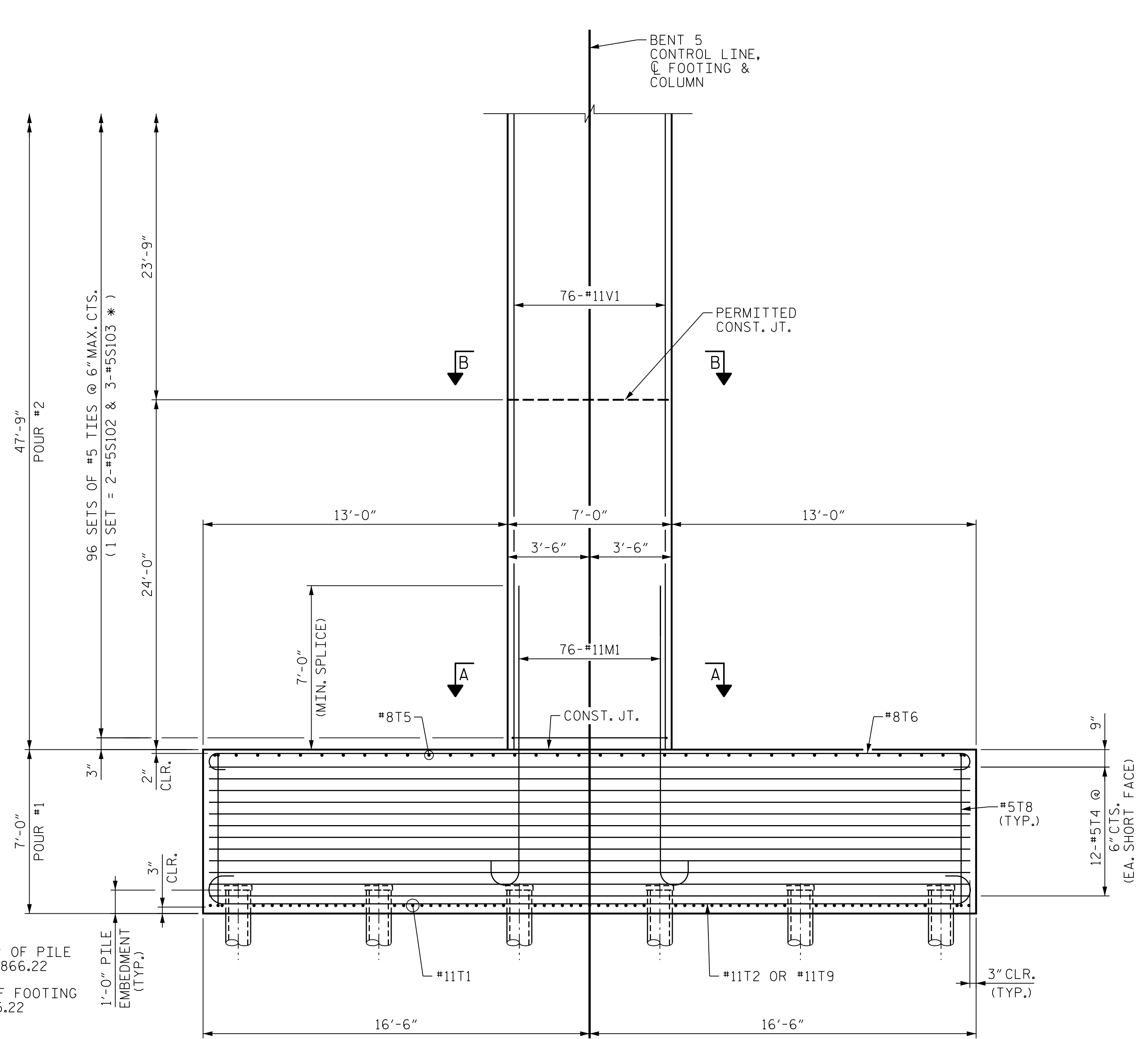


PARTIAL FRONT ELEVATION


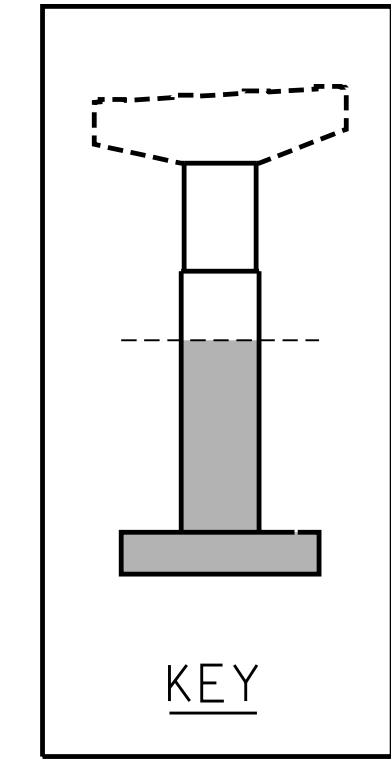


PARTIAL END ELEVATION

* INVERT ORIENTATION OF ALTERNATE #5S103 TIES

NOTES

- FOR FOOTING PLAN, SECTION A-A AND SECTION B-B, SEE "SUBSTRUCTURE BENT 5 FOOTING & COLUMN DETAILS", SHEET 3 OF 6.
- FOR ADDITIONAL NOTES, SEE "SUBSTRUCTURE BENT 1 ELEVATIONS", SHEET 1 OF 5.
- FOR MICROPILE DETAILS, SEE "SUBSTRUCTURE MICROPILE DETAILS" SHEET.



PROJECT NO. U-2579AB
 FORSYTH COUNTY
 STATION: 47+63.62 -Y15FLYBD-
 SHEET 1 OF 6

STATE OF NORTH CAROLINA
 DEPARTMENT OF TRANSPORTATION
 RALEIGH

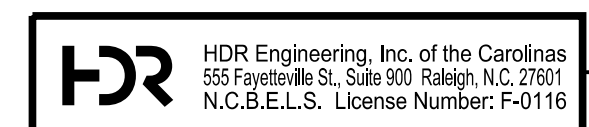
SUBSTRUCTURE BENT 5 ELEVATIONS

REVISIONS					
NO.	BY:	DATE:	NO.	BY:	DATE:
1	--	--	3	--	--
2	--	--	4	--	--

SHEET NO. S05-09B
 TOTAL SHEETS 116

PLOT DRIVER: NCDOT... PENTABLE: NCDOT STRUCTURES DEFAULT PEN.tbl
 USER: PPETERSO DATE: 10/11/2021 TIME: 8:28:59 AM
 FILE: ...SUBSTR

DES BY: <u>K. OLIVER</u>	DATE: <u>11/19</u>	DWG BY: <u>B. PETERSON</u>	DATE: <u>11/19</u>
DES CHK: <u>N. LIU</u>	DATE: <u>11/19</u>	CHK BY: <u>N. LIU</u>	DATE: <u>12/19</u>



DOCUMENT NOT CONSIDERED FINAL UNLESS ALL SIGNATURES COMPLETED