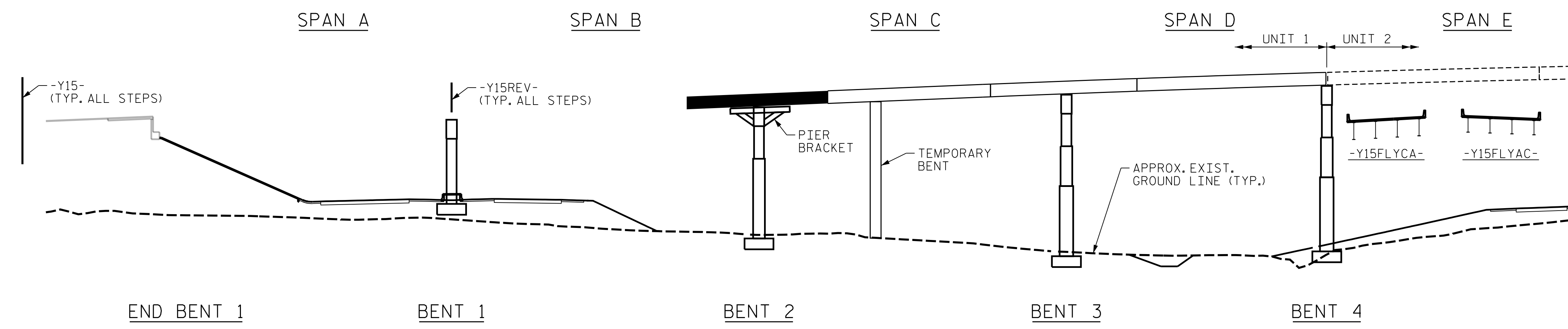
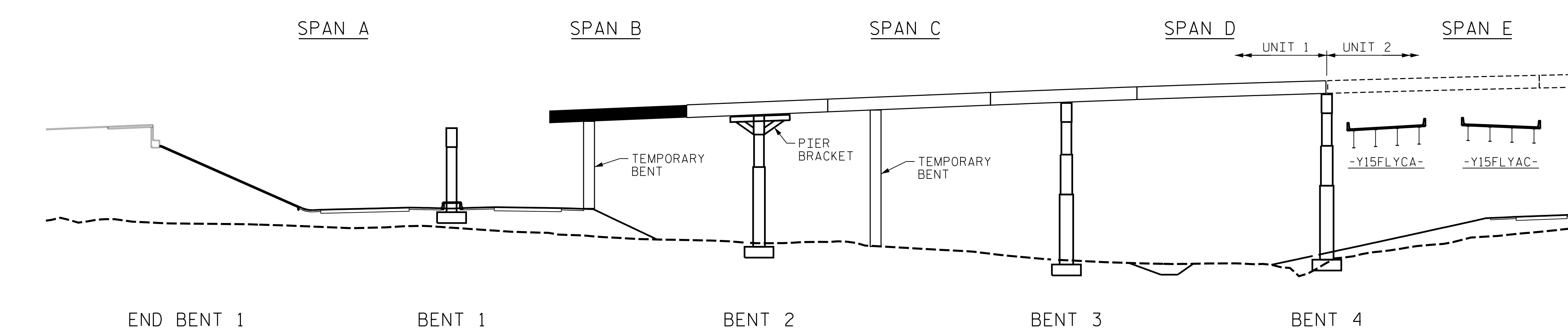


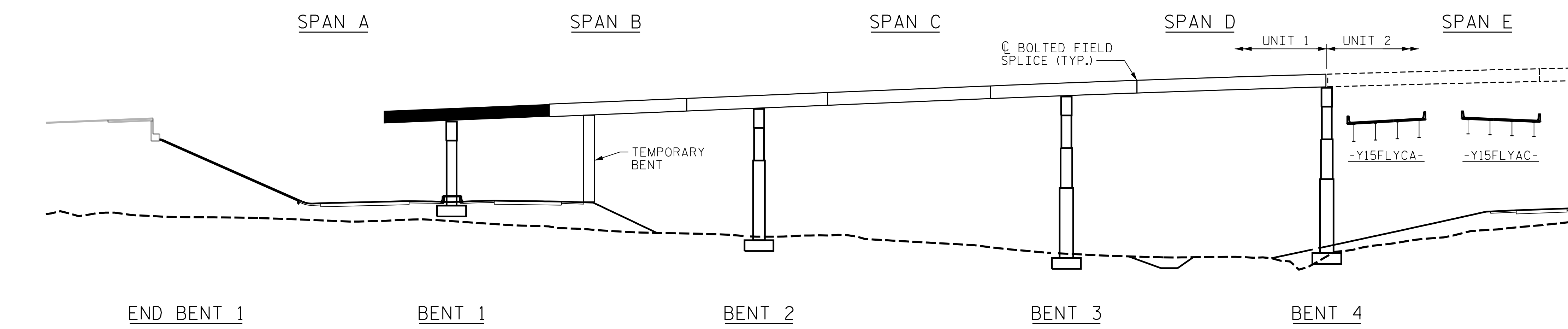
NOTES
 FOR NOTES, SEE "GIRDER ERECTION
 DETAILS UNIT 1", SHEET 1 OF 3.



UNIT 1, STEP 4 GIRDER ERECTION




UNIT 1, STEP 5 GIRDER ERECTION



UNIT 1, STEP 6 GIRDER ERECTION

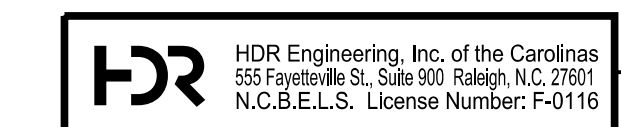
PROJECT NO. U-2579AB
FORSYTH COUNTY
 STATION: 47+63.62 -Y15FLYBD-
 SHEET 2 OF 3

STATE OF NORTH CAROLINA
 DEPARTMENT OF TRANSPORTATION
 RALEIGH
**GIRDER ERECTION
 DETAILS
 UNIT 1**



Dominic A. Coletti 10/11/2021

REVISIONS						SHEET NO. S05-013 TOTAL SHEETS 116
NO.	BY:	DATE:	NO.	BY:	DATE:	
1	--	--	3	--	--	TOTAL SHEETS 116
2	--	--	4	--	--	



**DOCUMENT NOT CONSIDERED FINAL
 UNLESS ALL SIGNATURES COMPLETED**

PLOT DRIVER: NCDOT_pdot_color_eng-50.ppt
 USER: PETERSON DATE: 10/11/2021
 FILE: ...GIRDER

DES BY: <u>D. COLETTI</u>	DATE: <u>07/19</u>	DWG BY: <u>B. PETERSON</u>	DATE: <u>07/19</u>
DES CHK: <u>D. OLDS</u>	DATE: <u>11/19</u>	CHK BY: <u>D. OLDS</u>	DATE: <u>11/19</u>