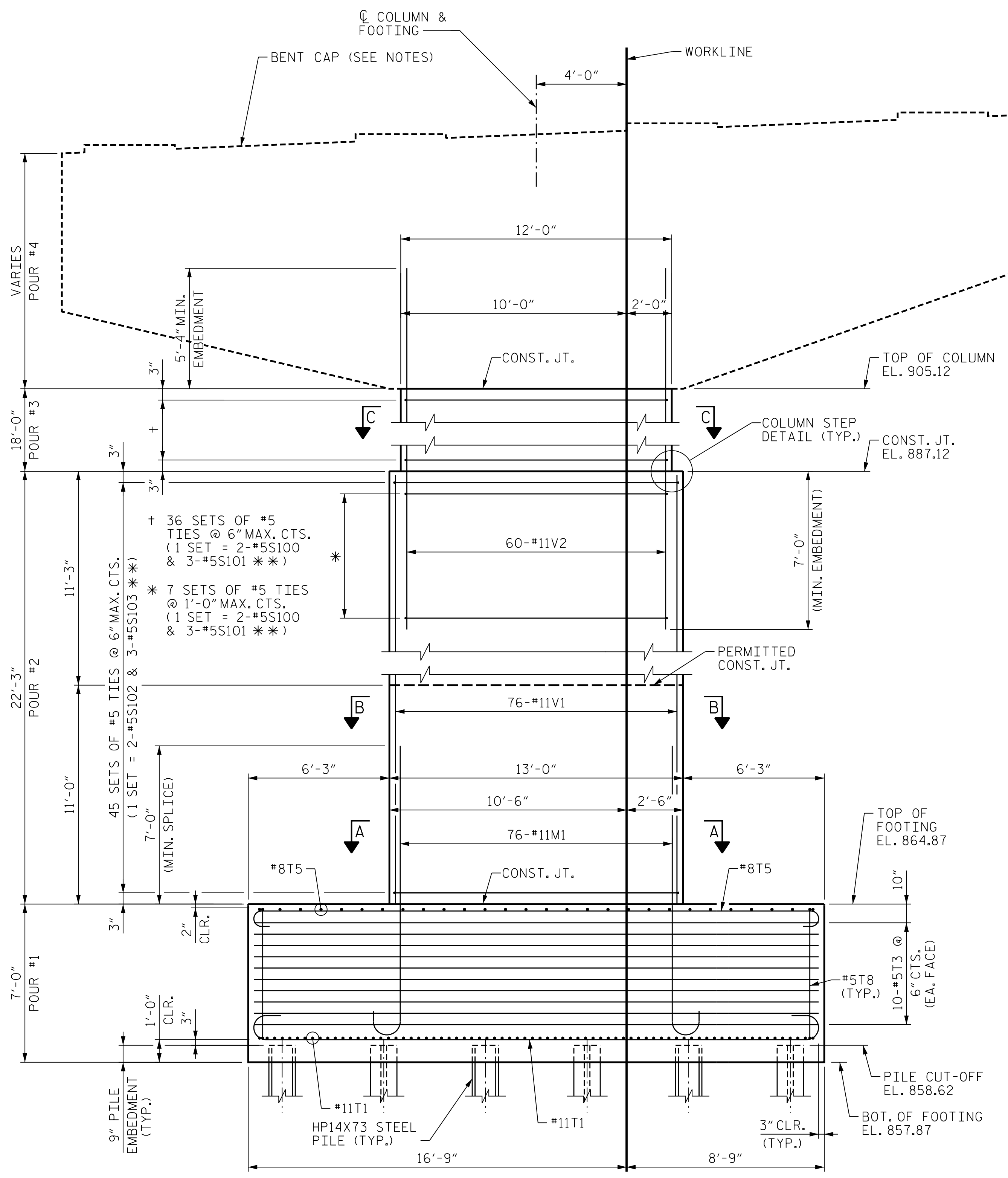
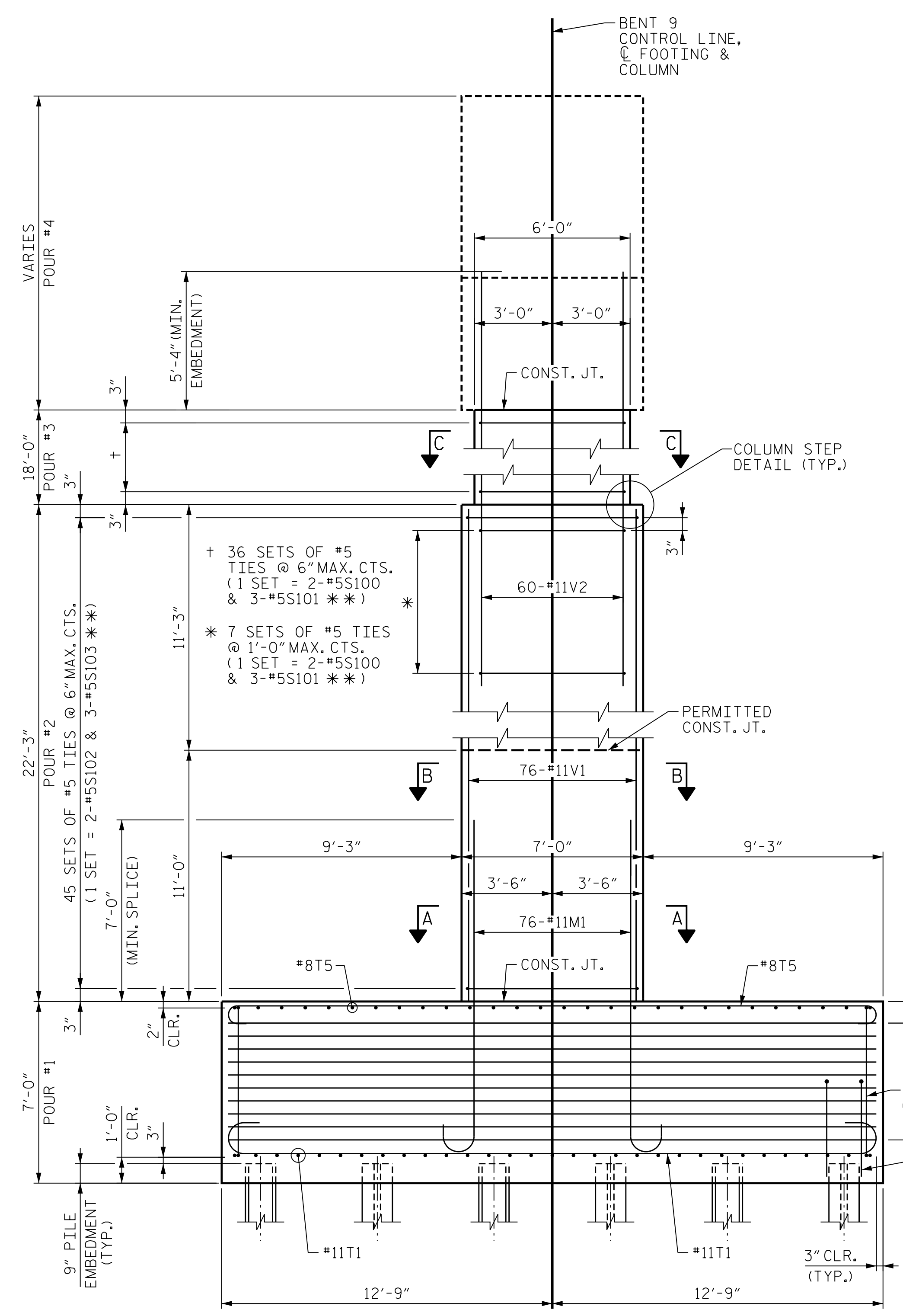


PLOT DRIVER: NCDOT_structures_default_pen.tbl
 USER: PPETERSO
 DATE: 10/14/2021
 TIME: 4:12:52 PM
 FILE: ...SUBSTR



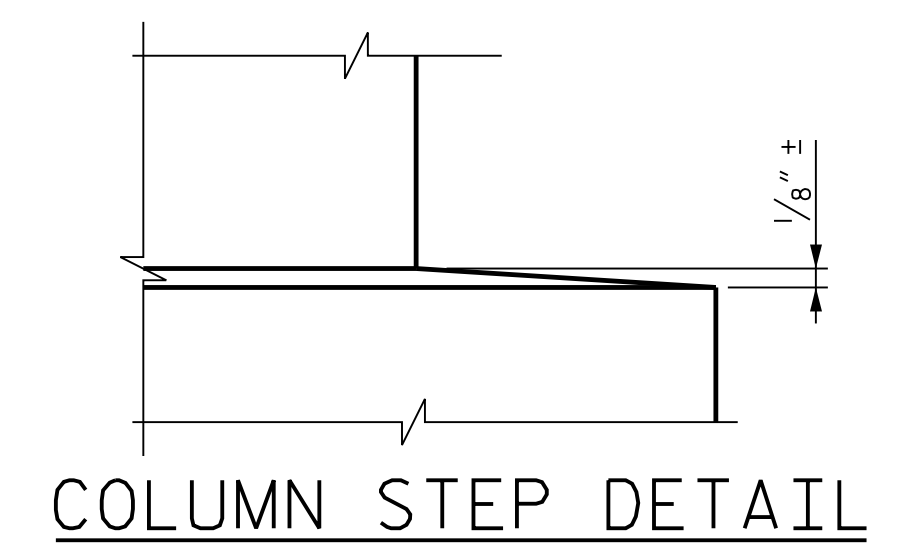
FRONT ELEVATION



END ELEVATION

NOTES

- FOR FOOTING PLAN, SECTION A-A AND SECTION B-B, SEE SHEET "SUBSTRUCTURE BENT 9 FOOTING & COLUMN DETAILS".
- FOR SECTION C-C, SEE SHEET "SUBSTRUCTURE BENT 9 BENT CAP DETAILS".
- FOR DETAILS OF BENT CAP, SEE SHEET "SUBSTRUCTURE BENT 9 BENT CAP PLAN AND ELEVATION" AND SHEET "SUBSTRUCTURE BENT 8 BENT CAP DETAILS".
- 4-#6T7 UPLIFT ANCHOR BARS AT NOTED PILES - SEE SHEET "SUBSTRUCTURE BENT 9 FOOTING & COLUMN DETAILS" FOR LOCATIONS.
- SEE SHEET "SUBSTRUCTURE BENT 1 ELEVATIONS" FOR ADDITIONAL NOTES AND PILE UPLIFT ANCHOR DETAIL.



COLUMN STEP DETAIL

PROJECT NO. U-2579AB
 FORSYTH COUNTY
 STATION: 60+66.06 -Y15FLYAC-

SHEET 1 OF 5

STATE OF NORTH CAROLINA
 DEPARTMENT OF TRANSPORTATION
 RALEIGH

SUBSTRUCTURE
 BENT 9
 ELEVATIONS



10/15/2021
 DOCUMENT NOT CONSIDERED FINAL
 UNLESS ALL SIGNATURES COMPLETED

DES BY: J. CABABE	DATE: 10/19	DWG BY: B. PETERSON	DATE: 10/19
DES CHK: S. CHAUDHARI	DATE: 10/19	CHK BY: N. LIU	DATE: 11/19

HDR Engineering, Inc. of the Carolinas
 555 Fayetteville St., Suite 900 Raleigh, N.C. 27601
 N.C.B.E.L.S. License Number: F-0116

REVISIONS						SHEET NO. S04-133 TOTAL SHEETS 144
NO.	BY:	DATE:	NO.	BY:	DATE:	
1	--	--	3	--	--	
2	--	--	4	--	--	