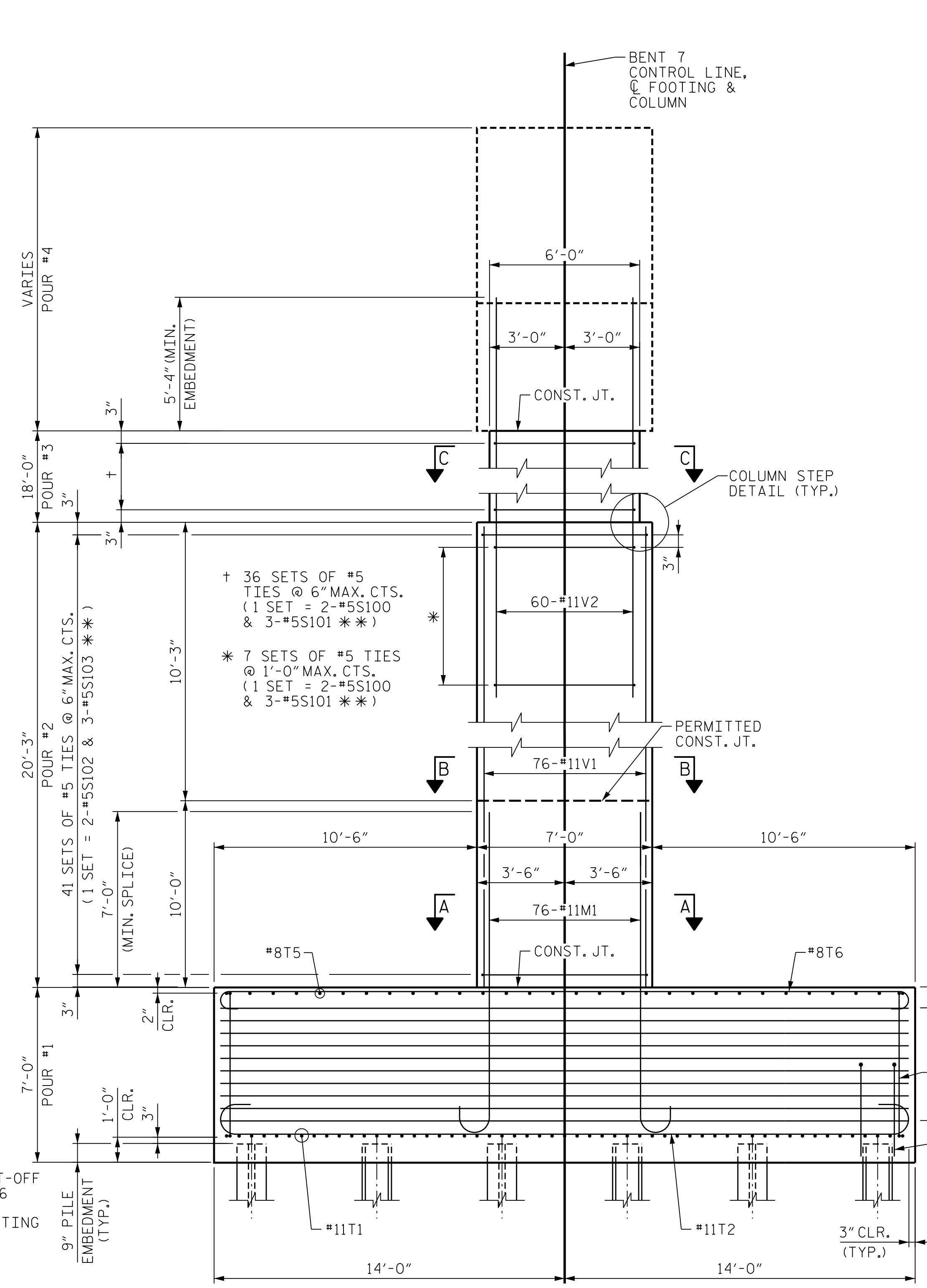


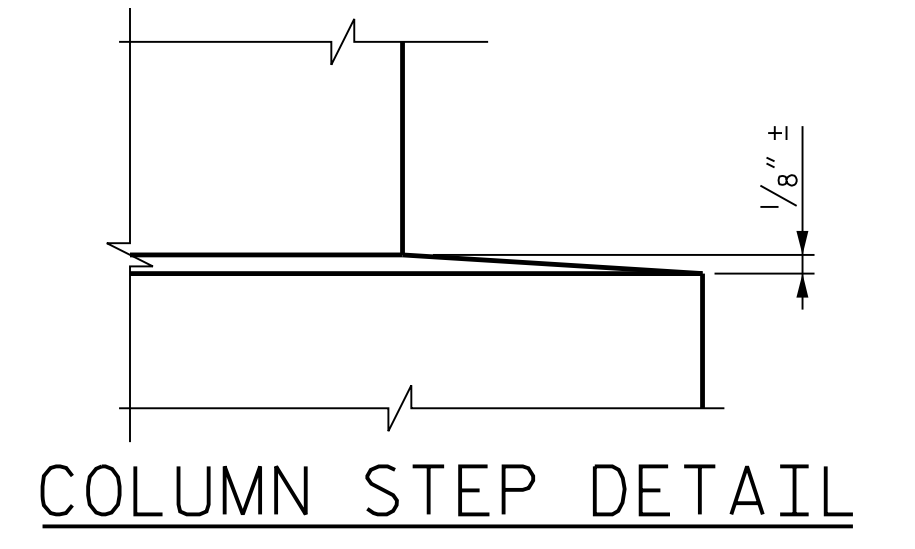
FRONT ELEVATION



END ELEVATION

NOTES

- FOR FOOTING PLAN, SECTION A-A AND SECTION B-B, SEE SHEET "SUBSTRUCTURE BENT 7 FOOTING & COLUMN DETAILS".
- FOR SECTION C-C, SEE SHEET "SUBSTRUCTURE BENT 7 BENT CAP DETAILS".
- FOR DETAILS OF BENT CAP, SEE SHEET "SUBSTRUCTURE BENT 7 BENT CAP PLAN AND ELEVATION" AND SHEET "SUBSTRUCTURE BENT 7 BENT CAP DETAILS".
- 4-#6T7 UPLIFT ANCHOR BARS AT NOTED PILES - SEE SHEET "SUBSTRUCTURE BENT 7 FOOTING & COLUMN DETAILS" FOR LOCATIONS.
- SEE SHEET "SUBSTRUCTURE BENT 1 ELEVATIONS" FOR ADDITIONAL NOTES AND PILE UPLIFT ANCHOR DETAIL.



COLUMN STEP DETAIL

\*\* INVERT ORIENTATION OF ALTERNATE #5S101 AND #5S103 TIES

PROJECT NO. U-2579AB  
 FORSYTH COUNTY  
 STATION: 60+66.06 -Y15FLYAC-

SHEET 1 OF 5

STATE OF NORTH CAROLINA  
 DEPARTMENT OF TRANSPORTATION  
 RALEIGH

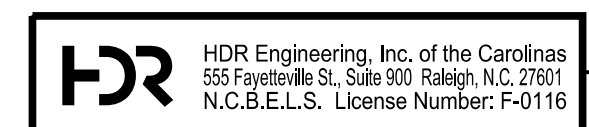
**SUBSTRUCTURE BENT 7 ELEVATIONS**



10/15/2021

PLOT DRIVER: NCDOT...  
 USER: PPETERSO  
 DATE: 10/14/2021  
 FILE: ...SUBSTR

DES BY: J. CABABE	DATE: 10/19	DWG BY: B. PETERSON	DATE: 10/19
DES CHK: S. CHAUDHARI	DATE: 10/19	CHK BY: N. LIU	DATE: 11/19



DOCUMENT NOT CONSIDERED FINAL UNLESS ALL SIGNATURES COMPLETED

REVISIONS						SHEET NO. 504-123 TOTAL SHEETS 144
NO.	BY:	DATE:	NO.	BY:	DATE:	
1	--	--	3	--	--	
2	--	--	4	--	--	