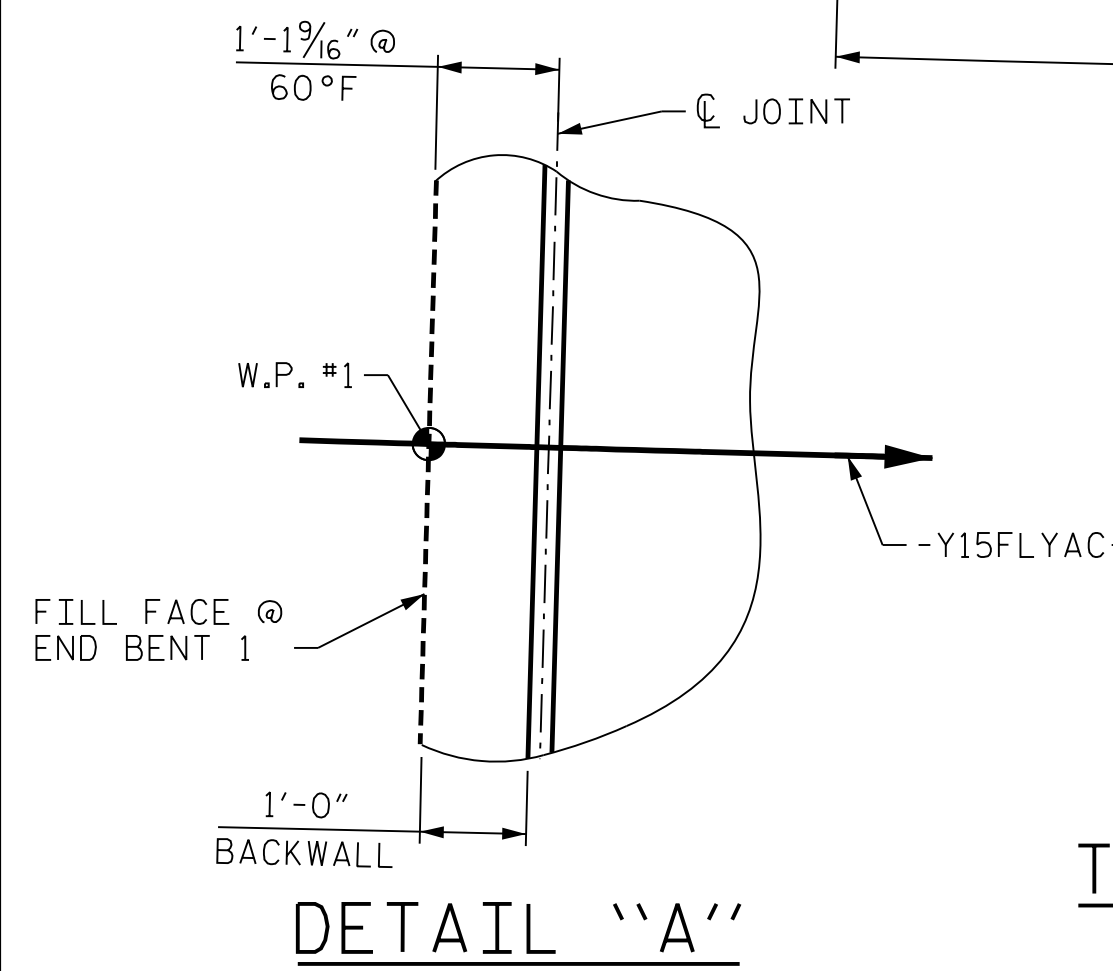


PARTIAL PLAN OF SPANS - UNIT 1

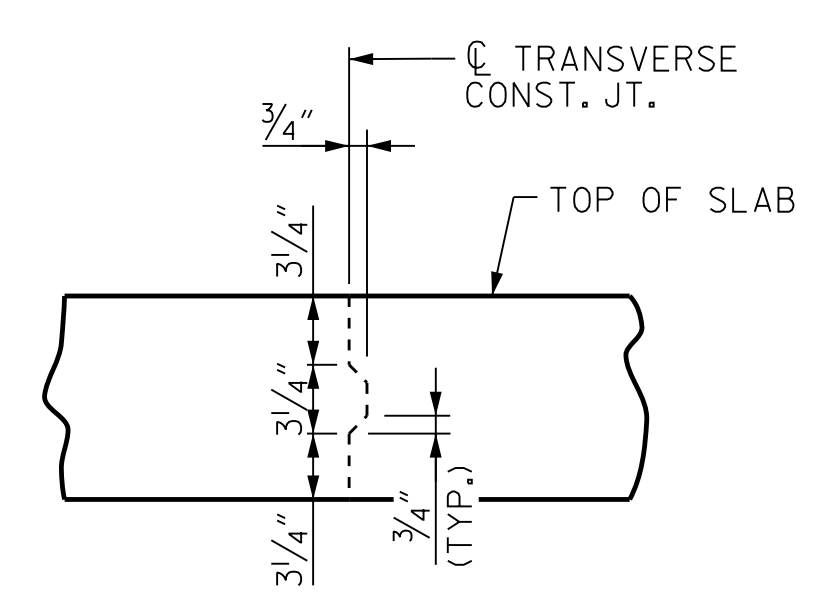
* = DIMENSIONS MEASURED ALONG -Y15FLYAC-
 # = ADJUST AS REQUIRED TO CLEAR MODULAR EXPANSION JOINT ASSEMBLY

PROJECT NO. U-2579AB
 FORSYTH COUNTY
 STATION: 60+66.06 -Y15FLYAC-
 SHEET 1 OF 4



TRANSVERSE CONSTRUCTION JOINT DETAIL

NOTE: REINFORCING STEEL IN SLAB NOT SHOWN. LONGITUDINAL REINFORCING STEEL SHALL BE CONTINUOUS THROUGH JOINT



NOTES

- FOR SECTIONS A-A AND B-B, SEE "SUPERSTRUCTURE TYPICAL SECTION" SHEETS.
- SEE "SUPERSTRUCTURE PLAN OF SPANS ARC OFFSETS" SHEET 1 OF 4 FOR OUTSIDE EDGE OF DECK CURVE OFFSETS.
- FOR REINFORCING STEEL IN CONCRETE BARRIER RAIL, SEE "SUPERSTRUCTURE CONCRETE BARRIER RAIL" SHEETS.
- #5 "A" BARS ARE TO BE PLACED RADIALLY SPACED AT 5" MAX. CTS. ALONG RIGHT OUTSIDE EDGE OF SUPERSTRUCTURE.
- FOR DECK POURING SEQUENCE, SEE "SUPERSTRUCTURE BILL OF MATERIAL" SHEET.

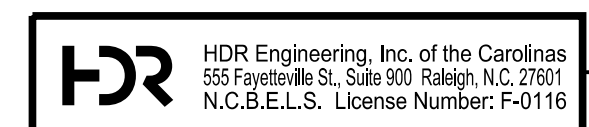


10/15/2021

STATE OF NORTH CAROLINA
 DEPARTMENT OF TRANSPORTATION
 RALEIGH

SUPERSTRUCTURE PLAN OF SPANS UNIT 1

DES BY: G. SCHMITZ	DATE: 06/19	DWG BY: B. PETERSON	DATE: 07/19
DES CHK: D. COLETTI	DATE: 06/19	CHK BY: G. SCHMITZ	DATE: 11/19



DOCUMENT NOT CONSIDERED FINAL UNLESS ALL SIGNATURES COMPLETED

REVISIONS						SHEET NO.	
NO.	BY:	DATE:	NO.	BY:	DATE:	TOTAL SHEETS	
1	--	--	3	--	--	144	
2	--	--	4	--	--	144	

PLOT DRIVER: NCDOT.pdf_color_eng-50dpi
 USER: PPETERSO
 DATE: 10/14/2021
 TIME: 3:59:44 PM
 FILE: ... \SUPERS

SEE SHEET 2 OF 4