DocuSign Envelope ID: FF6D8BE7-FEBC-40BC-8CDE-240E617D4E29

NOTES

STIRRUPS AND "U" BARS IN CAP MAY BE SHIFTED SLIGHTLY AS NECESSARY TO CLEAR ANCHOR BOLTS.

HOOKS ON "V" BARS MAY BE TURNED AS NECESSARY FOR PLACING REINFORCING STEEL.

THE CONTRACTOR'S ATTENTION IS CALLED TO THE FACT THAT THE LONGITUDINAL REINFORCEMENT IN THE DRILLED PIERS IS DETAILED WITH 3 FEET OF EXTRA LENGTH.

ALL STEEL IN THE DRILLED PIERS IS INCLUDED IN THE PAY ITEMS FOR "REINFORCING STEEL" AND "SPIRAL COLUMN REINFORCING STEEL" OR "EPOXY COATED SPIRAL COLUMN REINFORCING STEEL".

THE LOCATION OF THE CONSTRUCTION JOINT IN THE DRILLED PIERS IS BASED ON AN APPROXIMATE GROUND LINE ELEVATION. IF THE CONSTRUCTION JOINT IS ABOVE THE ACTUAL GROUND ELEVATION, THE CONTRACTOR SHALL PLACE THE CONSTRUCTION JOINT 1 FOOT BELOW THE GROUND LINE.

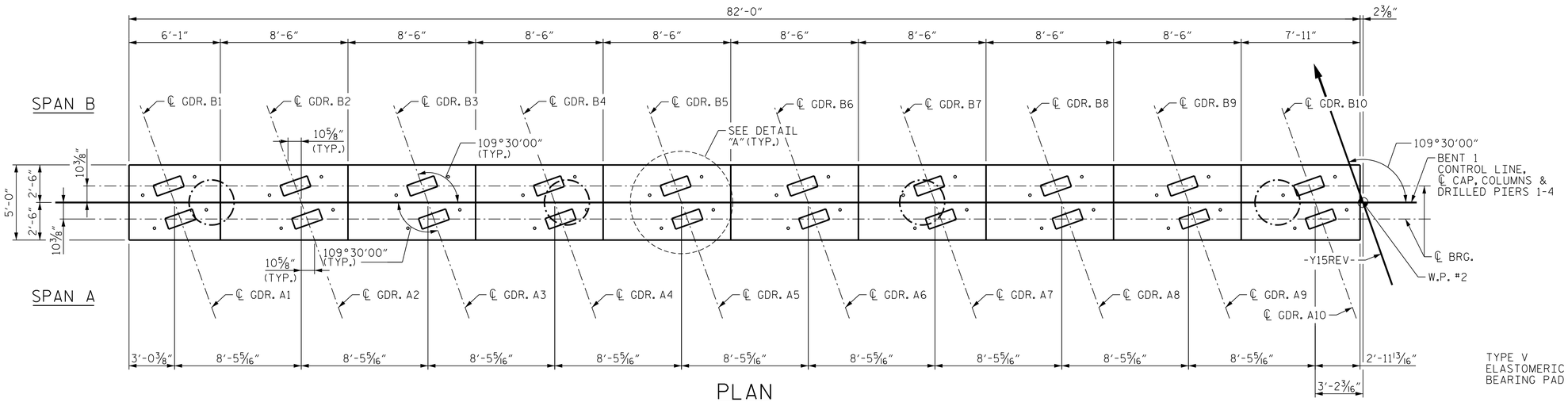

PLAN

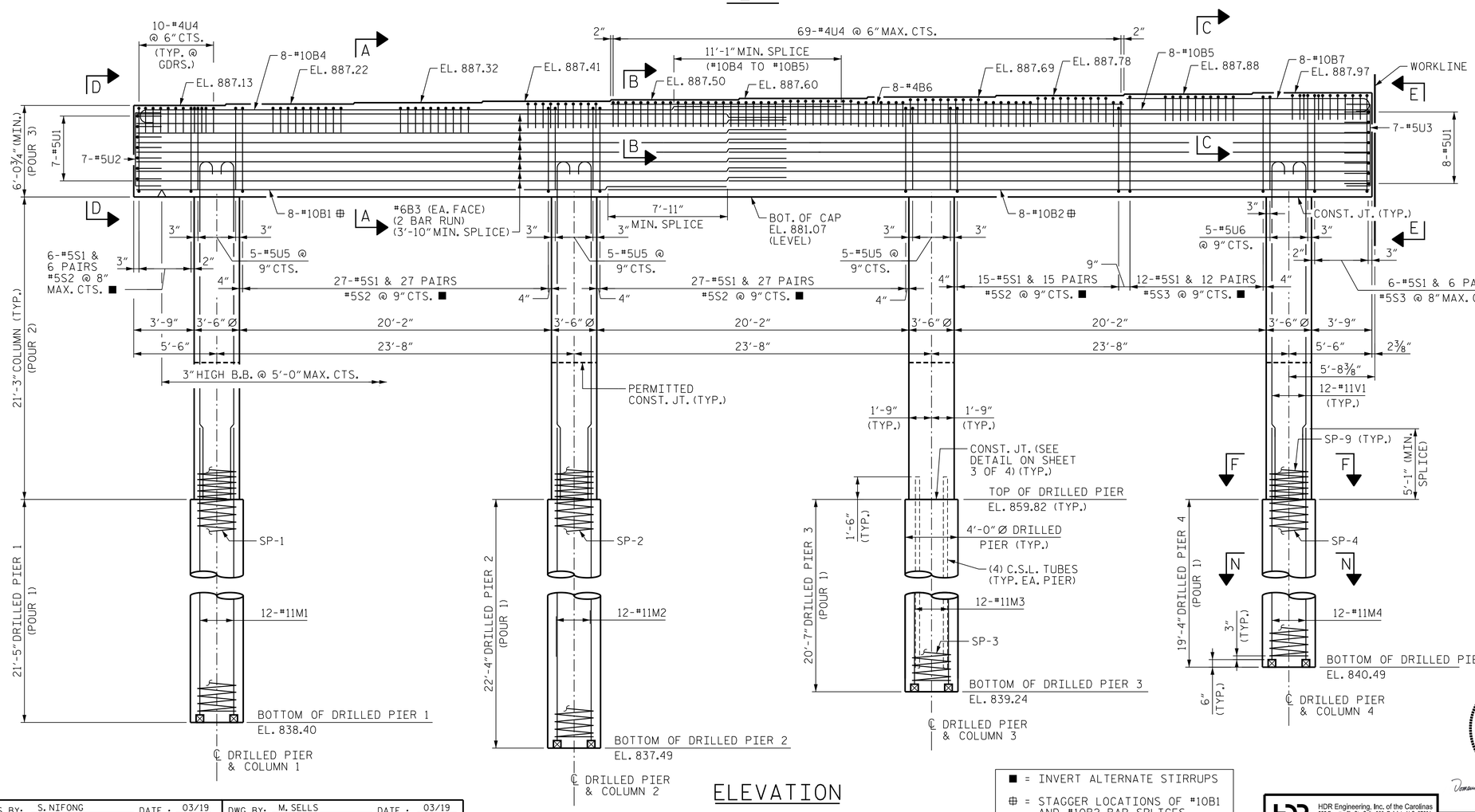

ELEVATION

■ = INVERT ALTERNATE STIRRUPS

⊕ = STAGGER LOCATIONS OF #10B1 AND #10B2 BAR SPLICES

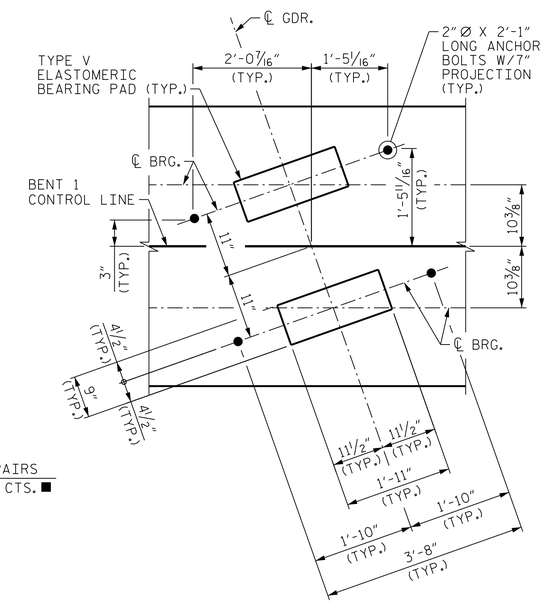

DETAIL "A"

PROJECT NO. U-2579AB

FORSYTH COUNTY

STATION: 47+28.33 -Y15REV-

SHEET 1 OF 4

STATE OF NORTH CAROLINA
DEPARTMENT OF TRANSPORTATION
RALEIGH

SUBSTRUCTURE BENT 1A PLAN AND ELEVATION

NORTH CAROLINA PROFESSIONAL SEAL 29589 ENGINEER DOMENIC A. COLETTI

10/18/2021

REVISIONS						
NO.	BY:	DATE:	NO.	BY:	DATE:	SHEET NO. S03-45
1	--	--	3	--	--	TOTAL SHEETS 61
2	--	--	4	--	--	

HDR Engineering, Inc. of the Carolinas
555 Fayetteville St., Suite 900 Raleigh, N.C. 27601
N.C.B.E.L.S. License Number: F-0116

DOCUMENT NOT CONSIDERED FINAL UNLESS ALL SIGNATURES COMPLETED

DES BY: S. NIFONG	DATE: 03/19	DWG BY: M. SELLS	DATE: 03/19
DES CHK: J. ROBERTS	DATE: 03/19	CHK BY: S. NIFONG	DATE: 03/19

PLOT DRIVER: NCDOT_pdf color_eng_50.plt
USER: PPETERSO DATE: 10/14/2021
FILE: ...\SUBSTRUCTURE BENT
PENTABLE: NCDOT STRUCTURES DEFAULT PEN.tbl
TIME: 3:51:02 PM