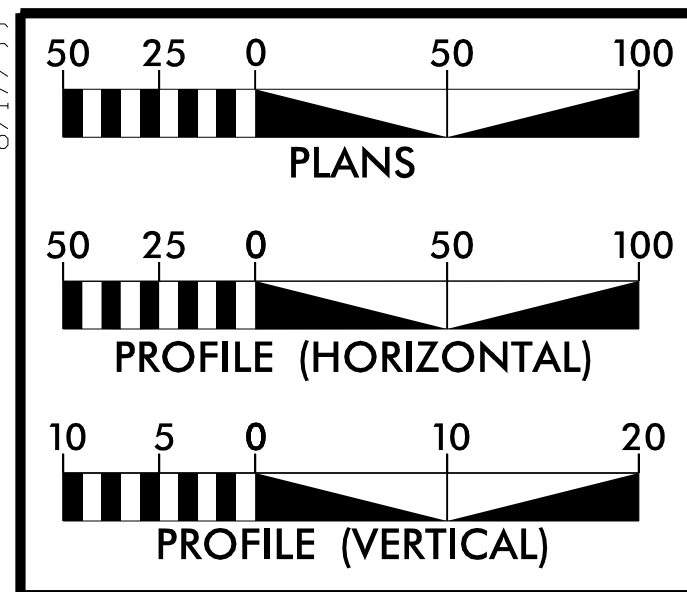
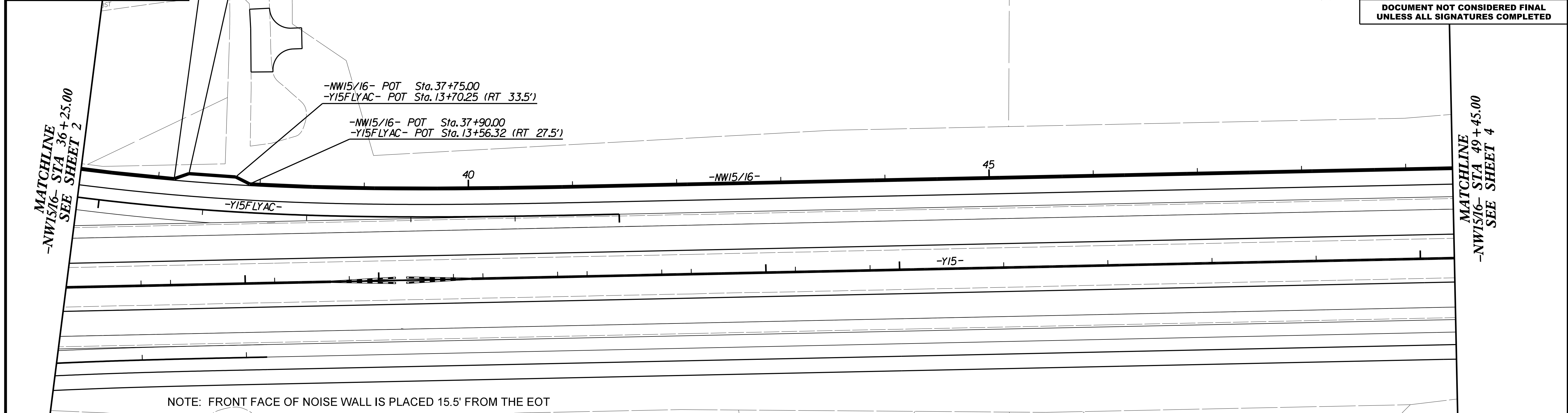


8.17.17/99

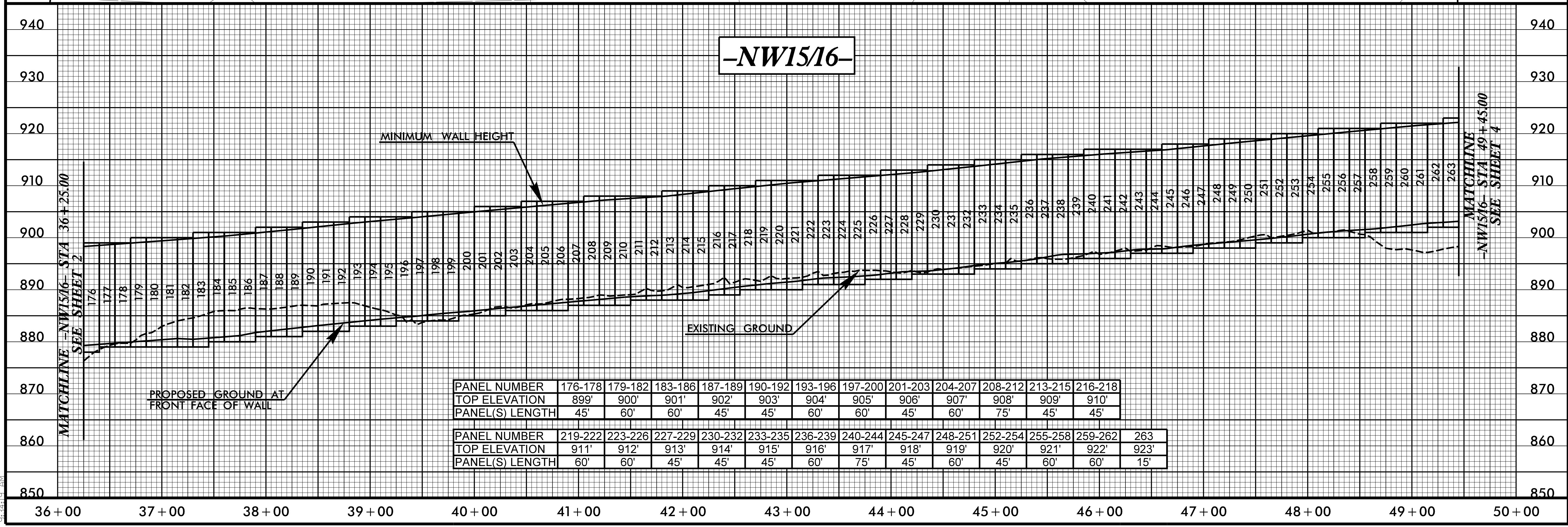


PLAN AND PROFILE OF NOISE WALL 15/16

PROJECT REFERENCE NO. U-2579AB	SHEET NO. 2N-6
RW SHEET NO.	
ROADWAY DESIGN ENGINEER	
10/13/2021	
DOCUMENT NOT CONSIDERED FINAL UNLESS ALL SIGNATURES COMPLETED	



NOTE: FRONT FACE OF NOISE WALL IS PLACED 15.5' FROM THE EOT



PANEL NUMBER	176-178	179-182	183-186	187-189	190-192	193-196	197-200	201-203	204-207	208-212	213-215	216-218
TOP ELEVATION	899'	900'	901'	902'	903'	904'	905'	906'	907'	908'	909'	910'
PANEL(S) LENGTH	45'	60'	60'	45'	45'	60'	60'	45'	60'	75'	45'	45'

PANEL NUMBER	219-222	223-226	227-229	230-232	233-235	236-239	240-244	245-247	248-251	252-254	255-258	259-262	263
TOP ELEVATION	911'	912'	913'	914'	915'	916'	917'	918'	919'	920'	921'	922'	923'
PANEL(S) LENGTH	60'	60'	45'	45'	45'	60'	75'	45'	60'	45'	60'	60'	15'

10/15/2021 10:15:45 AM NW15_16_pah2N-f.dgn