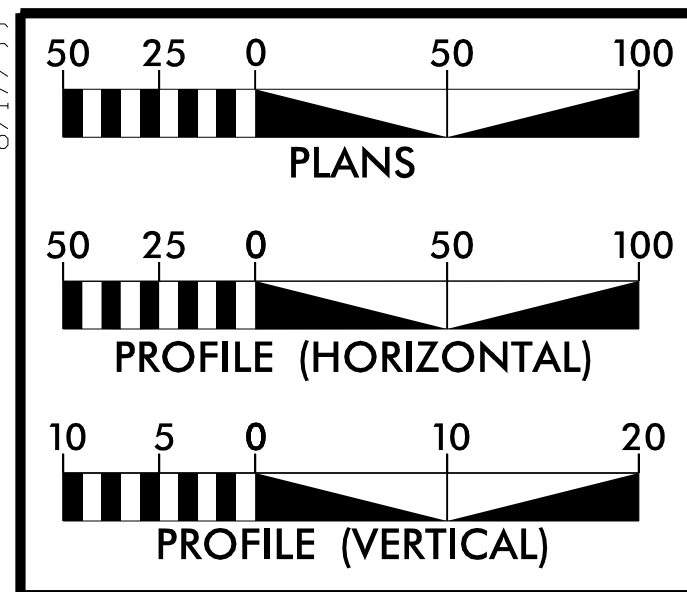


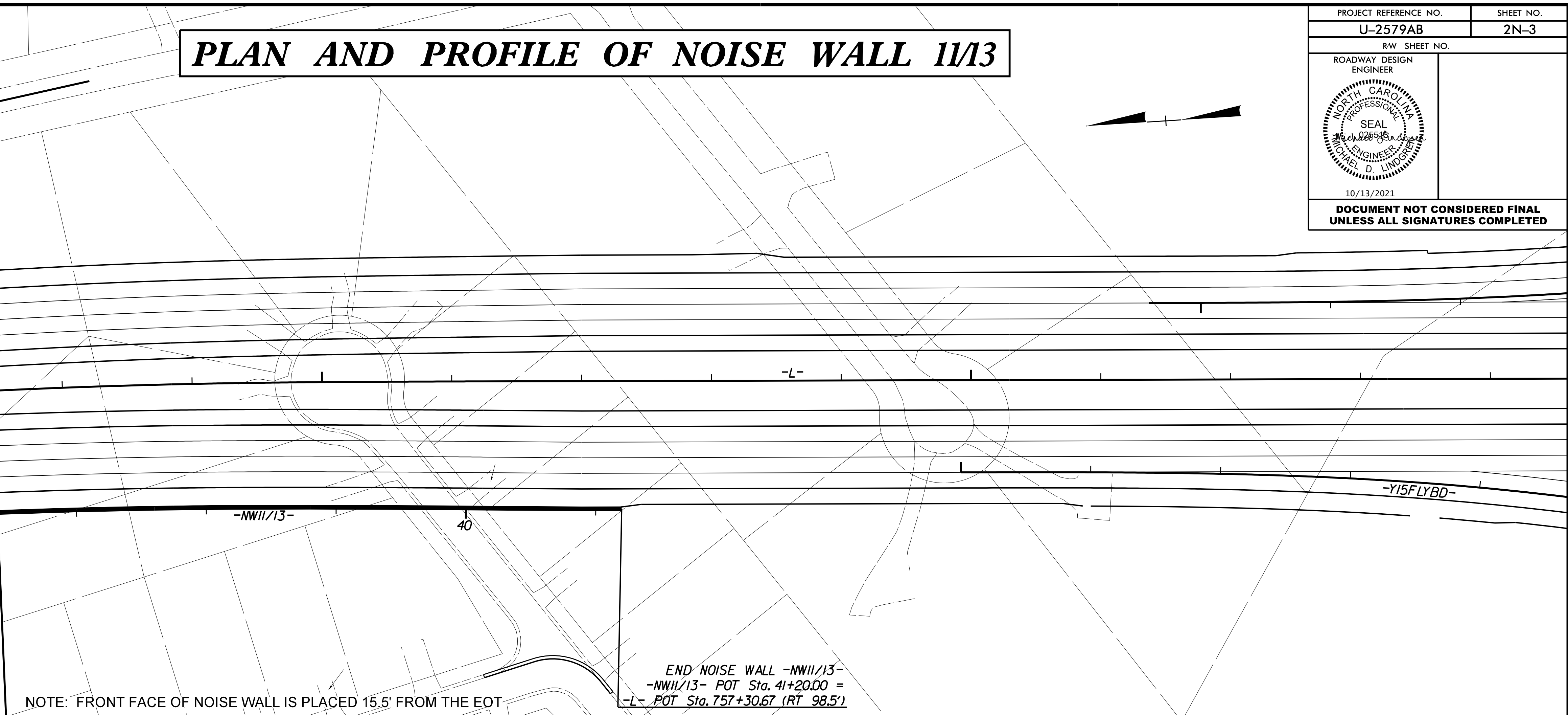
8.17.21



PLAN AND PROFILE OF NOISE WALL 1/13

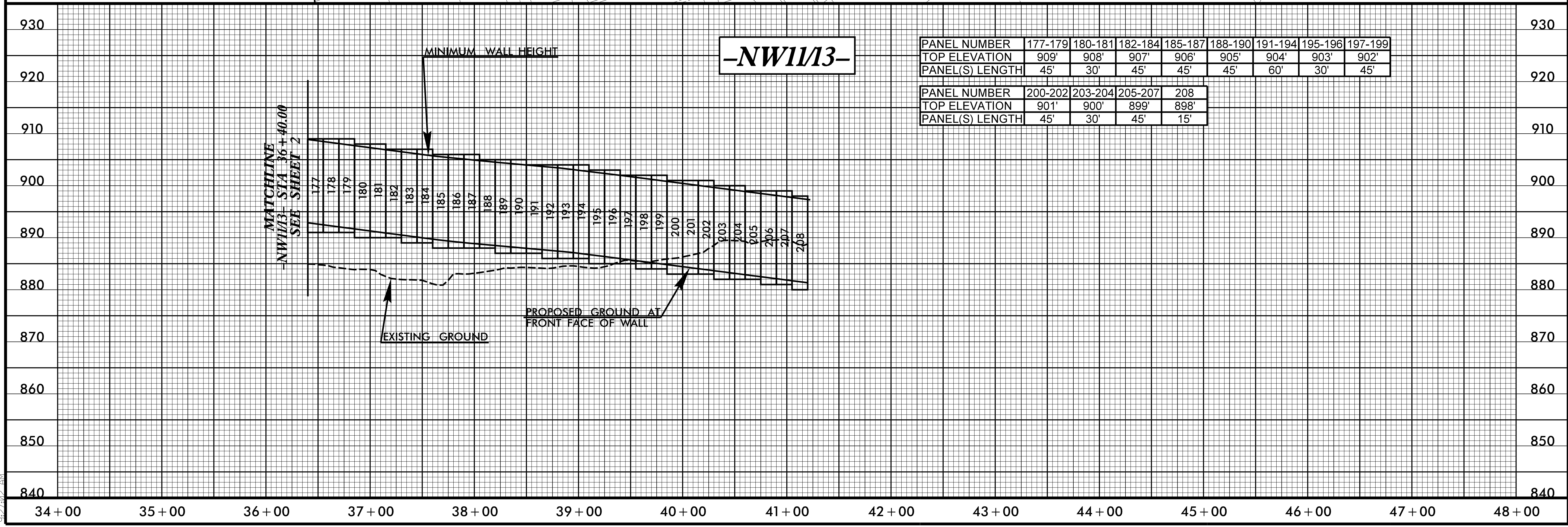
PROJECT REFERENCE NO. U-2579AB	SHEET NO. 2N-3
RW SHEET NO.	
ROADWAY DESIGN ENGINEER	
10/13/2021	
DOCUMENT NOT CONSIDERED FINAL UNLESS ALL SIGNATURES COMPLETED	

MATCHLINE
-NW1/13- STA 36+40.00
SEE SHEET 2



END NOISE WALL -NW1/13-
-NW1/13- POT Sta. 41+20.00 =
-L- POT Sta. 757+30.67 (RT 98.5')

NOTE: FRONT FACE OF NOISE WALL IS PLACED 15.5' FROM THE EOT



PANEL NUMBER	177-179	180-181	182-184	185-187	188-190	191-194	195-196	197-199
TOP ELEVATION	909'	908'	907'	906'	905'	904'	903'	902'
PANEL(S) LENGTH	45'	30'	45'	45'	45'	60'	30'	45'

PANEL NUMBER	200-202	203-204	205-207	208
TOP ELEVATION	901'	900'	899'	898'
PANEL(S) LENGTH	45'	30'	45'	15'

10/15/2021 10:16:58 AM U-2579AB-NW1.1.13_psh-2N-3.dgn