DocuSign Envelope ID: 47FA2402-000B-4AD4-AC76-879B9DB94F2E

5/14/99

PROJECT REFERENCE NO.	SHEET NO.
U-2579AB	2C-8

ALL REBAR TO MATCH THE VERTICAL BARRIER OF STRUCTURE S2 AS SHOWN ON SHEET S2-17 OF THE STRUCTURES PLANS

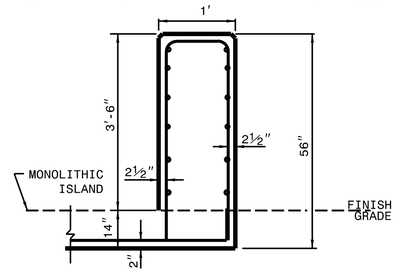

DETAIL X-X

CROSS SECTIONAL VIEW

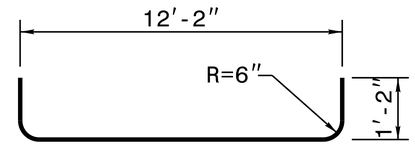

J - BARS

#5 BAR

GENERAL NOTES:

- CLASS 'AA' CONCRETE TO BE USED THROUGHOUT.
- REINFORCING STEEL TO BE CUT, BENT OR RELOCATED TO POSITION PIPE AS DIRECTED BY THE ENGINEER.
- ALL EXPOSED CORNERS TO BE CHAMFERED 1".
- MAINTAIN 2" MINIMUM CONCRETE COVERAGE ON ALL STEEL.

BILL OF MATERIAL

CODE	BAR#	LENGTH	LBS/FT.	QTY.	LBS
H	5	30'	1.043	48	1502
J	5	12'-2"	1.043	120	1528
S	5	1'-8"	1.043	480	836
		TOTAL WEIGHT STEEL			3866
TOTAL CLASS "AA" CONCRETE					220 CU.YDS.

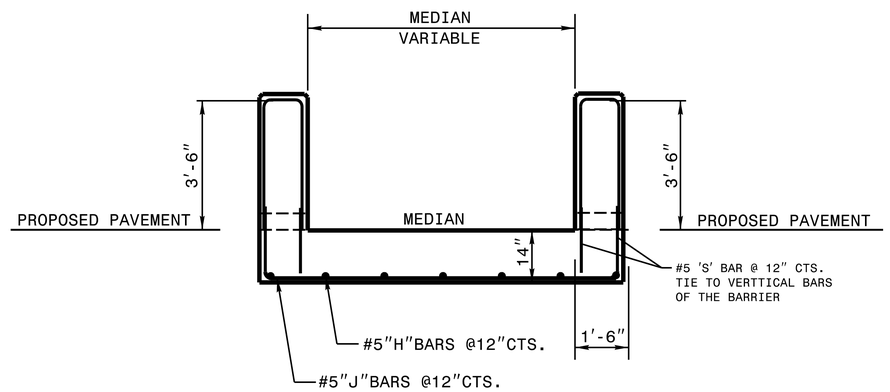

CROSS SECTIONAL VIEW

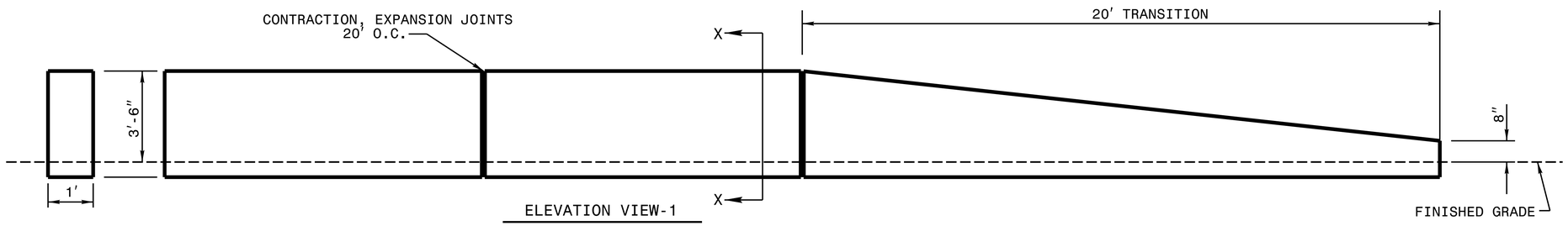

ELEVATION VIEW-1



11/9/2021

DOCUMENT NOT CONSIDERED FINAL UNLESS ALL SIGNATURES COMPLETED

CONTRACT STANDARDS
STANDARDS AND SPECIAL DESIGN
Office 919-707-6950 FAX 919-250-4119

DDI BARRIER

ORIGINAL BY: _____ DATE: _____
MODIFIED BY: nbritt DATE: 4-26-13
CHECKED BY: _____ DATE: _____
FILE SPEC.: details\nbritt\english\interstate\i5501 bridge barrier.dgn

$$$$$$SYSTIME$$$$
$$$$$$$$$$$$$$$$DGN$$$$$$$$$$$$$$$$$$
$$$$USERNAME$$$$