


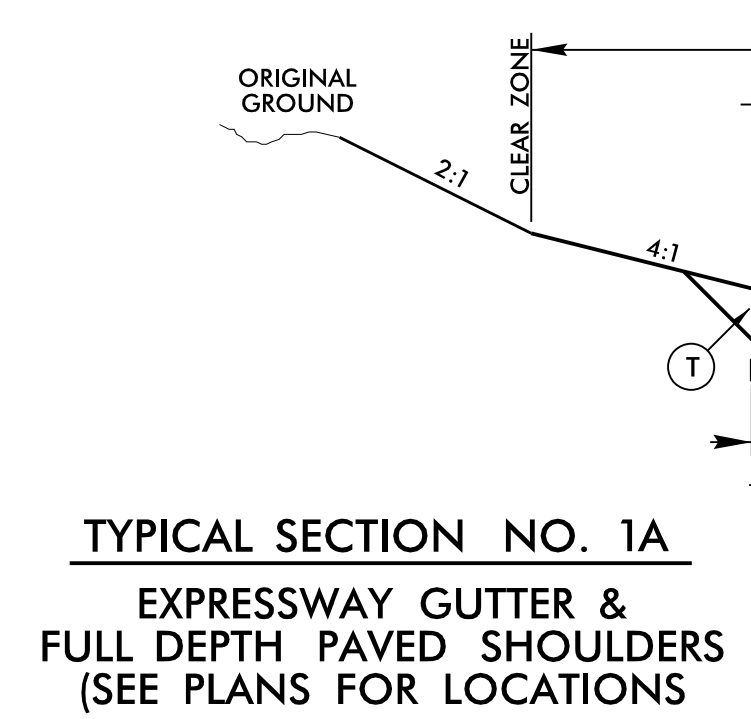
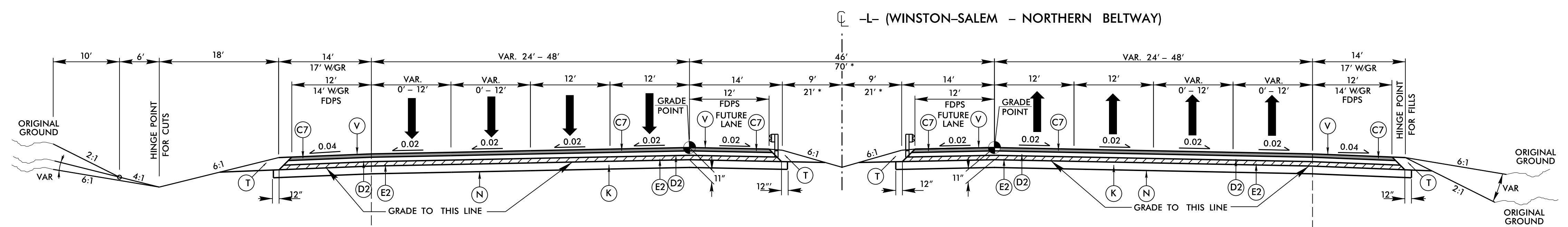
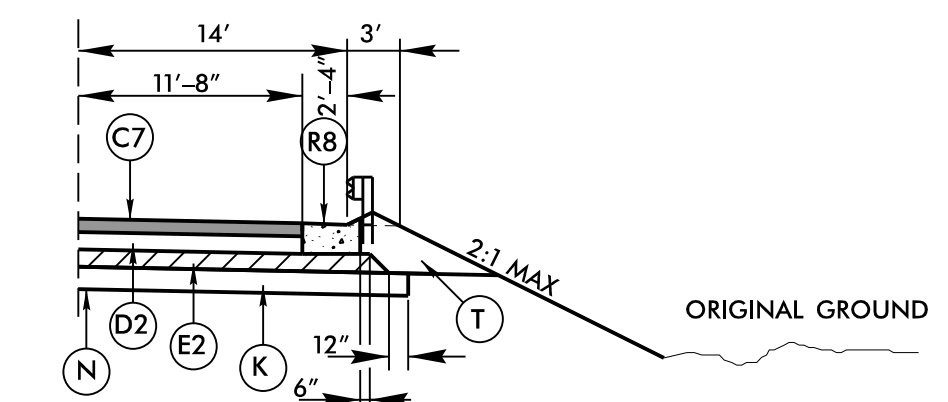


6/2/2021

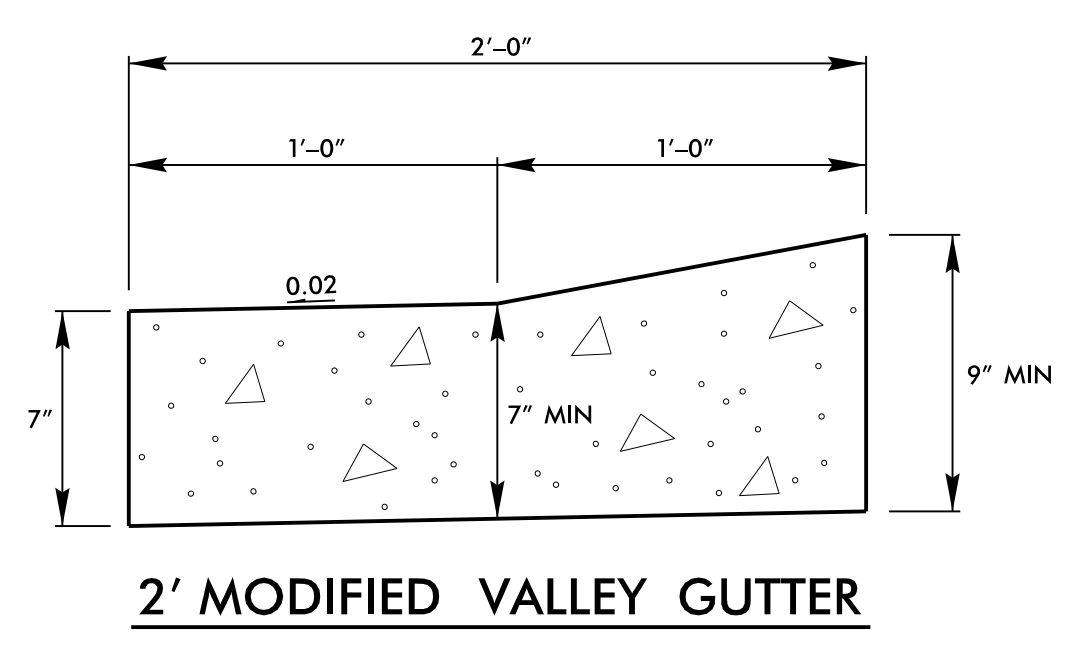
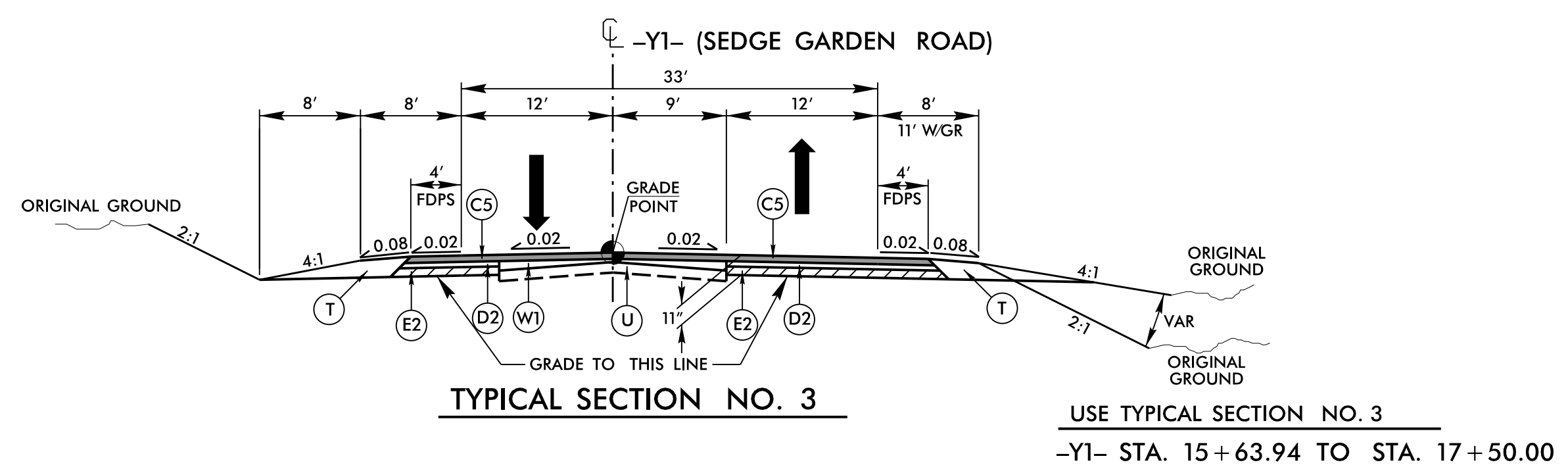
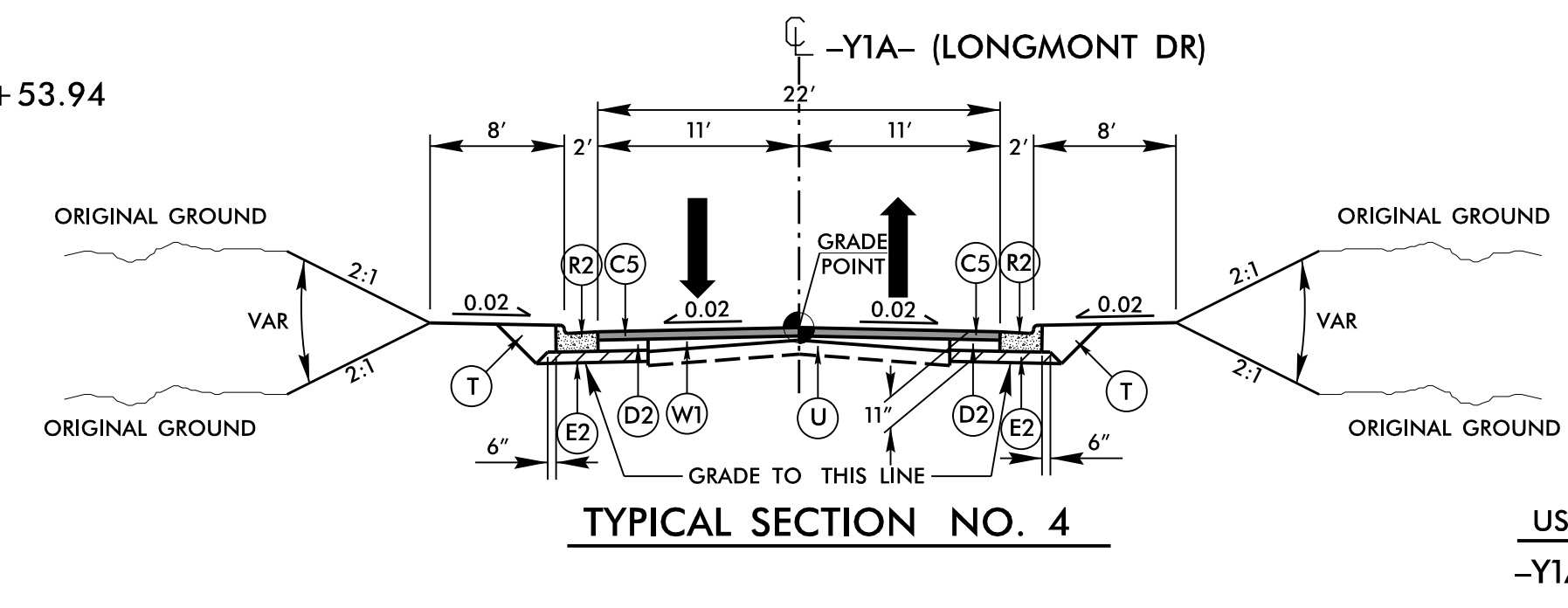
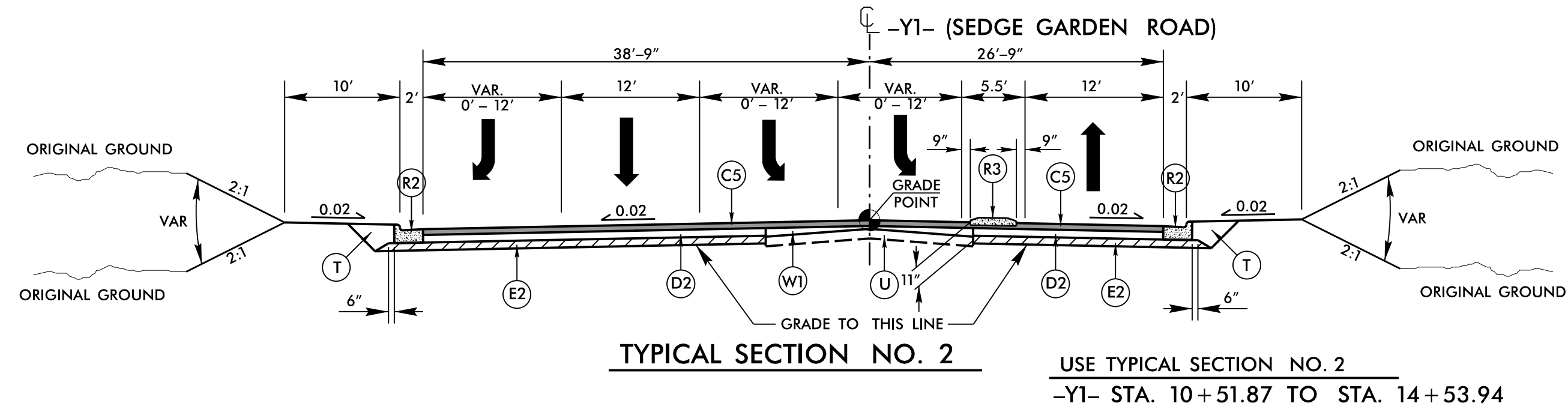
PROJECT REFERENCE NO. U-2579AB	SHEET NO. 2A-2
ROADWAY DESIGN ENGINEER 	PAVEMENT DESIGN ENGINEER 
10/13/2021	10/13/2021
DOCUMENT NOT CONSIDERED FINAL UNLESS ALL SIGNATURES COMPLETED	
 HDR Engineering, Inc. of the Carolinas 555 Fayetteville St, Suite 900 Raleigh, N.C. 27601 N.C.B.E.L.S. License Number: F-0116	



NOTE: NON-STANDARD INSIDE SHOULDER ROLLOVER TO ALLOW FOR FUTURE WIDENING.



PAVEMENT SCHEDULE	
A1	12" DOW. JOINT. CON
A2	12" JOINT. CONC.
A3	7" CONC. TRUCK APRON
C1	1.25" S9.5B
C2	1.5" S9.5B
C3	2" S9.5B
C4	2.5" S9.5B
C5	3" S9.5B
C6	VAR. S9.5B
C7	3" S9.5C
D1	2.5" I19.0C
D2	4" I19.0C
D3	VAR. I19.0C
E1	3" B25.0C
E2	4" B25.0C
E4	9" B25.0C
E5	VAR. B25.0C
J1	8" ABC
J2	10" ABC
K	SUBGRADE STAB.
N	GEO. FOR SOIL STAB.
P	PRIME COAT
R1	1'-6" CONC. C&G
R2	2'-6" CONC. C&G
R3	5" CONC. ISLAND
R4	CONCRETE BARRIER
R5	DO. FACE CON. BARR.
R6	DDI BARRIER
R7	4" CONC. COVER
R8	SHLD. BERM GUTTER
R9	MOD. 2'-6" CONC. C&G
R10	MOD. VALLEY GUT.
R11	CONC. EXPRWAY. GUT.
S	4" CONCRETE SIDEWALK
T	EARTH MATERIAL
U	EXISTING PAVEMENT
V	RUMBLE STRIPS
W1	WEDGING
Y	INCIDENTAL MILLING
Z	DIAMOND GRINDING



PLOT DRIVER: NCDOT_pdf_color_eng_50.plt
 USER: CHARRIS
 FILE: NCDOT\NCDOT-U2579AB-6.0.CAD.BTM\6.2.Work\In_Progress\U-2579AB\Roadway\Proj\U2579ab_rdy_typ.dgn
 PENTABLE: NCDOT_pshpfl_conventional.tbi
 TIME: 8:53:22 AM
 DATE: 10/12/2021

REVISIONS