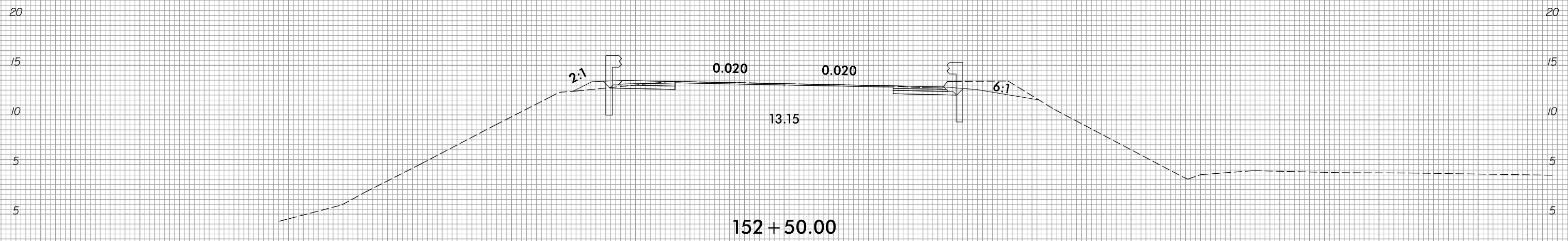


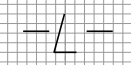
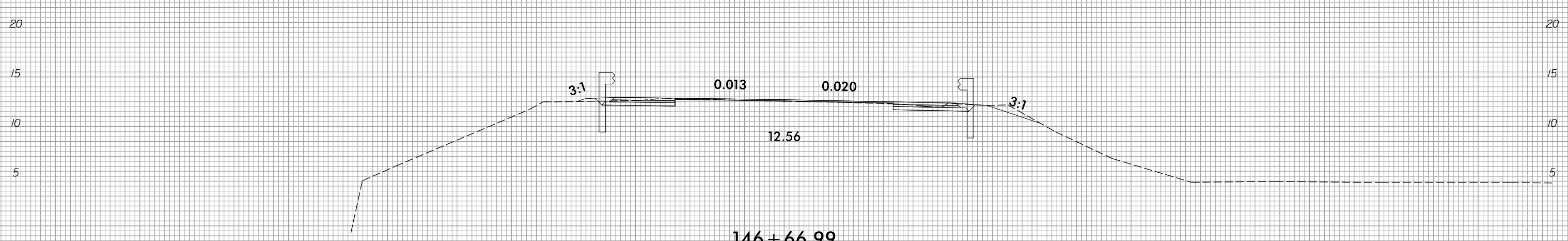
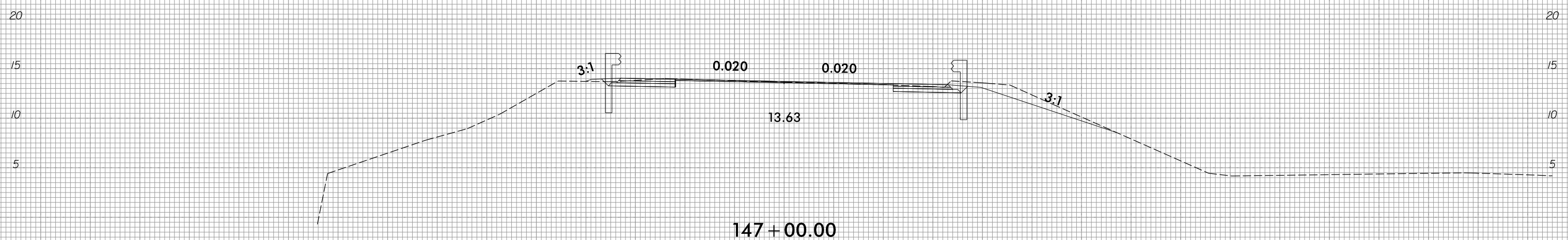


75 70 65 60 55 50 45 40 35 30 25 20 15 10 5 0 5 10 15 20 25 30 35 40 45 50 55 60 65 70 75



END EXISTING BRIDGE & BEGIN GRADE -L- STA.152+34.13

BEGIN EXISTING BRIDGE & END GRADE -L- STA.147+22.84



75 70 65 60 55 50 45 40 35 30 25 20 15 10 5 0 5 10 15 20 25 30 35 40 45 50 55 60 65 70 75