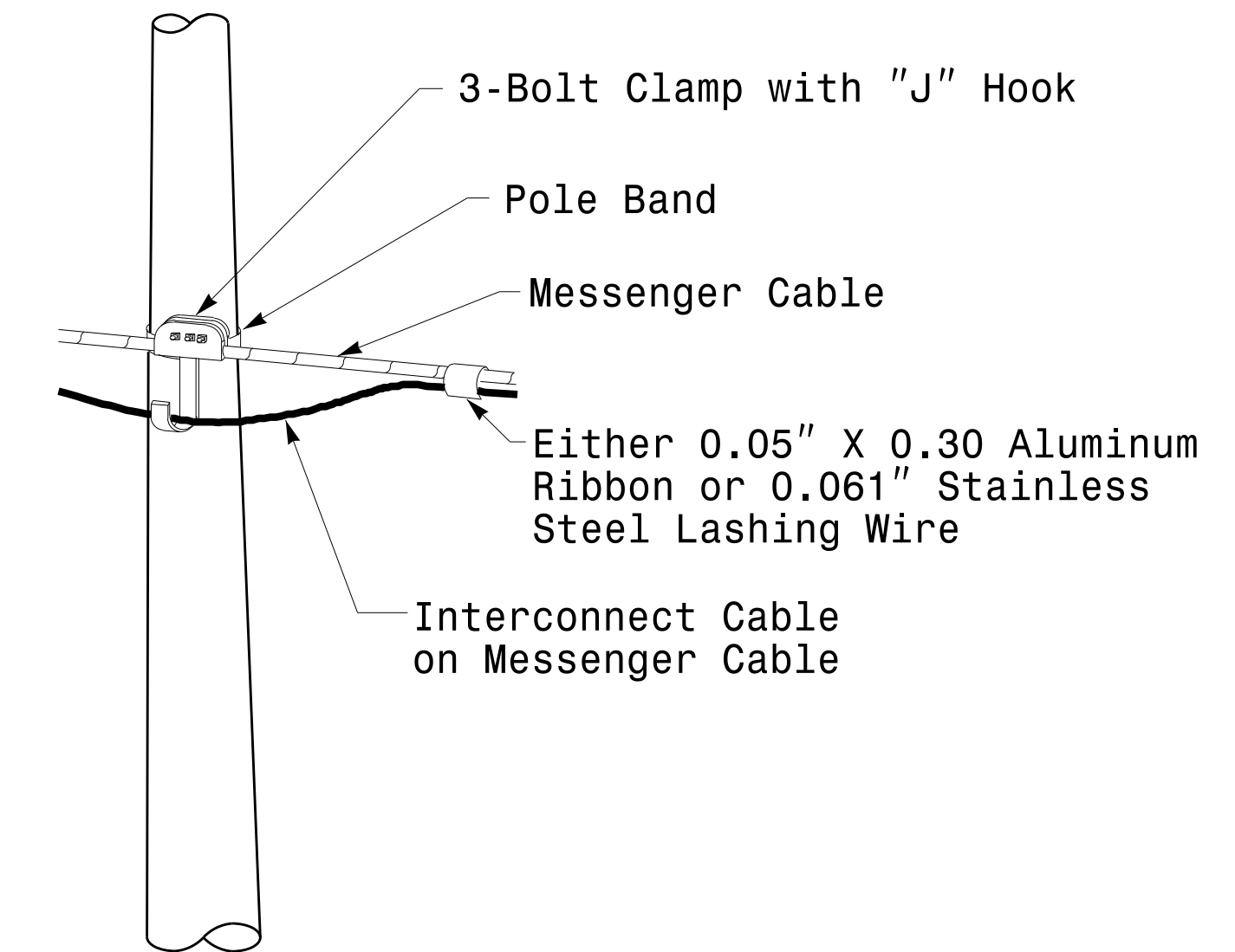


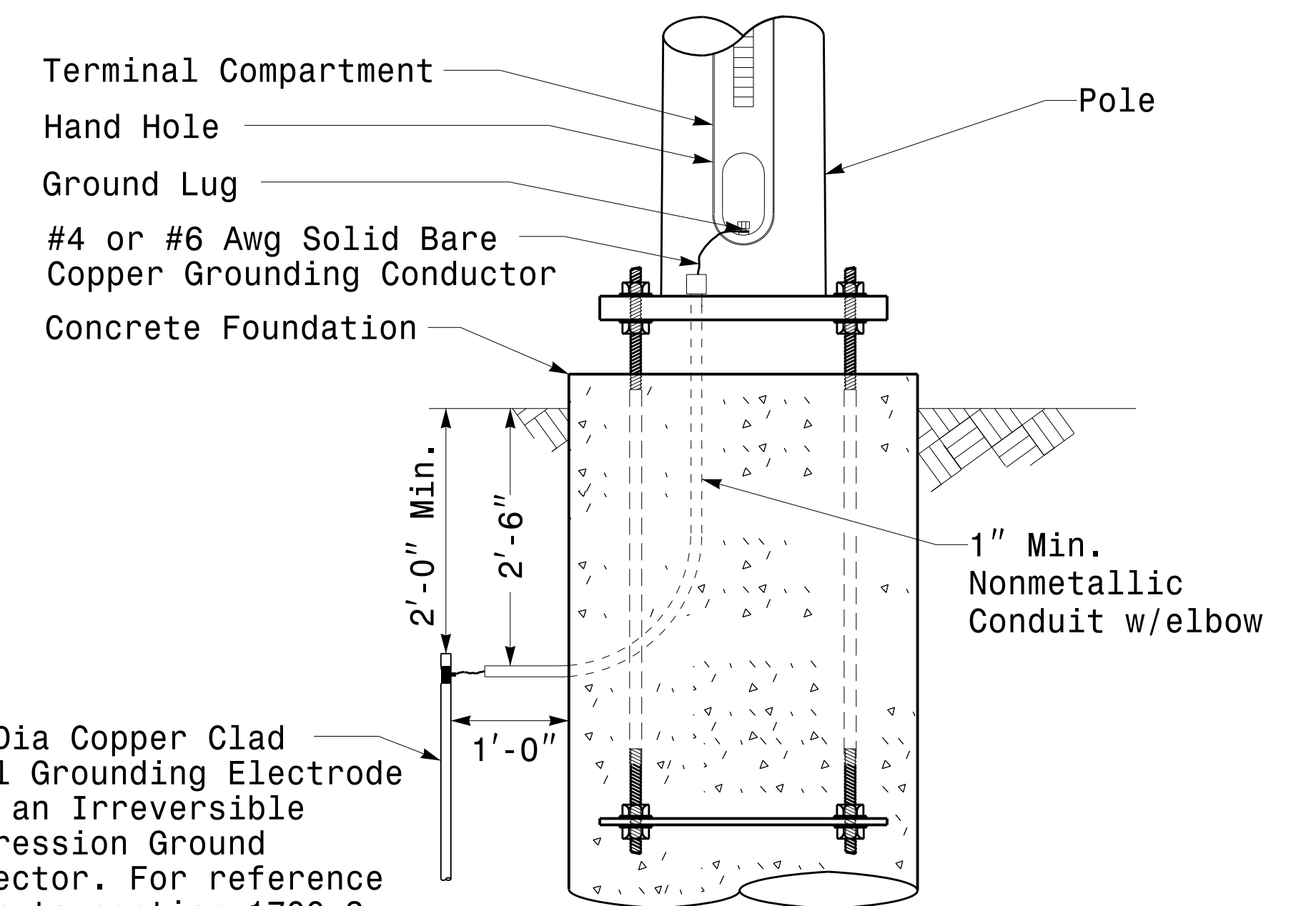
**Strain Pole Attachments**

**NOTE:**

1. Strap all signal cables to the side of the pole with 3/4" stainless steel straps when the distance between the spanwire attachment clamp and the weatherheads exceeds 3'-0".
2. Provide minimum two spanwire pole clamps per pole.
3. It is prohibited to attach two span wires at one pole clamp.
4. For general requirements refer to NCDOT Standard Specifications for Roadway and Structures, January 2018.




**Attachment of Cable to Intermediate Metal Pole**



5/8" Dia Copper Clad Steel Grounding Electrode with an Irreversible Compression Ground Connector. For reference refer to section 1700-3 K and L for electrical grounding and bonding requirements, See Note 4.

**Metal Pole Grounding Detail For Strain Pole and Mast Arm**



750 N. Greenfield Pkwy, Garner, NC 27529


SCALE  
0 NA  
NONE

**Typical Fabrication Details For Strain Pole Attachments**

PLAN DATE: OCTOBER 2017 DESIGNED BY: C.F. ANDREWS  
PREPARED BY: N. BITTING REVIEWED BY: D.C. SARKAR

REVISIONS	INIT.	DATE

SEAL



DocuSigned by:  
D. C. Sarkar

10/11/2017  
DATE