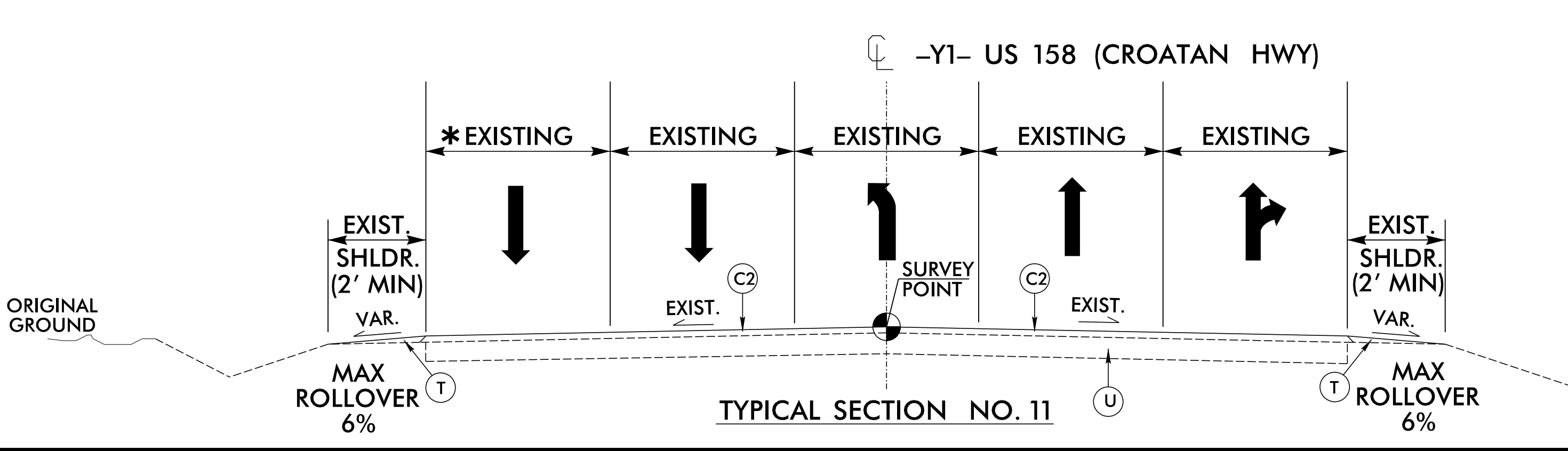
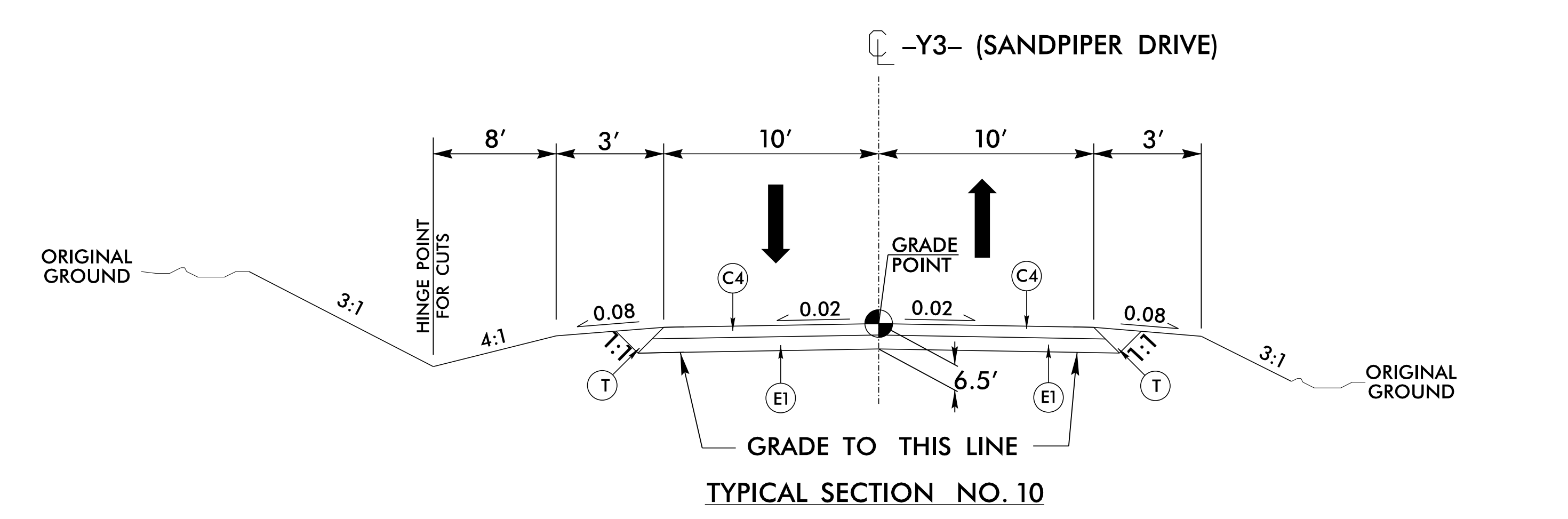
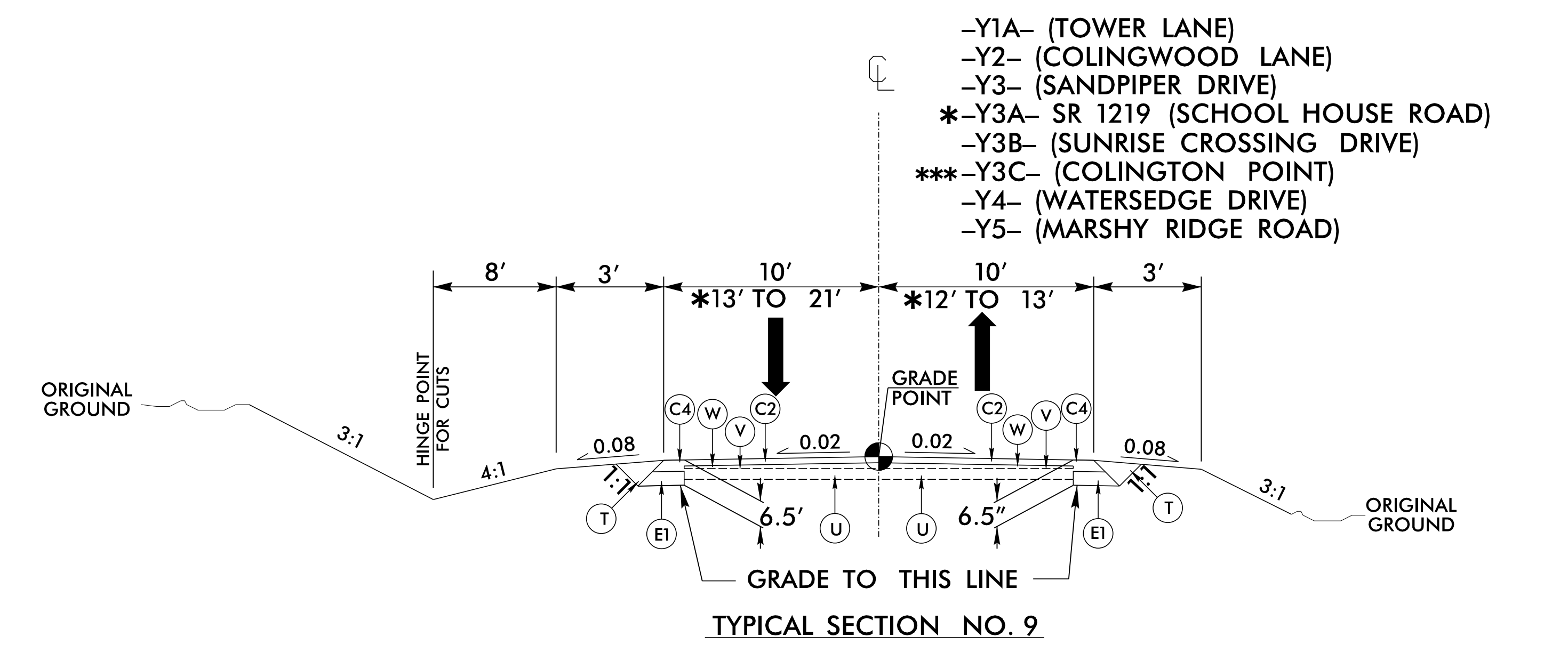
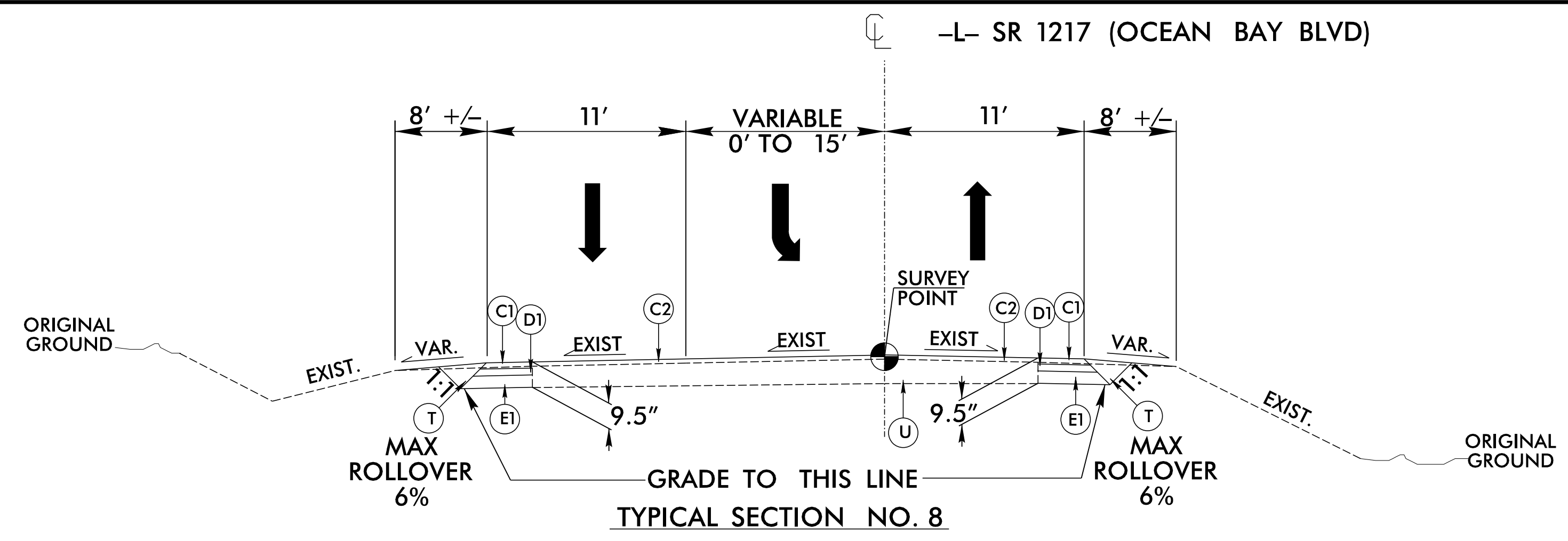


8/17/19

PAV'T SCHEDULE	
C1	3" S9.5B
C2	1½" S9.5B
C3	VAR. S9.5B
C4	2½" S9.5B
D1	2½" I19.0C
D2	VAR. I19.0C
E1	4" B25.0C
E2	VAR. B25.0C
R1	MON. ISLAND
R2	2'-6" C&G
T	EARTH MAT.
U	EX. PAV'T
V	VAR. MILL 0"-3"
W	WEDGING

REVISIONS



**CALYX**  
ENGINEERS + CONSULTANTS  
6750 TRYON ROAD  
CARY, NC 27518  
phone: 919.851.1912  
CALYXengineers.com  
NC License # F-1333  
Formerly Mulkey Engineers & Consultants

PROJECT REFERENCE NO. <b>R-5014</b>	SHEET NO. <b>2A-4</b>
RW SHEET NO.	PAVEMENT DESIGN
ROADWAY DESIGN ENGINEER 1/8/2019	PAVEMENT DESIGN ENGINEER 1/8/2019
DOCUMENT NOT CONSIDERED FINAL UNLESS ALL SIGNATURES COMPLETED	

**USE TYPICAL SECTION NO. 8**  
-L- STA. 236+49.02 TO -L- STA. 240+00.00  
**NOTE:**  
SEE PLANS FOR TURN LANES AND TAPERS.

**USE TYPICAL SECTION NO. 9**  
-Y1A- STA. 11+70.00 TO -Y1A- STA. 13+39.82  
-Y2- STA. 10+15.00 TO -Y2- STA. 11+34.31  
-Y3- STA. 11+00.00 TO -Y3- STA. 12+31.39  
\*-Y3A- STA. 11+60.00 TO -Y3A- STA. 12+63.62  
-Y3B- STA. 11+92.00 TO -Y3B- STA. 12+03.27  
\*\*\*-Y3C- STA. 10+18.02 TO -Y3C- STA. 11+00.00  
-Y4- STA. 10+15.00 TO -Y4- STA. 11+56.10  
-Y5- STA. 10+70.00 TO -Y5- STA. 12+55.03  
**NOTE:**  
SEE PLANS FOR TAPERS.  
MILL AS NEEDED.  
\*\*\* SEE DETAIL NO. 7  
\*\*\* SEE TMP-4 FOR TEMPORARY PAVEMENT LOCATIONS AND WIDTHS.

**USE TYPICAL SECTION NO. 10**  
-Y3- STA. 12+31.39 TO -Y3- STA. 12+59.93  
**NOTE:**  
SEE PLANS FOR TAPERS.

**USE TYPICAL SECTION NO. 11**  
-Y1- STA. 12+16.76 TO -Y1- STA. 13+87.34  
\*EXCLUSIVE RIGHT TURN LANE ON SOUTHBOUND US 158  
**NOTE:**  
SEE PLANS FOR TAPERS.  
MILL AS NEEDED.

1/7/2019  
R:\Roadway\Proj\19501\_4\_Rdy\_tup.dgn  
smr