

NOTES:

REPAIR LOCATIONS AND ESTIMATED QUANTITIES ARE GIVEN WITH THE BEST INFORMATION AVAILABLE. IF ADDITIONAL REPAIRS NOT SHOWN ON THE DRAWINGS ARE DEEMED NECESSARY BY THE ENGINEER, THE ENGINEER WILL NOTE ON THE DRAWINGS THE APPROXIMATE LOCATIONS AND DESCRIPTION OF THE REPAIRS AND ADJUST THE ACTUAL QUANTITIES ENTERED INTO THE TABLE ABOVE.

CRACKING LOCATIONS AND QUANTITIES FOR LOCATIONS DESCRIBED AS "SCATTERED THROUGHOUT" IN THE INSPECTION REPORT ARE BASED ON THE BEST INFORMATION AVAILABLE. THE ENGINEER AND CONTRACTOR SHALL IDENTIFY AND REPAIR ALL CRACKS $\geq 1/16"$ AS DESCRIBED IN THE SPECIAL PROVISIONS.

AVERAGE CONCRETE COVER IS EXPECTED AS FOLLOWS:
 DECK & DIAPHRAGMS: $2\frac{1}{2}"$
 GIRDERS: $2\frac{1}{2}"$ TO REBAR AND $1\frac{1}{2}"$ TO P/S STRANDS

FOR CONCRETE AND SHOTCRETE REPAIRS, SEE "CONCRETE RESTORATION DETAILS" SHEETS.

SHOTCRETE REPAIRS MAY BE REPLACED WITH CONCRETE REPAIRS WITH THE APPROVAL OF THE ENGINEER.

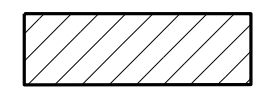


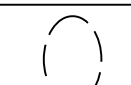
REPAIRS TO PRESTRESSED CONCRETE GIRDERS, SEE SPECIAL PROVISIONS FOR "PRESTRESSED CONCRETE GIRDERS WITH THERMAL SPRAY ANODE".

ADDITIONAL QUANTITIES OF CONCRETE REPAIR AREAS ARE ANTICIPATED. DUE TO LACK OF INFORMATION, ALL AREAS ARE NOT KNOWN. QUANTITY INCLUDES CONTINGENCIES AND ARE ANTICIPATED TO BE SUFFICIENT FOR ACTUAL QUANTITIES ENCOUNTERED.

CONTRACTOR IS RESPONSIBLE FOR REPAIRING ALL MISSING AND/OR DAMAGED RAIL COMPONENTS, AS WELL AS TIGHTENING ALL LOOSE RAIL CONNECTIONS.

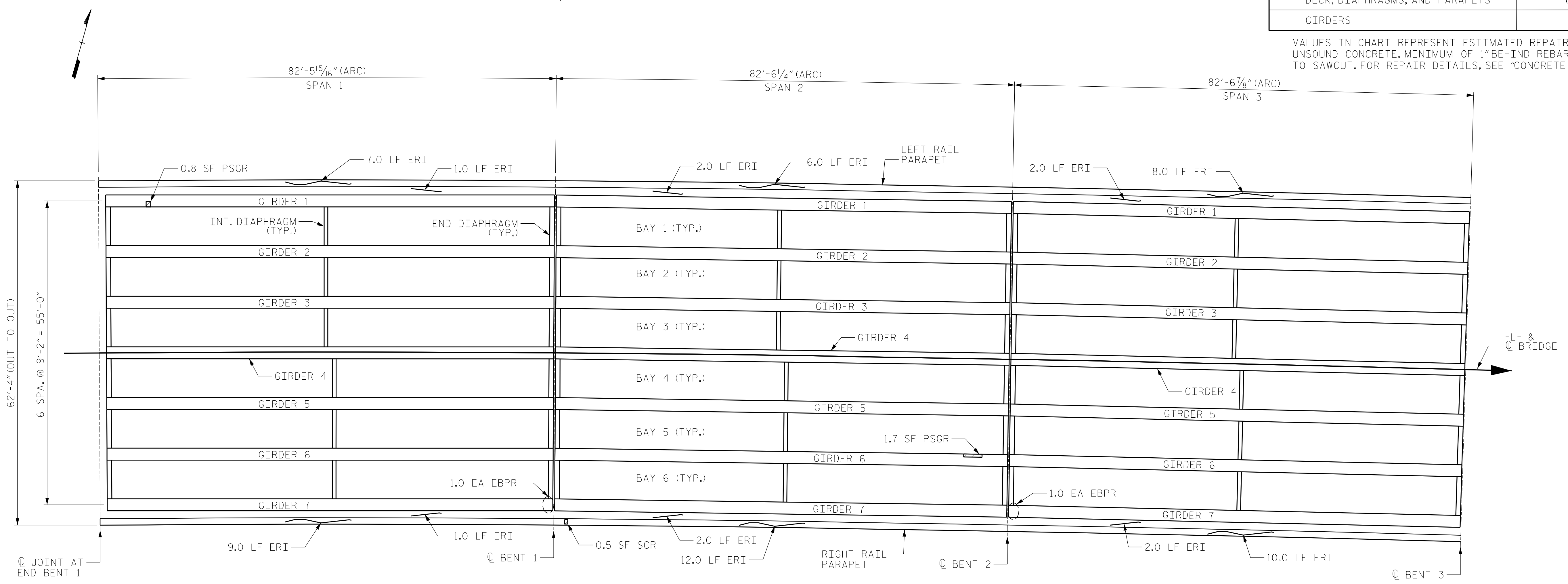
FOR 2-BAR METAL RAIL REPAIRS, SEE SPECIAL PROVISIONS.

FOR BEARINGS, SEE BEARING REPLACEMENT SHEETS.

LEGEND	
	P/S CONC. GIRDER REPAIR (PSGR)
	SHOTCRETE REPAIR (SCR)
	EPOXY RESIN INJECTION (ERI)
	ELASTOMERIC BEARING PAD REPLACEMENT (EBPR)


	AS-BUILT REPAIR QUANTITY TABLE			
	ESTIMATE		ACTUAL	
SHOTCRETE REPAIRS	AREA SQ. FT.	VOLUME CU. FT.	AREA SQ. FT.	VOLUME CU. FT.
UNDERSIDE OF DECK & OVERHANG				
DIAPHRAGMS				
RAILS	0.5	0.3		
P/S CONC. GIRDER REPAIRS	AREA SQ. FT.	VOLUME CU. FT.	AREA SQ. FT.	VOLUME CU. FT.
GIRDERS	2.5	1.3		
EPOXY RESIN INJECTION	LIN. FT.		LIN. FT.	
DECK, DIAPHRAGMS, AND PARAPETS	62.0			
GIRDERS				

VALUES IN CHART REPRESENT ESTIMATED REPAIR TOTALS AFTER REMOVAL OF UNSOUND CONCRETE. MINIMUM OF 1" BEHIND REBAR AND MINIMUM 2" CLEARANCE TO SAWCUT. FOR REPAIR DETAILS, SEE "CONCRETE RESTORATION DETAILS" SHEETS.



PLAN OF SPAN

PROJECT NO. 15BPR.46
DARE COUNTY
 BRIDGE NO. 270012



STATE OF NORTH CAROLINA
 DEPARTMENT OF TRANSPORTATION
 RALEIGH
SUPERSTRUCTURE REPAIRS
 SPANS 1 THRU 3

DRAWN BY : ALLEN J. MCSWAIN DATE : 9/30/2020
 CHECKED BY : JACOB H. DUKE DATE : 10/1/2020
 DESIGN ENGINEER OF RECORD: JACOB H. DUKE DATE : 10/1/2020

DOCUMENT NOT CONSIDERED FINAL UNLESS ALL SIGNATURES COMPLETED

REVISIONS						SHEET NO.
NO.	BY:	DATE:	NO.	BY:	DATE:	
1			3			S-23
2			4			TOTAL SHEETS 137