

NOTES

1. SEE SHEET UC-49 FOR PROFILE OF NEW WATER MAIN.

Prepared In the Office of:

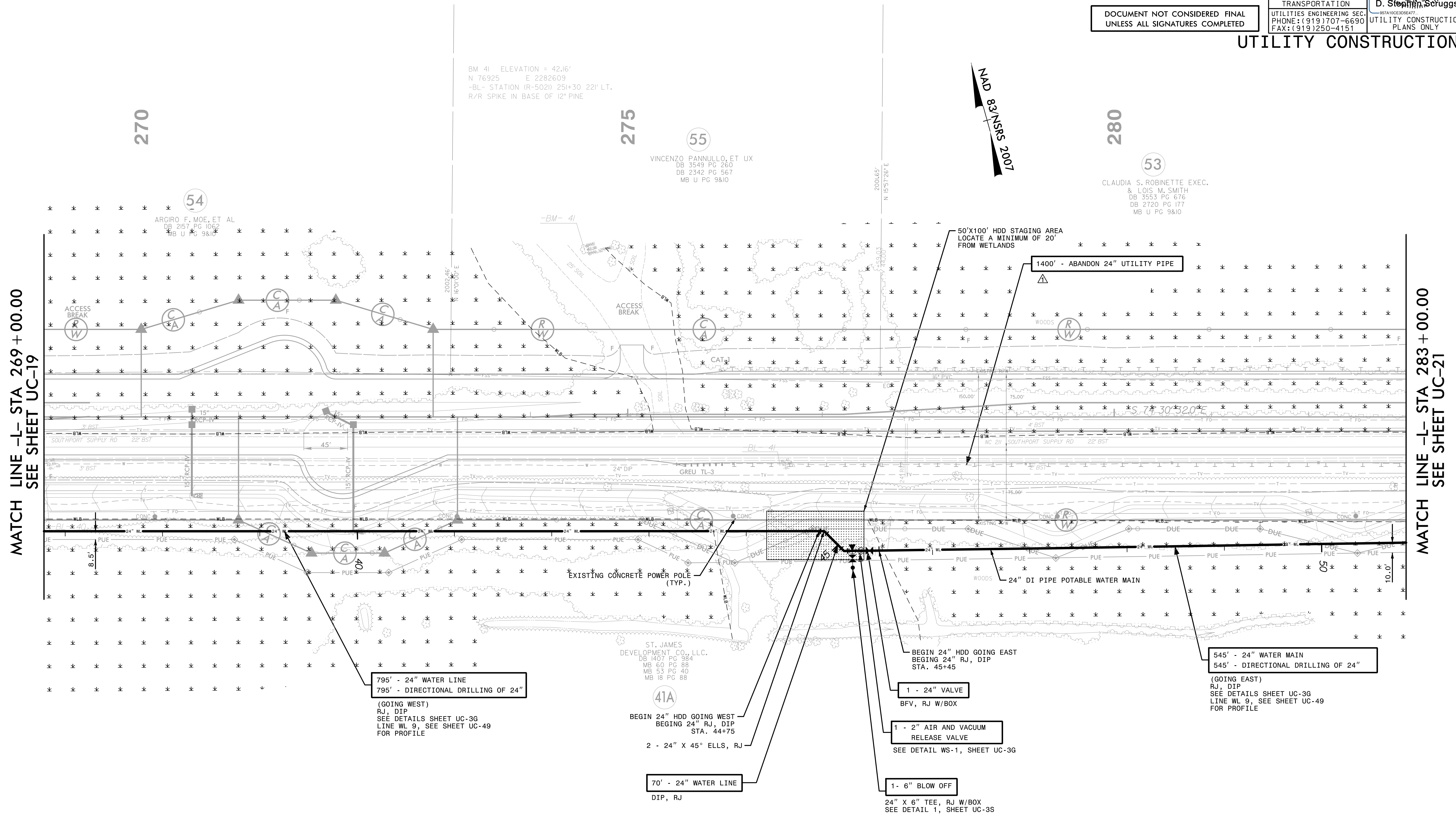


AECOM TECHNICAL SERVICES OF NORTH CAROLINA, INC.  
701 CORPORATE CENTER DRIVE, SUITE 475, RALEIGH, NC 27607  
919-854-6200 919-854-6259 (fax)  
F - 0342

DOCUMENT NOT CONSIDERED FINAL  
UNLESS ALL SIGNATURES COMPLETED

PROJECT REFERENCE NO.	R-5021	SHEET NO.	UC-20
DESIGNED BY:		10/29/2001	
DRAWN BY:			
CHECKED BY:			
APPROVED BY:			
REVISED:			
NORTH CAROLINA DEPARTMENT OF TRANSPORTATION		SEAL 10666	
UTILITIES ENGINEERING SEC. PHONE: (919) 707-6690 FAX: (919) 250-4151		D. Stephen Scruggs REGISTERED PROFESSIONAL ENGINEER NO. 15028	
UTILITY CONSTRUCTION PLANS ONLY			

UTILITY CONSTRUCTION



MATCH LINE -L- STA 269 + 00.00  
SEE SHEET UC-19

MATCH LINE -L- STA 283 + 00.00  
SEE SHEET UC-21

BM 41 ELEVATION = 42.16'  
N 76925 E 2282609  
-BL- STATION (R-502) 251+30 221' LT.  
R/R SPIKE IN BASE OF 12" PINE

55  
VINCENTO PANNULLO, ET UX  
DB 3549 PG 260  
DB 2342 PG 567  
MB U PG 9810

53  
CLAUDIA S. ROBINETTE EXEC.  
& LOIS M. SMITH  
DB 3553 PG 676  
DB 2720 PG 177  
MB U PG 9810

54  
ARGIRO F. MOE, ET AL  
DB 2157 PG 1063  
MB U PG 9810

ST. JAMES  
DEVELOPMENT CO., LLC.  
DB 1407 PG 984  
MB 60 PG 88  
MB 53 PG 40  
MB 18 PG 88

795' - 24" WATER LINE  
795' - DIRECTIONAL DRILLING OF 24"  
(GOING WEST)  
RJ, DIP  
SEE DETAILS SHEET UC-36  
LINE WL 9, SEE SHEET UC-49  
FOR PROFILE

BEGIN 24" HDD GOING WEST  
BEGIN 24" RJ, DIP  
STA. 44+75  
2 - 24" X 45° ELLS, RJ

70' - 24" WATER LINE  
DIP, RJ

BEGIN 24" HDD GOING EAST  
BEGIN 24" RJ, DIP  
STA. 45+45

1 - 24" VALVE  
BFV, RJ W/BOX

1 - 2" AIR AND VACUUM  
RELEASE VALVE  
SEE DETAIL WS-1, SHEET UC-36

1 - 6" BLOW OFF  
24" X 6" TEE, RJ W/BOX  
SEE DETAIL 1, SHEET UC-36


545' - 24" WATER MAIN  
545' - DIRECTIONAL DRILLING OF 24"  
(GOING EAST)  
RJ, DIP  
SEE DETAILS SHEET UC-36  
LINE WL 9, SEE SHEET UC-49  
FOR PROFILE

The estimated quantity of Ductile Iron Water Pipe Fittings on this plan sheet is 4,005 pounds. The actual quantity and type of fittings will vary based on field conditions.

REMOVED NOTE BELOW PAY ITEM FOR ABANDON UTILITY PIPE PER ADDENDUM NO. 1

DATE: 10/18/2001  
TIME: 2:52:39 PM  
DGN: ZVoleigh-Utility Construction/201\_REV/UC-20/UC-20.dgn

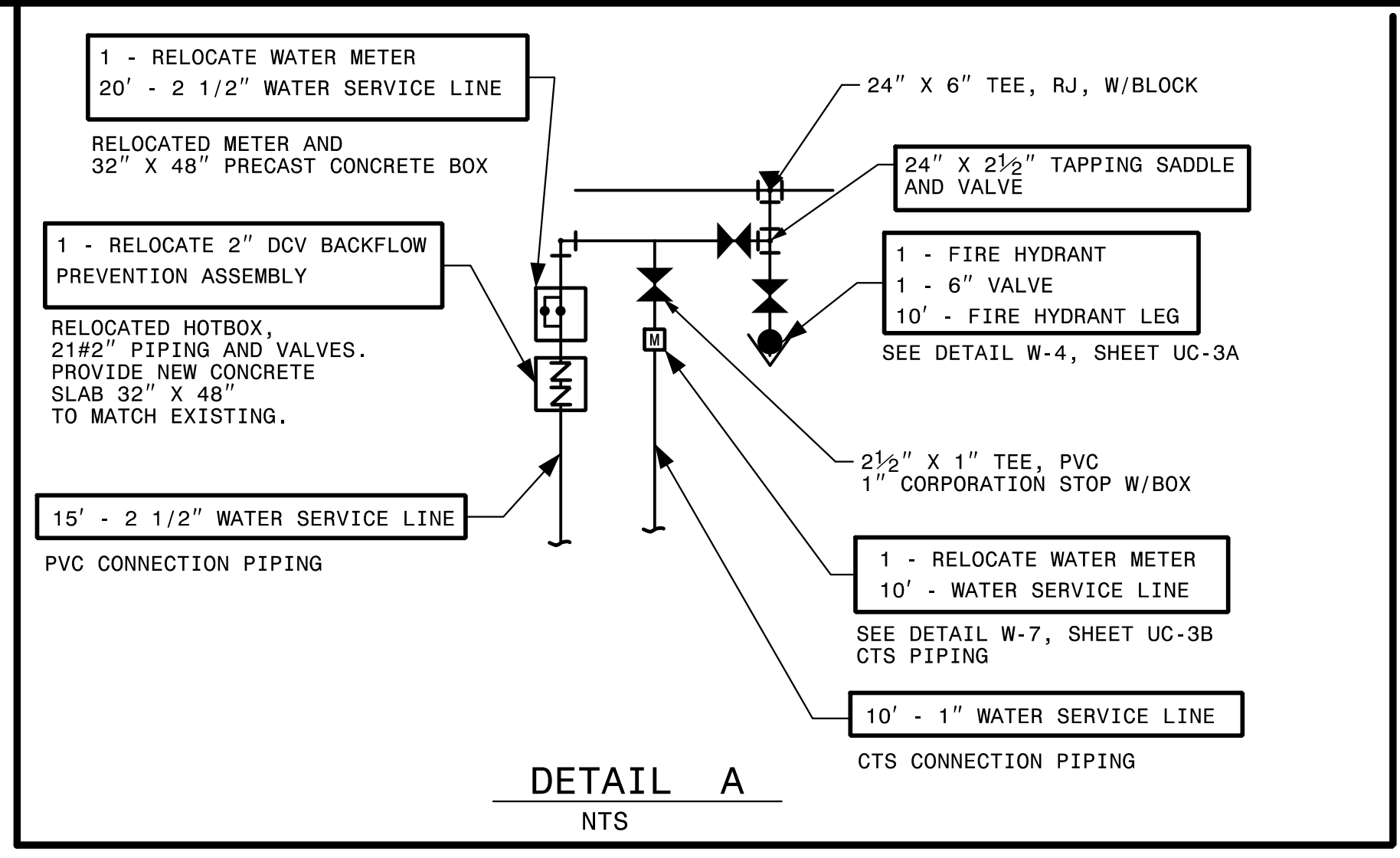




285

290

295



- NOTES**
- SEE SHEET UC-50 FOR PROFILE OF NEW WATER MAIN.
  - FIELD LOCATE EXISTING WATER MAINS AND INSTALL NEW 24" WATER MAIN UNDER EXISTING WATER MAINS IN ORDER TO KEEP THE EXISTING IN SERVICE UNTIL THE RECONNECTIONS CAN BE MADE.

Prepared In the Office of:

**AECOM**

AECOM TECHNICAL SERVICES OF NORTH CAROLINA, INC.  
701 CORPORATE CENTER DRIVE, SUITE 475, RALEIGH, NC 27607  
919-854-6200 919-854-6259 (fax)  
F - 0342

PROJECT REFERENCE NO. **R-5021** SHEET NO. **UC-21**

DESIGNED BY: 10/29/2007  
DRAWN BY:  
CHECKED BY:  
APPROVED BY:  
REVISED:

SEAL 10666  
D. Stephen Scroggs  
REGISTERED PROFESSIONAL ENGINEER  
NORTH CAROLINA DEPARTMENT OF TRANSPORTATION

UTILITY ENGINEERING SEC.  
PHONE: (919) 707-6690  
FAX: (919) 250-4151

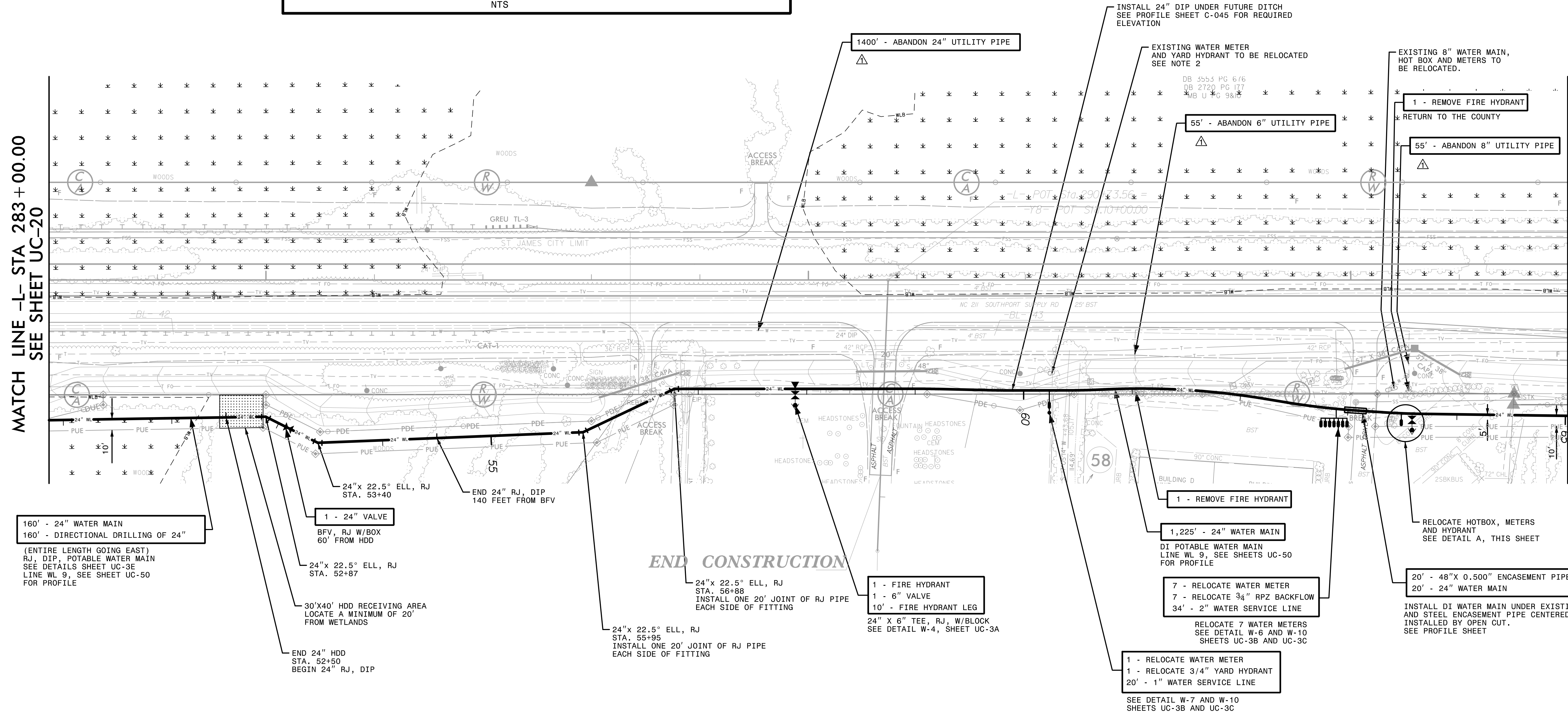
UTILITY CONSTRUCTION PLANS ONLY

DOCUMENT NOT CONSIDERED FINAL UNLESS ALL SIGNATURES COMPLETED

**UTILITY CONSTRUCTION**

MATCH LINE -L- STA 283 + 00.00  
SEE SHEET UC-20

MATCH LINE -L- STA 297 + 00.00  
SEE SHEET UC-22



160' - 24" WATER MAIN  
160' - DIRECTIONAL DRILLING OF 24"  
(ENTIRE LENGTH GOING EAST)  
RJ, DIP, POTABLE WATER MAIN  
SEE DETAILS SHEET UC-3E  
LINE WL 9, SEE SHEET UC-50  
FOR PROFILE

1 - 24" VALVE  
BFV, RJ W/BOX  
60' FROM HDD

24"x 22.5° ELL, RJ  
STA. 52+87

30'x40' HDD RECEIVING AREA  
LOCATE A MINIMUM OF 20'  
FROM WETLANDS

END 24" HDD  
STA. 52+50  
BEGIN 24" RJ, DIP

END 24" RJ, DIP  
140 FEET FROM BFV

24"x 22.5° ELL, RJ  
STA. 56+88  
INSTALL ONE 20' JOINT OF RJ PIPE  
EACH SIDE OF FITTING

24"x 22.5° ELL, RJ  
STA. 55+95  
INSTALL ONE 20' JOINT OF RJ PIPE  
EACH SIDE OF FITTING

1 - FIRE HYDRANT  
1 - 6" VALVE  
10' - FIRE HYDRANT LEG

24" X 6" TEE, RJ, W/BLOCK  
SEE DETAIL W-4, SHEET UC-3A

1 - REMOVE FIRE HYDRANT

1,225' - 24" WATER MAIN  
DI POTABLE WATER MAIN  
LINE WL 9, SEE SHEETS UC-50  
FOR PROFILE

7 - RELOCATE WATER METER  
7 - RELOCATE 3/4" RPZ BACKFLOW  
34' - 2" WATER SERVICE LINE

RELOCATE 7 WATER METERS  
SEE DETAIL W-6 AND W-10  
SHEETS UC-3B AND UC-3C

1 - RELOCATE WATER METER  
1 - RELOCATE 3/4" YARD HYDRANT  
20' - 1" WATER SERVICE LINE

SEE DETAIL W-7 AND W-10  
SHEETS UC-3B AND UC-3C

20' - 48" X 0.500" ENCASEMENT PIPE  
20' - 24" WATER MAIN

INSTALL DI WATER MAIN UNDER EXISTING SEWER,  
AND STEEL ENCASEMENT PIPE CENTERED ON SEWER.  
INSTALLED BY OPEN CUT.  
SEE PROFILE SHEET

**END CONSTRUCTION**

△ REMOVED NOTE BELOW PAY ITEM FOR ABANDON UTILITY PIPE PER ADDENDUM NO. 1

The estimated quantity of Ductile Iron Water Pipe Fittings on this plan sheet is 6,016 pounds. The actual quantity and type of fittings will vary based on field conditions.

DATE: 10/18/2007  
TIME: 3:04:34 PM  
DGN: Z:\Voleigh\USFALTY\Legacy\Projects\60428203\900\_MerA\915\_UTILITY Construction\2021\_REV\010\SVR-5021\_UC\_F51B2.dgn




Prepared In the Office of:



AECOM TECHNICAL SERVICES OF NORTH CAROLINA, INC.  
701 CORPORATE CENTER DRIVE, SUITE 475, RALEIGH, NC 27607  
919-854-6200 919-854-6259 (fax)  
F-0342

PROJECT REFERENCE NO.	SHEET NO.
R-5021	UC-22

DESIGNED BY:	10/29/2021
DRAWN BY:	
CHECKED BY:	
APPROVED BY:	
REVISED:	
NORTH CAROLINA DEPARTMENT OF TRANSPORTATION	
UTILITIES ENGINEERING SEC. PHONE: (919) 707-6690 FAX: (919) 250-4151	

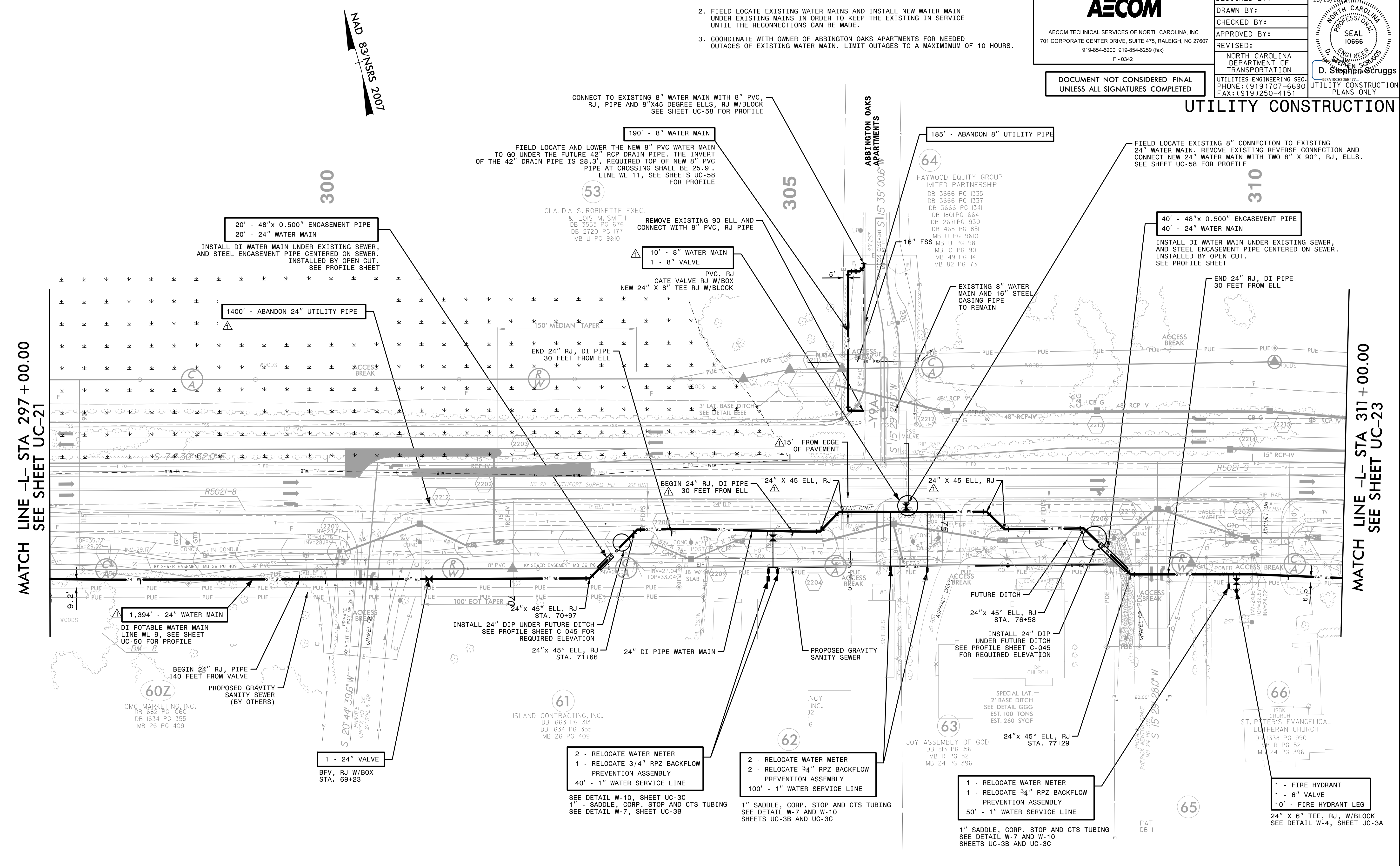


DOCUMENT NOT CONSIDERED FINAL UNLESS ALL SIGNATURES COMPLETED

# UTILITY CONSTRUCTION

## NOTES

- SEE SHEETS UC-50 AND UC-58 FOR PROFILES OF NEW WATER MAINS.
- FIELD LOCATE EXISTING WATER MAINS AND INSTALL NEW WATER MAIN UNDER EXISTING MAINS IN ORDER TO KEEP THE EXISTING IN SERVICE UNTIL THE RECONNECTIONS CAN BE MADE.
- COORDINATE WITH OWNER OF ABBINGTON OAKS APARTMENTS FOR NEEDED OUTAGES OF EXISTING WATER MAIN. LIMIT OUTAGES TO A MAXIMUM OF 10 HOURS.



MATCH LINE -L- STA 297 + 00.00  
SEE SHEET UC-21

MATCH LINE -L- STA 311 + 00.00  
SEE SHEET UC-23

The estimated quantity of Ductile Iron Water Pipe Fittings on this plan sheet is 8,495 pounds. The actual quantity and type of fittings will vary based on field conditions.  $\Delta$

$\Delta$  RELOCATED WATER MAIN AROUND RELOCATED DRAINAGE STRUCTURE, ADDED FOUR 24" X 45 ELLS AND INCREASED THE LENGTH OF THE 24" RESTRAINED JOINT PIPE AROUND DRAINAGE STRUCTURE, PER ADDENDUM NO. 1. REMOVED NOTE BELOW PAY ITEM FOR ABANDON UTILITY PIPE PER ADDENDUM NO. 1

DATE: 10/26/2021  
TIME: 10:59:38 AM  
DGN: Z:\Projects\Utility Construction\2021\_REV\10\15\Utility Construction\2021\_REV\10\15\UC-22.dgn







NOTES

- 1. NO WORK TO BE PERFORMED ON THIS PLAN SHEET. THE PLAN SHEET INCLUDED FOR PROJECT CONTINUITY AND INFORMATION PURPOSES ONLY

Prepared In the Office of:



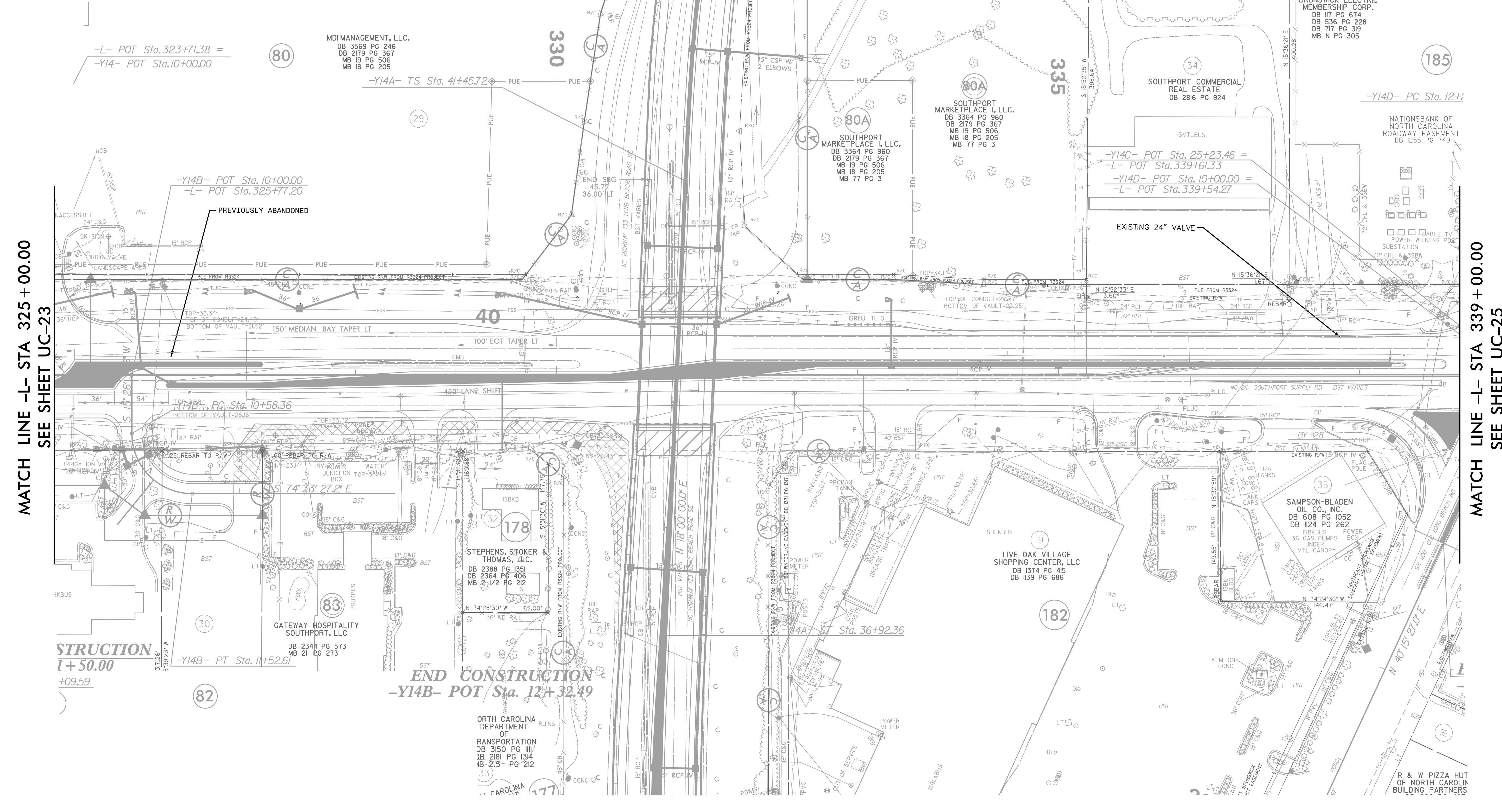
AECOM TECHNICAL SERVICES OF NORTH CAROLINA, INC.  
701 CORPORATE CENTER DRIVE, SUITE 475, RALEIGH, NC 27607  
919-854-6200 919-854-6259 (fax)  
F - 0342

DOCUMENT NOT CONSIDERED FINAL  
UNLESS ALL SIGNATURES COMPLETED

PROJECT REFERENCE NO.	SHEET NO.
R-5021	UC-24

DESIGNED BY:	
DRAWN BY:	
CHECKED BY:	
APPROVED BY:	
REVISED:	
NORTH CAROLINA DEPARTMENT OF TRANSPORTATION UTILITIES ENGINEERING SEC. PHONE: (919) 707-6690 FAX: (919) 250-4151	

UTILITY CONSTRUCTION



MATCH LINE -L- STA 325 + 00.00  
SEE SHEET UC-23

MATCH LINE -L- STA 339 + 00.00  
SEE SHEET UC-25

**STRUCUTION**  
T + 50.00  
+09.59

**END CONSTRUCTION**  
-Y14B- POT Sta. 12+32.49



NOTES

1. SEE SHEET UC-55 FOR PROFILE OF NEW WATER MAIN.

Prepared In the Office of:

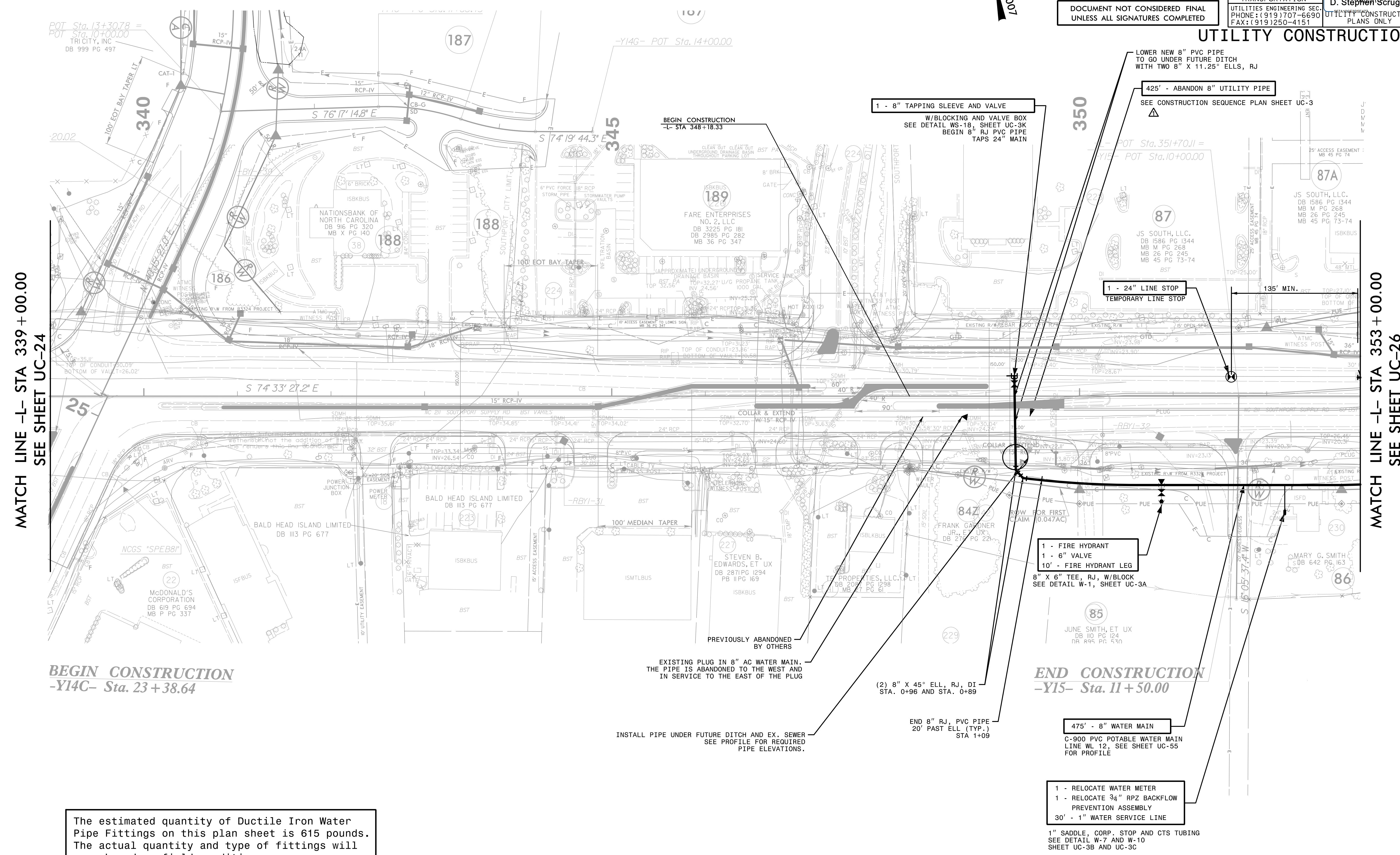


AECOM TECHNICAL SERVICES OF NORTH CAROLINA, INC.  
701 CORPORATE CENTER DRIVE, SUITE 475, RALEIGH, NC 27607  
919-854-6200 919-854-6259 (fax)  
F-0342

PROJECT REFERENCE NO.	R-5021	SHEET NO.	UC-25
DESIGNED BY:		DATE:	10/29/2021
DRAWN BY:			
CHECKED BY:			
APPROVED BY:			
REVISED:			
NORTH CAROLINA DEPARTMENT OF TRANSPORTATION		SEAL 10666	
UTILITIES ENGINEERING SEC. PHONE: (919) 707-6690 FAX: (919) 250-4151		D. Stephen Scruggs	

DOCUMENT NOT CONSIDERED FINAL  
UNLESS ALL SIGNATURES COMPLETED

UTILITY CONSTRUCTION



MATCH LINE -L- STA 339+00.00  
SEE SHEET UC-24

MATCH LINE -L- STA 353+00.00  
SEE SHEET UC-26

BEGIN CONSTRUCTION  
-Y14C- Sta. 23+38.64

END CONSTRUCTION  
-Y15- Sta. 11+50.00

The estimated quantity of Ductile Iron Water Pipe Fittings on this plan sheet is 615 pounds. The actual quantity and type of fittings will vary based on field conditions.

REMOVED NOTE BELOW PAY ITEM FOR ABANDON UTILITY PIPE PER ADDENDUM NO. 1

DATE: 10/08/2021  
TIME: 4:00:59 PM  
DGN: Z:\Projects\Utility Construction\2021\REV\1010\1010\_1010\Utility Construction\2021\REV\1010\1010\_1010.dgn







Prepared in the Office of:

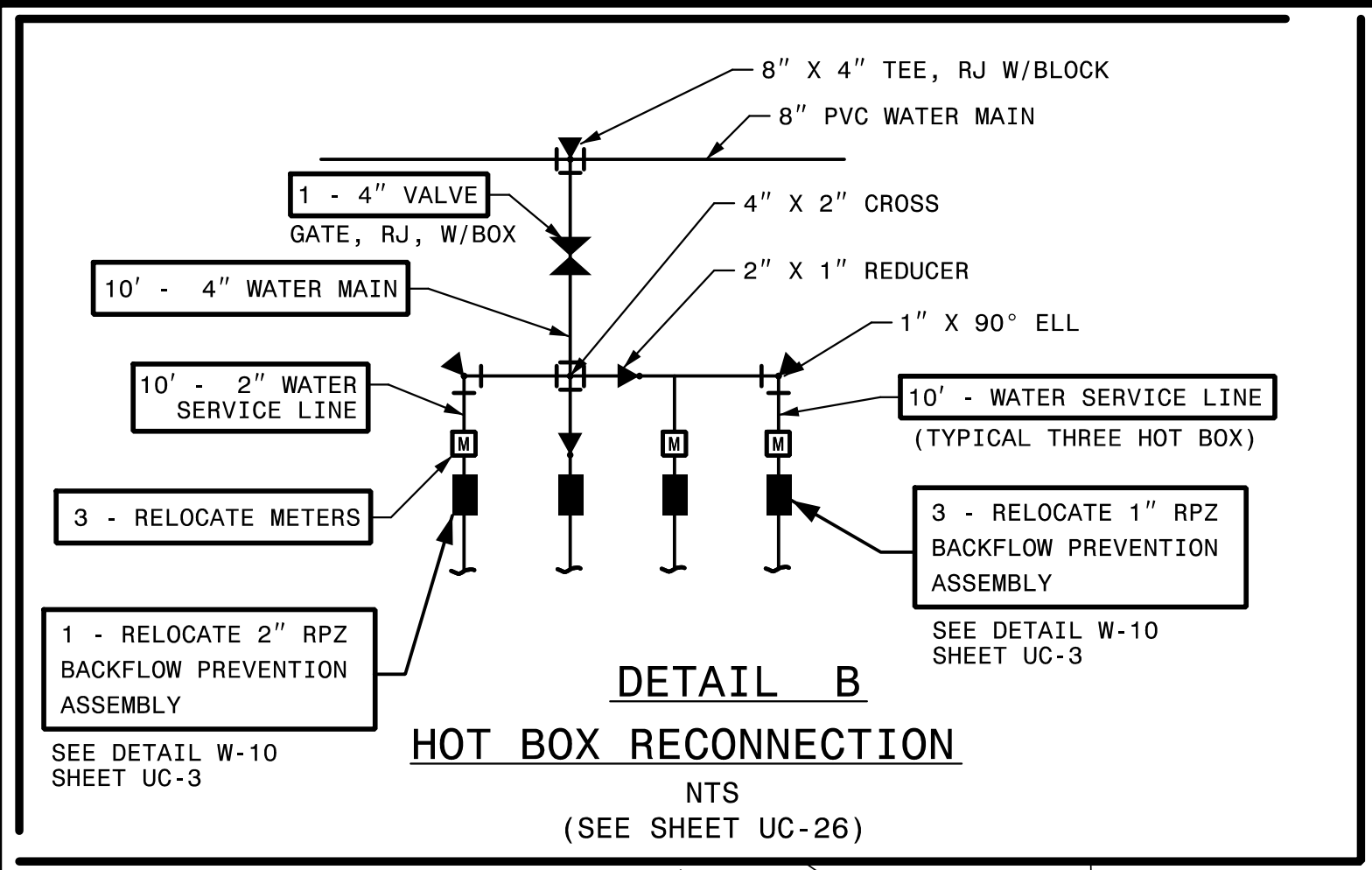


AECOM TECHNICAL SERVICES OF NORTH CAROLINA, INC.  
701 CORPORATE CENTER DRIVE, SUITE 475, RALEIGH, NC 27607  
919-854-6200 919-854-6259 (fax)  
F - 0342

DOCUMENT NOT CONSIDERED FINAL  
UNLESS ALL SIGNATURES COMPLETED

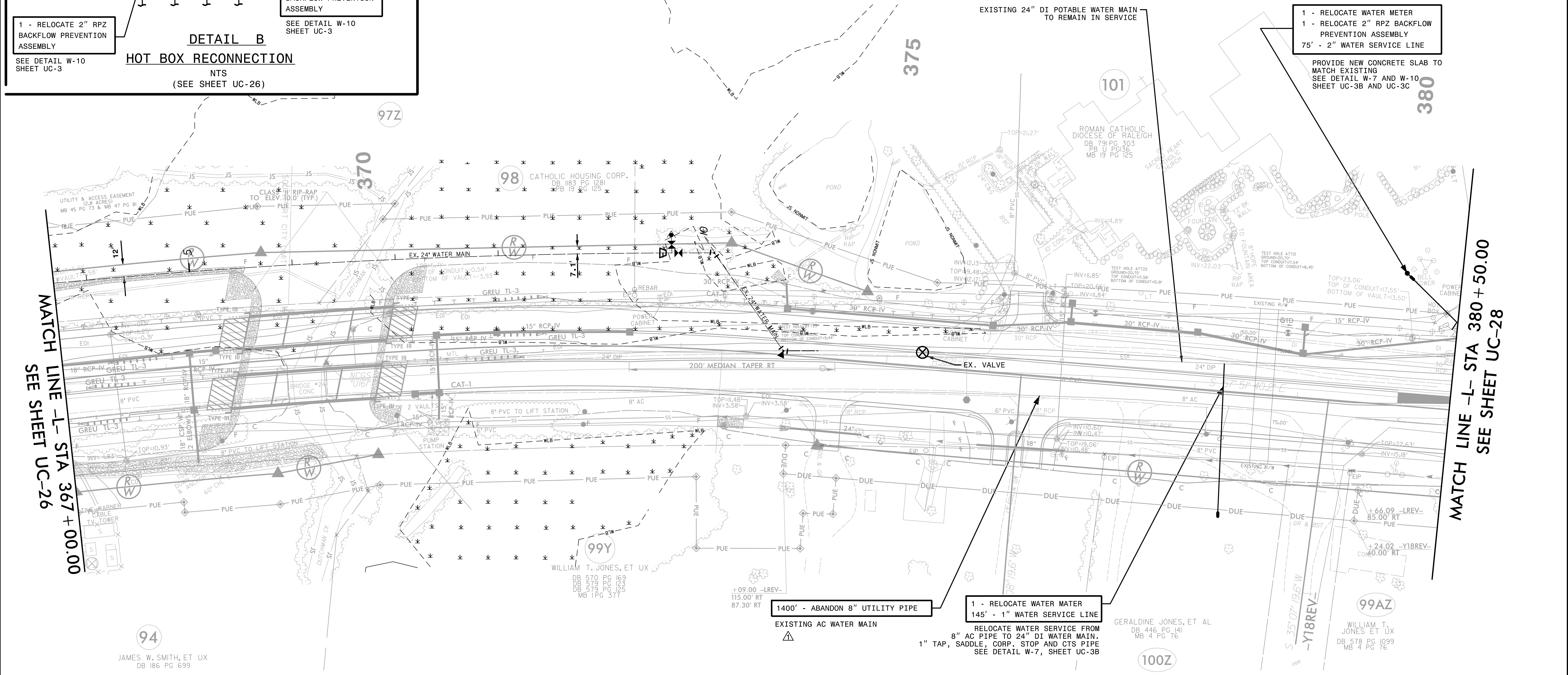
PROJECT REFERENCE NO.		SHEET NO.	
R-5021		UC-27	
DESIGNED BY:	10/29/2024		
DRAWN BY:			
CHECKED BY:			
APPROVED BY:			
REVISED:			
NORTH CAROLINA DEPARTMENT OF TRANSPORTATION		UTILITIES ENGINEERING SEC. PHONE: (919) 707-6690 FAX: (919) 250-4151	

UTILITY CONSTRUCTION



MATCH LINE -L- STA 367 + 00.00  
SEE SHEET UC-26

MATCH LINE -L- STA 380 + 50.00  
SEE SHEET UC-28



94  
JAMES W. SMITH, ET UX  
DB 186 PG 699

100Z  
GERALDINE JONES, ET AL  
DB 446 PG 141  
MB 4 PG 76

The estimated quantity of Ductile Iron Water Pipe Fittings on this plan sheet is 165 pounds. The actual quantity and type of fittings will vary based on field conditions.

REMOVED NOTE BELOW PAY ITEM FOR ABANDON UTILITY PIPE PER ADDENDUM NO. 1


DATE: 10/18/2024  
TIME: 4:44 PM  
DGN: Z:\Projects\UTILITY\Projects\60428203\900\_MerA915\_UTILITY Construction\2021\_REV\VISIONS\R-5021\_UC\_27.dgn



Prepared In the Office of:



AECOM TECHNICAL SERVICES OF NORTH CAROLINA, INC.  
701 CORPORATE CENTER DRIVE, SUITE 475, RALEIGH, NC 27607  
919-854-6200 919-854-6259 (fax)  
F-0342

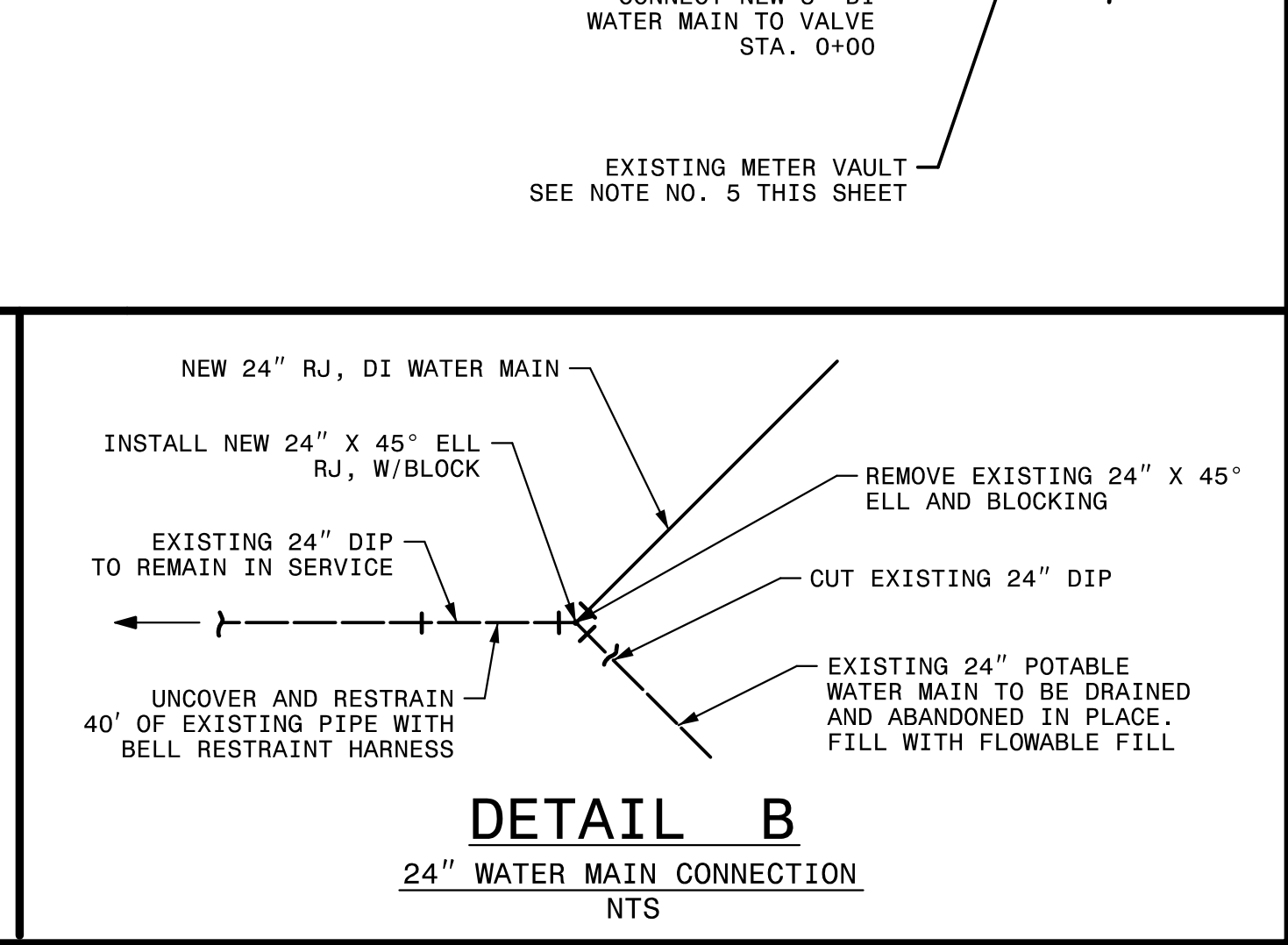
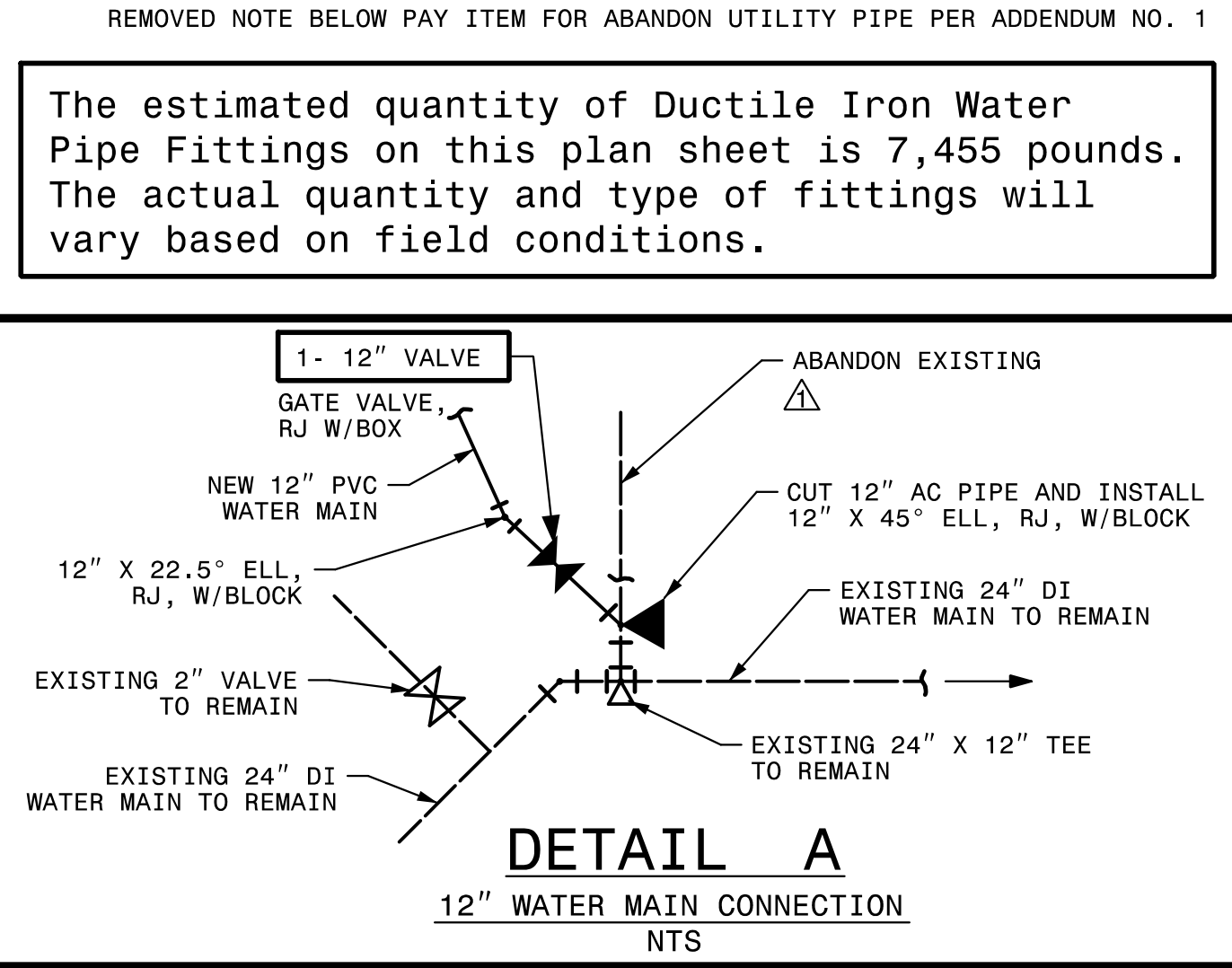
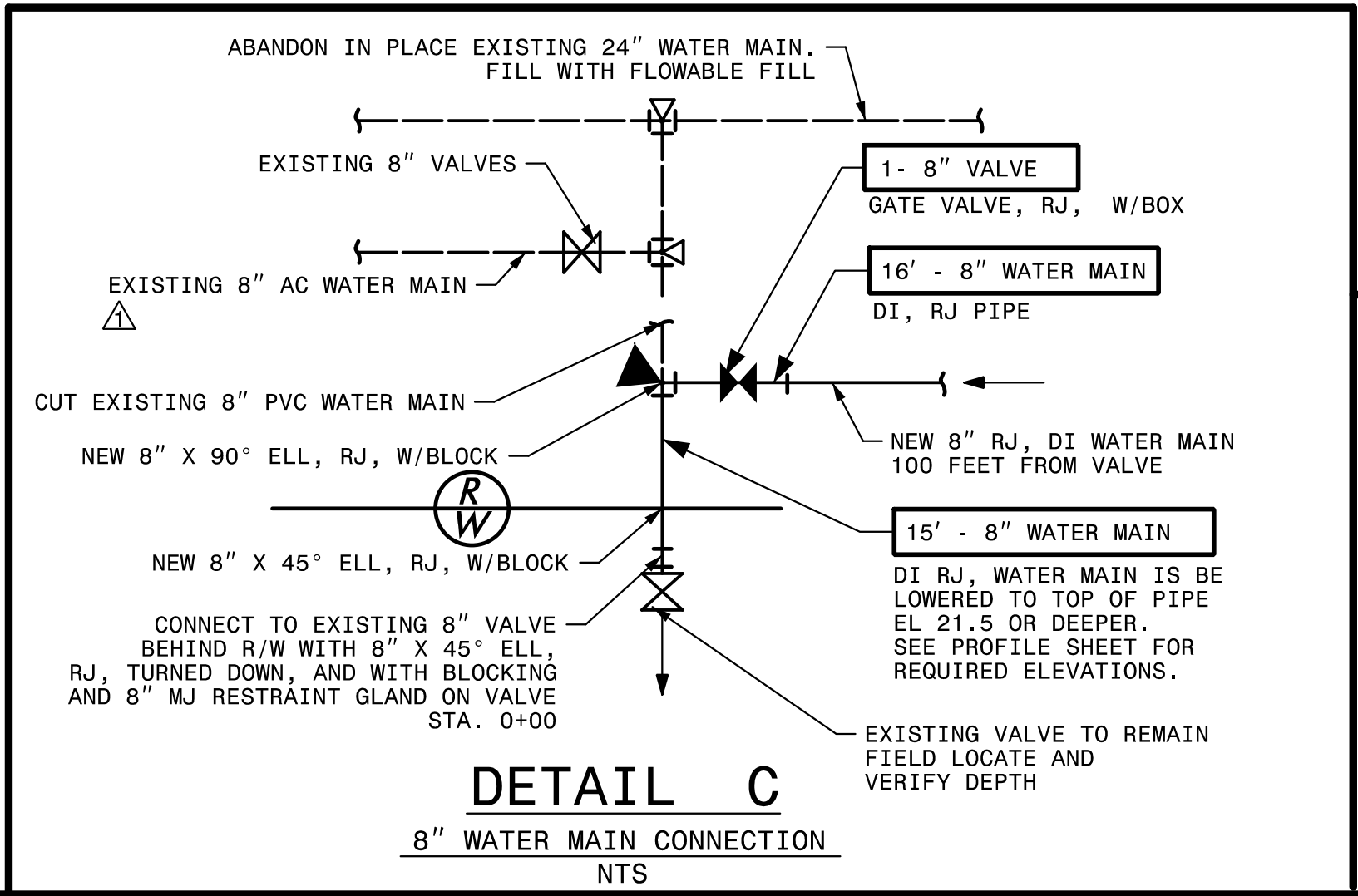
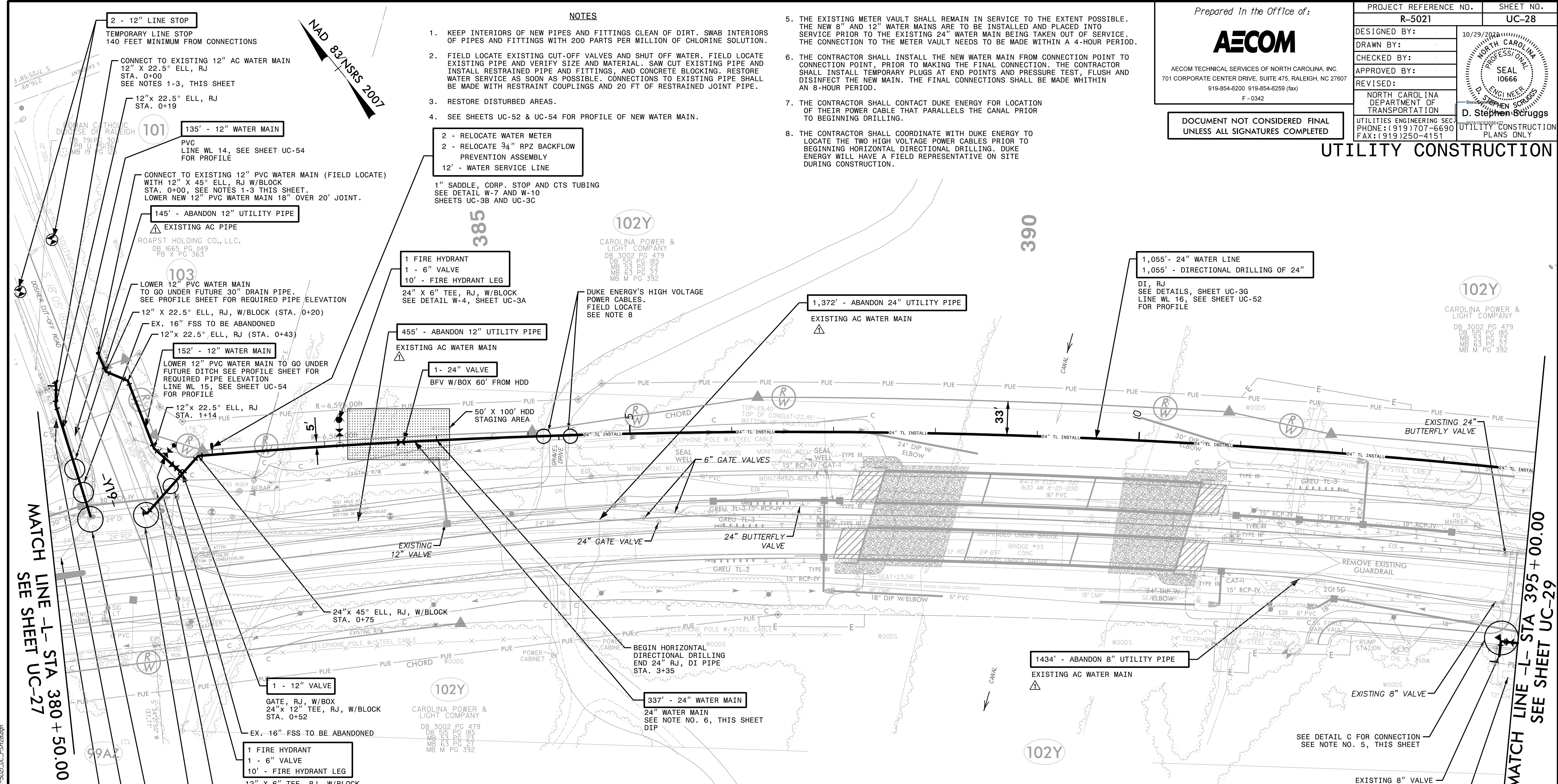
PROJECT REFERENCE NO.	R-5021	SHEET NO.	UC-28
DESIGNED BY:	10/29/2021		
DRAWN BY:			
CHECKED BY:			
APPROVED BY:			
REVISED:		NORTH CAROLINA DEPARTMENT OF TRANSPORTATION UTILITIES ENGINEERING SECTION PHONE: (919) 707-6690 FAX: (919) 250-4151	

DOCUMENT NOT CONSIDERED FINAL  
UNLESS ALL SIGNATURES COMPLETED

UTILITY CONSTRUCTION

NOTES

- KEEP INTERIORS OF NEW PIPES AND FITTINGS CLEAN OF DIRT. SWAB INTERIORS OF PIPES AND FITTINGS WITH 200 PARTS PER MILLION OF CHLORINE SOLUTION.
- FIELD LOCATE EXISTING CUT-OFF VALVES AND SHUT OFF WATER. FIELD LOCATE EXISTING PIPE AND VERIFY SIZE AND MATERIAL. SAW CUT EXISTING PIPE AND INSTALL RESTRAINED PIPE AND FITTINGS, AND CONCRETE BLOCKING. RESTORE WATER SERVICE AS SOON AS POSSIBLE. CONNECTIONS TO EXISTING PIPE SHALL BE MADE WITH RESTRAINT COUPLINGS AND 20 FT OF RESTRAINED JOINT PIPE.
- RESTORE DISTURBED AREAS.
- SEE SHEETS UC-52 & UC-54 FOR PROFILE OF NEW WATER MAIN.
- THE EXISTING METER VAULT SHALL REMAIN IN SERVICE TO THE EXTENT POSSIBLE. THE NEW 8" AND 12" WATER MAINS ARE TO BE INSTALLED AND PLACED INTO SERVICE PRIOR TO THE EXISTING 24" WATER MAIN BEING TAKEN OUT OF SERVICE. THE CONNECTION TO THE METER VAULT NEEDS TO BE MADE WITHIN A 4-HOUR PERIOD.
- THE CONTRACTOR SHALL INSTALL THE NEW WATER MAIN FROM CONNECTION POINT TO CONNECTION POINT, PRIOR TO MAKING THE FINAL CONNECTION. THE CONTRACTOR SHALL INSTALL TEMPORARY PLUGS AT END POINTS AND PRESSURE TEST, FLUSH AND DISINFECT THE NEW MAIN. THE FINAL CONNECTIONS SHALL BE MADE WITHIN AN 8-HOUR PERIOD.
- THE CONTRACTOR SHALL CONTACT DUKE ENERGY FOR LOCATION OF THEIR POWER CABLE THAT PARALLELS THE CANAL PRIOR TO BEGINNING DRILLING.
- THE CONTRACTOR SHALL COORDINATE WITH DUKE ENERGY TO LOCATE THE TWO HIGH VOLTAGE POWER CABLES PRIOR TO BEGINNING HORIZONTAL DIRECTIONAL DRILLING. DUKE ENERGY WILL HAVE A FIELD REPRESENTATIVE ON SITE DURING CONSTRUCTION.



REMOVED NOTE BELOW PAY ITEM FOR ABANDON UTILITY PIPE PER ADDENDUM NO. 1

The estimated quantity of Ductile Iron Water Pipe Fittings on this plan sheet is 7,455 pounds. The actual quantity and type of fittings will vary based on field conditions.

DATE: 10/18/2021  
TIME: 4:25:52 PM  
DGN: Z:\Voleigh\USFALTY\Utility\Projects\60428203\900\_MerA\915\_UTILITY Construction\2021\_REV\101015VSR-5021\_UC\_F51128.dgn







Prepared In the Office of:

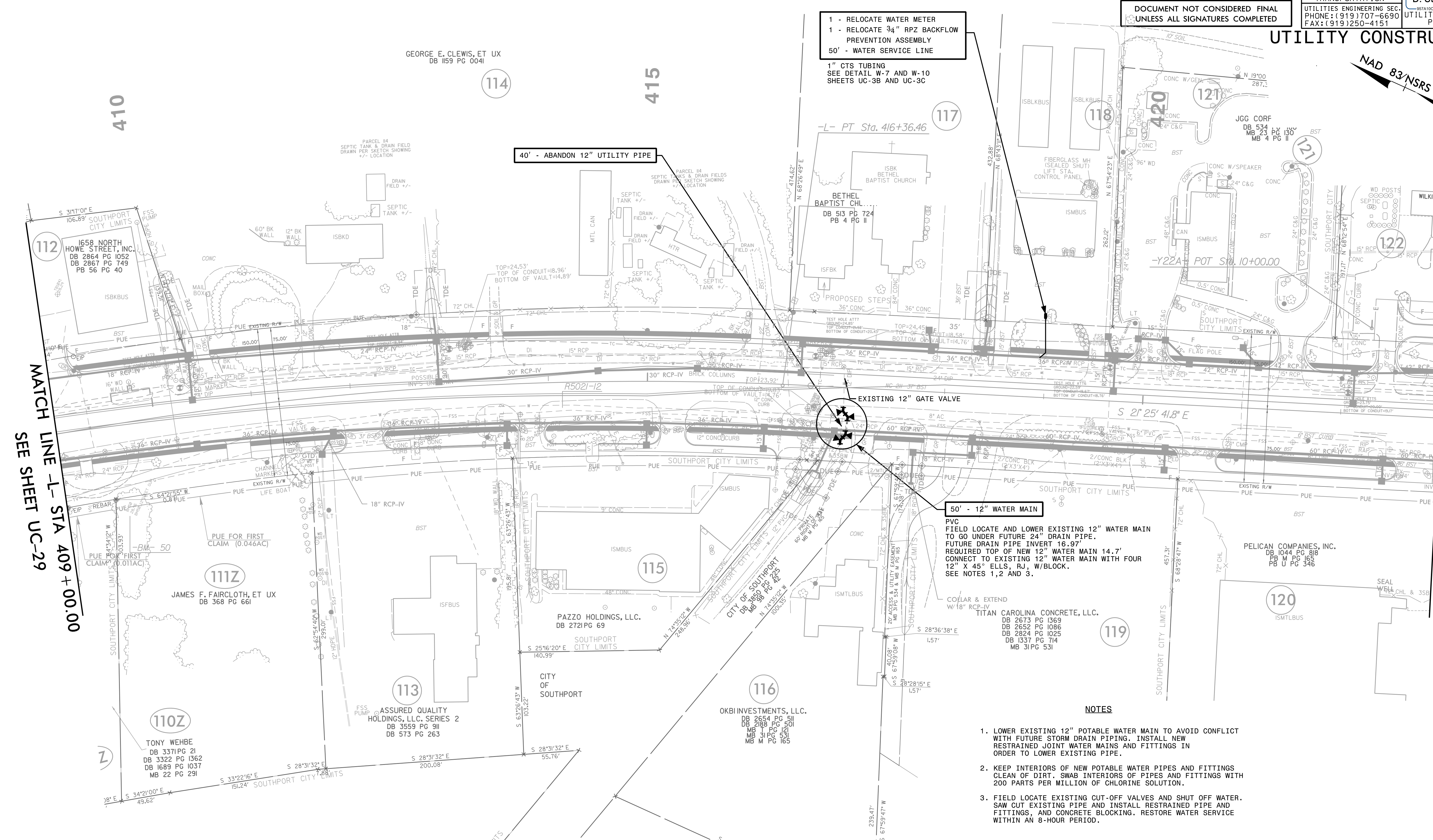



AECOM TECHNICAL SERVICES OF NORTH CAROLINA, INC.  
701 CORPORATE CENTER DRIVE, SUITE 475, RALEIGH, NC 27607  
919-854-6200 919-854-6259 (fax)  
F - 0342

PROJECT REFERENCE NO.	R-5021	SHEET NO.	UC-30
DESIGNED BY:		DATE:	9/9/2021
DRAWN BY:			
CHECKED BY:			
APPROVED BY:			
REVISED:			
NORTH CAROLINA DEPARTMENT OF TRANSPORTATION		SEAL 10666	
UTILITIES ENGINEERING SEC. PHONE: (919) 707-6690 FAX: (919) 250-4151		D. Stephen Scruggs	
		UTILITY CONSTRUCTION PLANS ONLY	

DOCUMENT NOT CONSIDERED FINAL  
UNLESS ALL SIGNATURES COMPLETED

### UTILITY CONSTRUCTION



MATCH LINE -L- STA 409+00.00  
SEE SHEET UC-29

MATCH LINE -L- STA 423+00.00  
SEE SHEET UC-31

DATE: 8/16/2021  
TIME: 9:04:54 PM  
DGN: P:\04042803\000\_Works\Utility\_Construction\5021\_UC\_P5130.dgn

The estimated quantity of Ductile Iron Water Pipe Fittings on this plan sheet is 860 pounds. The actual quantity and type of fittings will vary based on field conditions.



Prepared In the Office of:



AECOM TECHNICAL SERVICES OF NORTH CAROLINA, INC.  
701 CORPORATE CENTER DRIVE, SUITE 475, RALEIGH, NC 27607  
919-854-6200 919-854-6259 (fax)  
F - 0342

PROJECT REFERENCE NO.	SHEET NO.
R-5021	UC-31

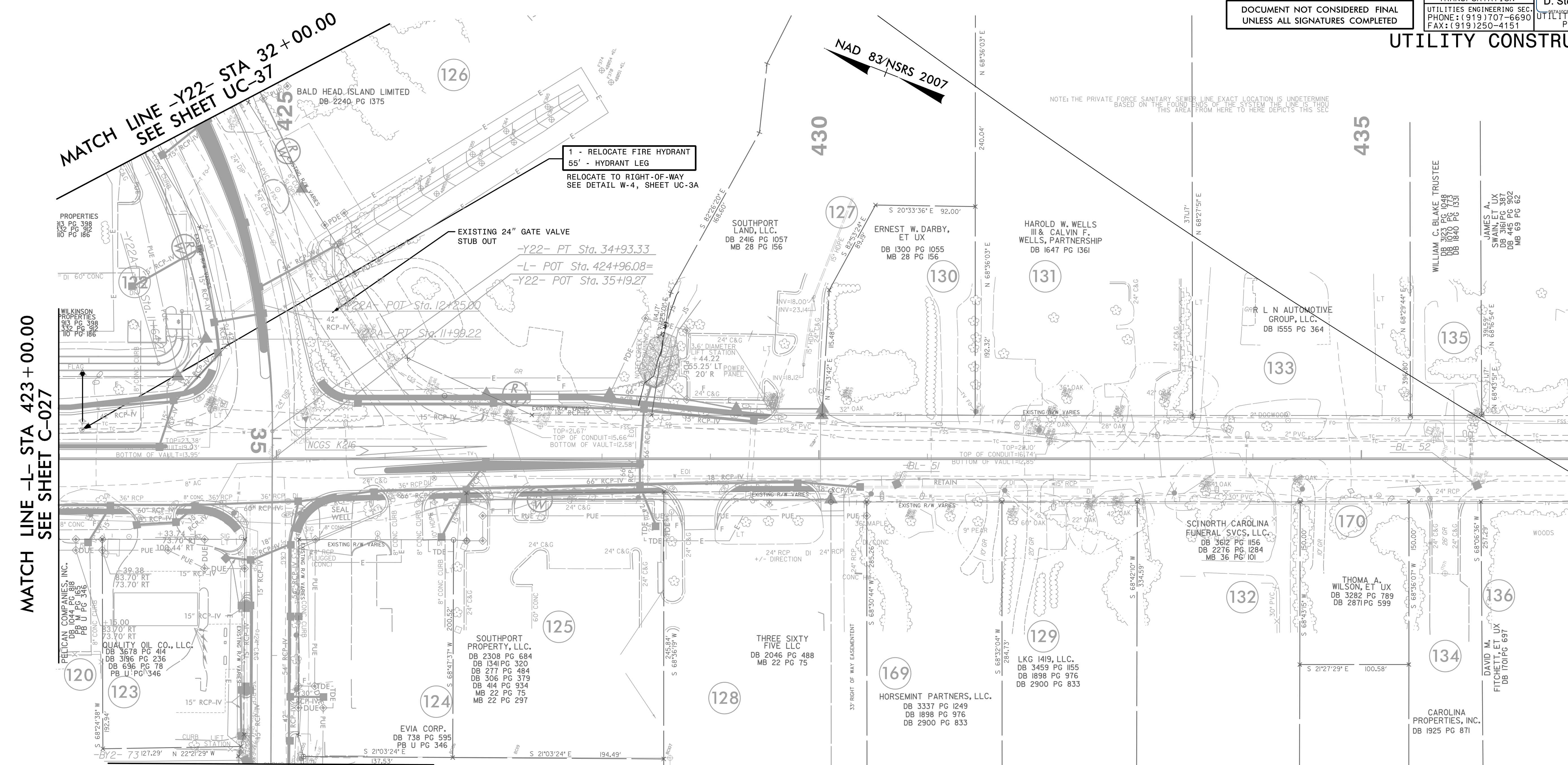
DESIGNED BY:	
DRAWN BY:	
CHECKED BY:	
APPROVED BY:	
REVISED:	
NORTH CAROLINA DEPARTMENT OF TRANSPORTATION UTILITIES ENGINEERING SECTION PHONE: (919) 707-6690 FAX: (919) 250-4151	

DOCUMENT NOT CONSIDERED FINAL  
UNLESS ALL SIGNATURES COMPLETED

### UTILITY CONSTRUCTION

#### NOTES

- KEEP INTERIORS OF NEW PIPES AND FITTINGS CLEAN OF DIRT. SWAB INTERIORS OF PIPES AND FITTINGS WITH 200 PARTS PER MILLION OF CHLORINE SOLUTION.
- RESTORE DISTURBED AREAS.



MATCH LINE -L- STA 423+00.00  
SEE SHEET C-027

MATCH LINE -Y22- STA 32+00.00  
SEE SHEET UC-37

NO UTILITY RELOCATION

NO UTILITY RELOCATION

DATE: 8/16/2021  
TIME: 9:05:13 PM  
DGN: P:\040428203\000\_Works\915\_Limby\_Construction\NF-5021\_UC\_P5131.dgn



**NOTES**

- SEE SHEET UC-57 AND UC-53 FOR PROFILE OF NEW WATER MAIN, AND SHEET UC-53 FOR SEWER.
- CONTRACTOR SHALL INSTALL NEW PIPE FROM CONNECTION POINT TO CONNECTION POINT. PRIOR TO MAKING THE FINAL CONNECTIONS, THE CONTRACTOR SHALL INSTALL TEMPORARY PLUGS AT EACH POINT AND THEN PRESSURE TEST, FLUSH AND DISINFECT THE NEW MAIN.

Prepared In the Office of:

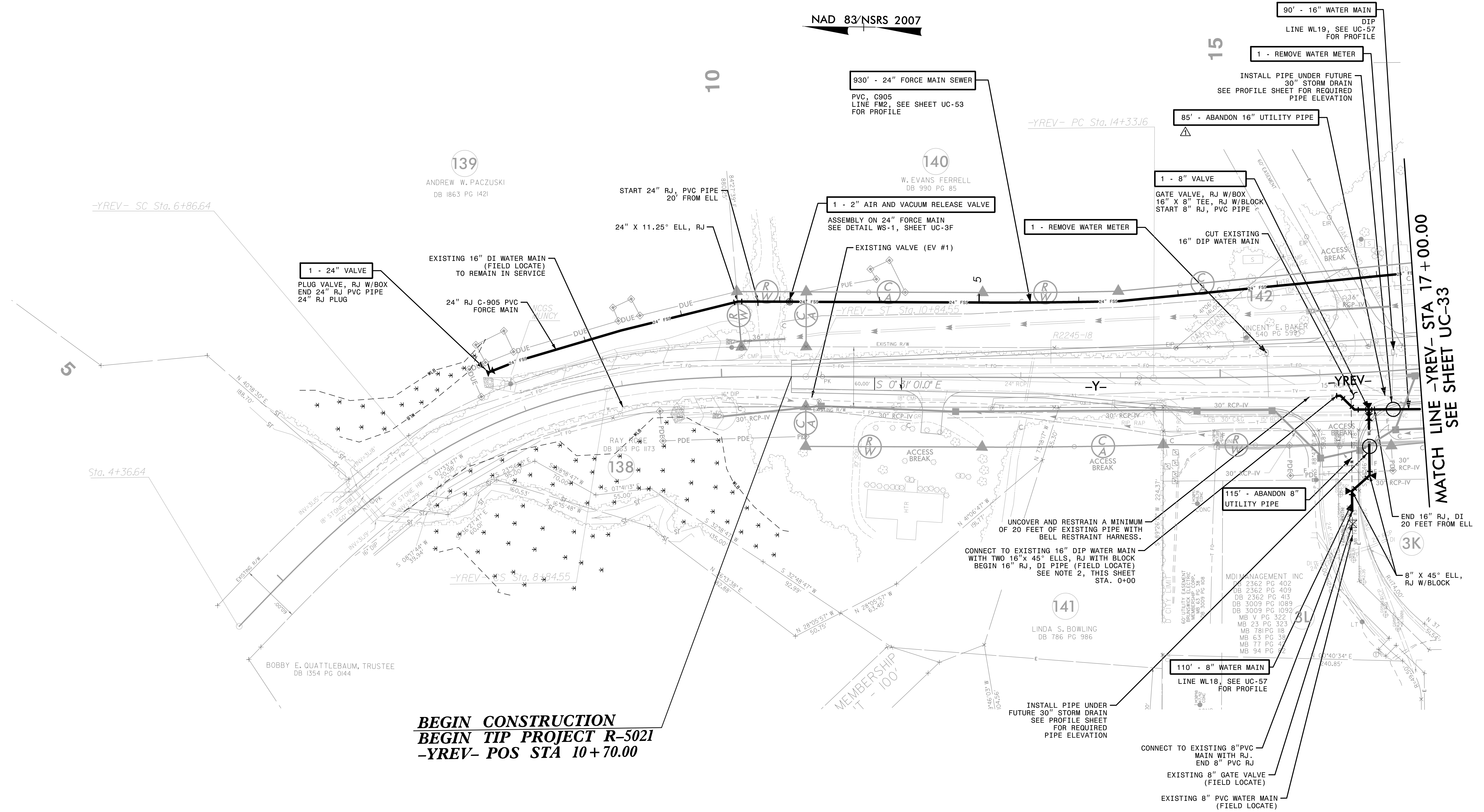


AECOM TECHNICAL SERVICES OF NORTH CAROLINA, INC.  
 701 CORPORATE CENTER DRIVE, SUITE 475, RALEIGH, NC 27607  
 919-854-6200 919-854-6259 (fax)  
 F-0342

PROJECT REFERENCE NO.	R-5021	SHEET NO.	UC-32
DESIGNED BY:	10/29/2021		
DRAWN BY:			
CHECKED BY:			
APPROVED BY:			
REVISED:			
NORTH CAROLINA DEPARTMENT OF TRANSPORTATION UTILITIES ENGINEERING SEC.		D. Stephen Scruggs	
PHONE: (919) 707-6690		UTILITY CONSTRUCTION PLANS ONLY	
FAX: (919) 250-4151			

DOCUMENT NOT CONSIDERED FINAL UNLESS ALL SIGNATURES COMPLETED

**UTILITY CONSTRUCTION**



139

ANDREW W. PACZUSKI  
DB 1863 PG 1421

140

W. EVANS FERRELL  
DB 990 PG 85

138

RAY ROSE  
DB 1163 PG 1173

141

LINDA S. BOWLING  
DB 786 PG 986

3K

MD MANAGEMENT INC  
DB 2362 PG 402  
DB 2362 PG 409  
DB 2362 PG 413  
DB 3009 PG 1089  
DB 3009 PG 1092  
MB V PG 322  
MB 23 PG 323  
MB 78 PG 116  
MB 63 PG 31  
MB 77 PG 47  
MB 94 PG 52

**BEGIN CONSTRUCTION**  
**BEGIN TIP PROJECT R-5021**  
**-YREV- POS STA 10+70.00**

The estimated quantity of Ductile Iron Sewer Pipe Fittings on this plan sheet is 984 pounds. The actual quantity and type of fittings will vary based on field conditions.

The estimated quantity of Ductile Iron Water Pipe Fittings on this plan sheet is 1,780 pounds. The actual quantity and type of fittings will vary based on field conditions.

REMOVED NOTE BELOW PAY ITEM FOR ABANDON UTILITY PIPE PER ADDENDUM NO. 1

DATE: 10/19/2021  
 TIME: 9:55:17 AM  
 DGN: Z:\Projects\Utility Construction\2021\_R5021\UC-32.dgn



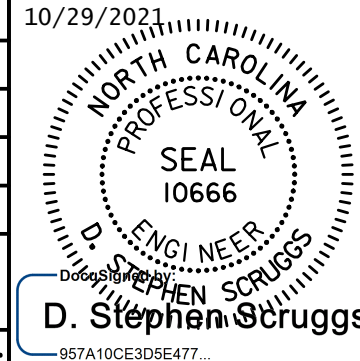
**NOTES**  
1. SEE SHEET UC-57 FOR PROFILE OF NEW WATER MAIN AND SHEET UC-53 FOR SEWER.

The estimated quantity of Ductile Iron Sewer Pipe Fittings on this plan sheet is 7,465 pounds. The actual quantity and type of fittings will vary based on field conditions.

The estimated quantity of Ductile Iron Water Pipe Fittings on this plan sheet is 3,740 pounds. The actual quantity and type of fittings will vary based on field conditions.

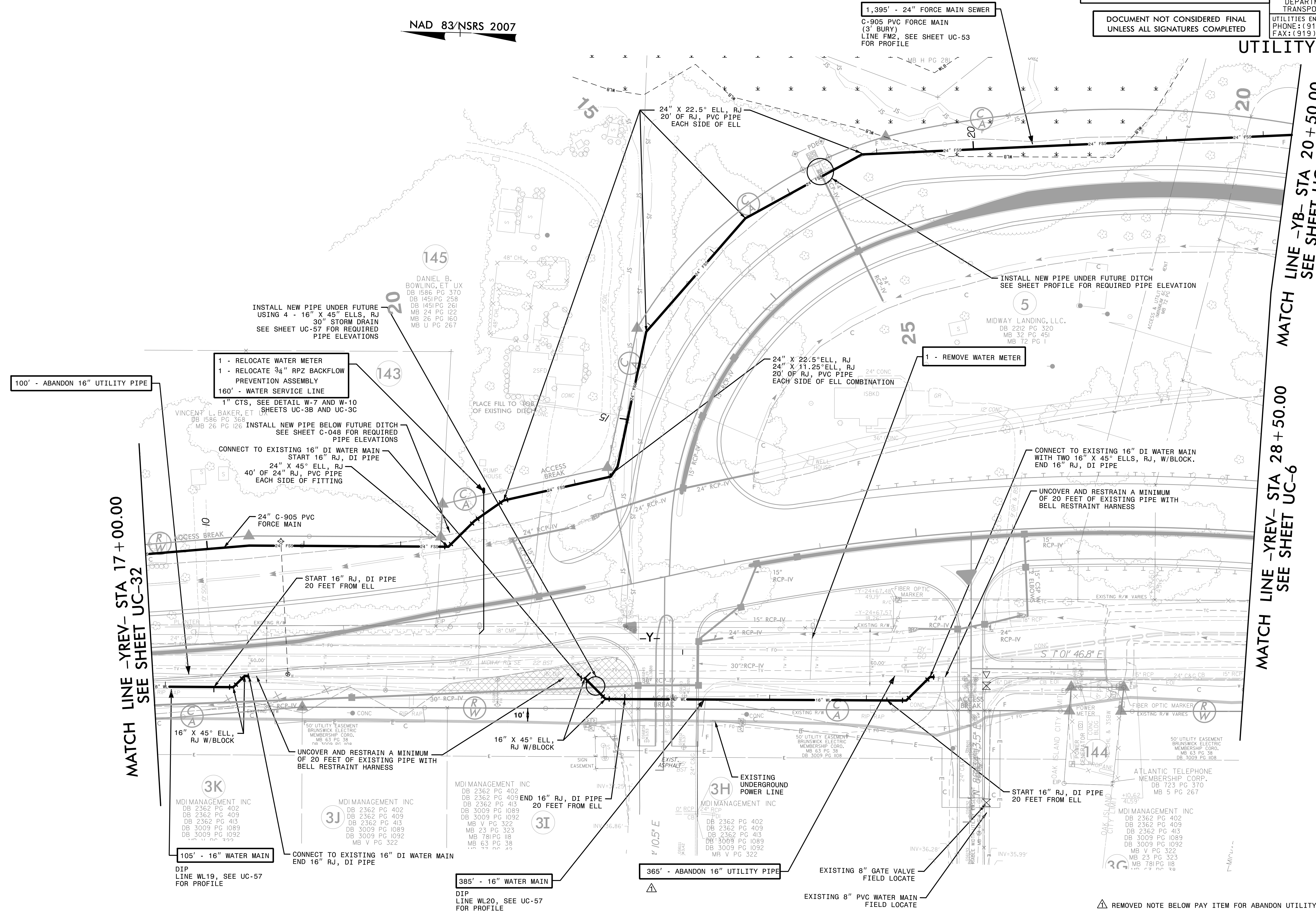
Prepared In the Office of:  
**AECOM**  
AECOM TECHNICAL SERVICES OF NORTH CAROLINA, INC.  
701 CORPORATE CENTER DRIVE, SUITE 475, RALEIGH, NC 27607  
919-854-6200 919-854-6259 (fax)  
F-0342

PROJECT REFERENCE NO.	SHEET NO.
R-5021	UC-33
DESIGNED BY:	10/29/2021
DRAWN BY:	
CHECKED BY:	
APPROVED BY:	
REVISED:	
NORTH CAROLINA DEPARTMENT OF TRANSPORTATION	
UTILITIES ENGINEERING SEC. PHONE: (919) 707-6690 FAX: (919) 250-4151	



DOCUMENT NOT CONSIDERED FINAL UNLESS ALL SIGNATURES COMPLETED

**UTILITY CONSTRUCTION**



100' - ABANDON 16" UTILITY PIPE

MATCH LINE -YREV- STA 17 + 00.00  
SEE SHEET UC-32

MATCH LINE -YB- STA 20 + 50.00  
SEE SHEET UC-6

MATCH LINE -YREV- STA 28 + 50.00  
SEE SHEET UC-6

DATE: 10/19/2021  
TIME: 10:50:56 AM  
DGN: Z:\NorthCar\Utility\Projects\60482023\900\_MerA\916\_Utility Construction\2021\_REV\VISIONS\W-5021\_UC-F51433.dgn

REMOVED NOTE BELOW PAY ITEM FOR ABANDON UTILITY PIPE PER ADDENDUM NO. 1



Prepared In the Office of:



AECOM TECHNICAL SERVICES OF NORTH CAROLINA, INC.  
701 CORPORATE CENTER DRIVE, SUITE 475, RALEIGH, NC 27607  
919-854-6200 919-854-6259 (fax)  
F-0342

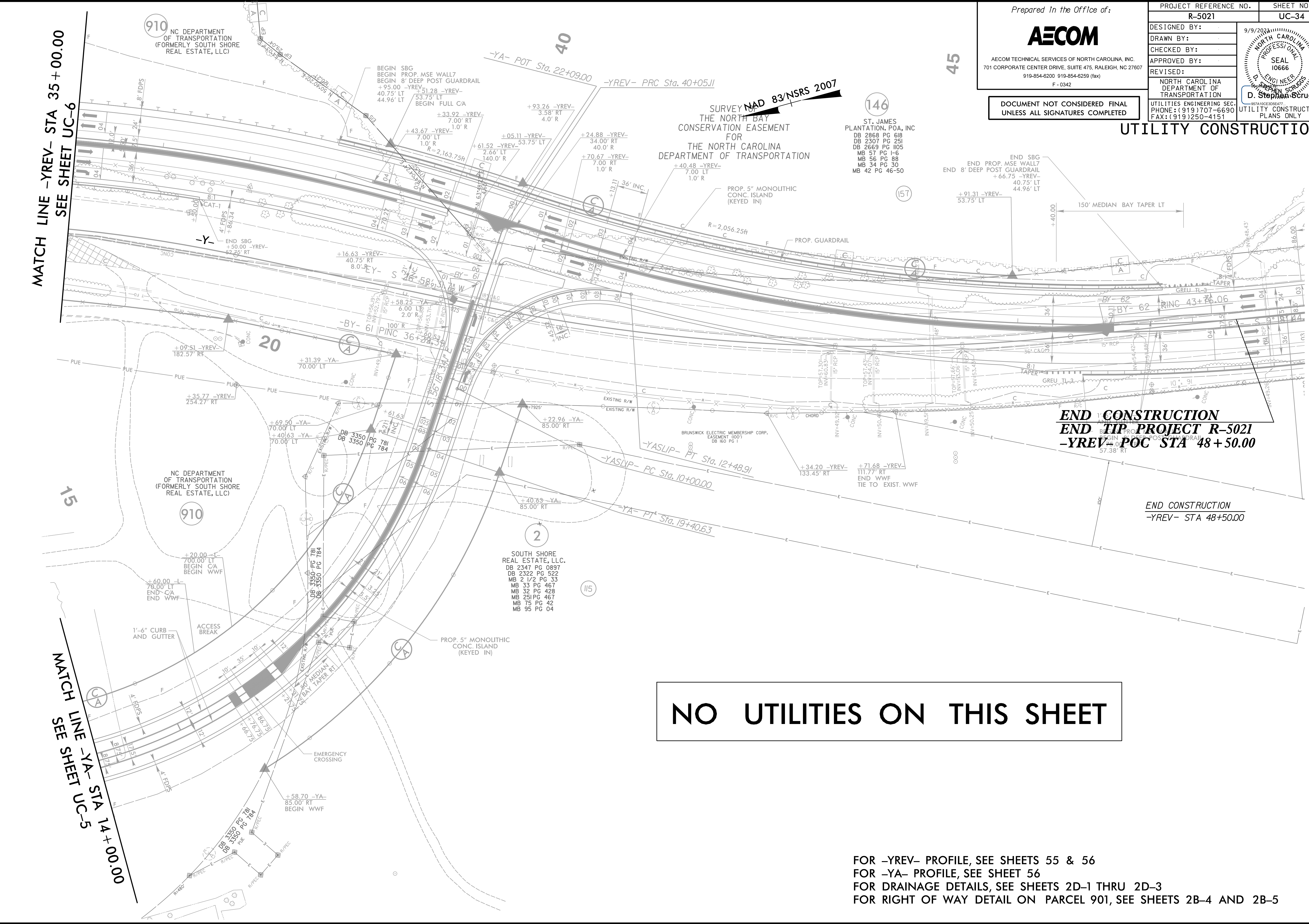
PROJECT REFERENCE NO.	R-5021	SHEET NO.	UC-34
DESIGNED BY:		DATE:	9/9/2007
DRAWN BY:			
CHECKED BY:			
APPROVED BY:			
REVISED:			
NORTH CAROLINA DEPARTMENT OF TRANSPORTATION		SEAL 10666	
UTILITIES ENGINEERING SEC.		UTILITY CONSTRUCTION PLANS ONLY	
PHONE: (919) 707-6690		D. Stephen Cruggs	
FAX: (919) 250-4151			

DOCUMENT NOT CONSIDERED FINAL  
UNLESS ALL SIGNATURES COMPLETED

### UTILITY CONSTRUCTION

MATCH LINE -YREV- STA 35+00.00  
SEE SHEET UC-6

MATCH LINE -YA- STA 14+00.00  
SEE SHEET UC-5



**END CONSTRUCTION**  
**END TIP PROJECT R-5021**  
**-YREV- POC STA 48+50.00**

**END CONSTRUCTION**  
**-YREV- STA 48+50.00**

**NO UTILITIES ON THIS SHEET**

FOR -YREV- PROFILE, SEE SHEETS 55 & 56  
FOR -YA- PROFILE, SEE SHEET 56  
FOR DRAINAGE DETAILS, SEE SHEETS 2D-1 THRU 2D-3  
FOR RIGHT OF WAY DETAIL ON PARCEL 901, SEE SHEETS 2B-4 AND 2B-5

DATE: 8/13/2007  
TIME: 4:34:19 PM  
C:\Users\jcruggs\Documents\Projects\R-5021\UC-34.dgn




Prepared in the Office of:



AECOM TECHNICAL SERVICES OF NORTH CAROLINA, INC.  
701 CORPORATE CENTER DRIVE, SUITE 475, RALEIGH, NC 27607  
919-854-6200 919-854-6259 (fax)  
F-0342

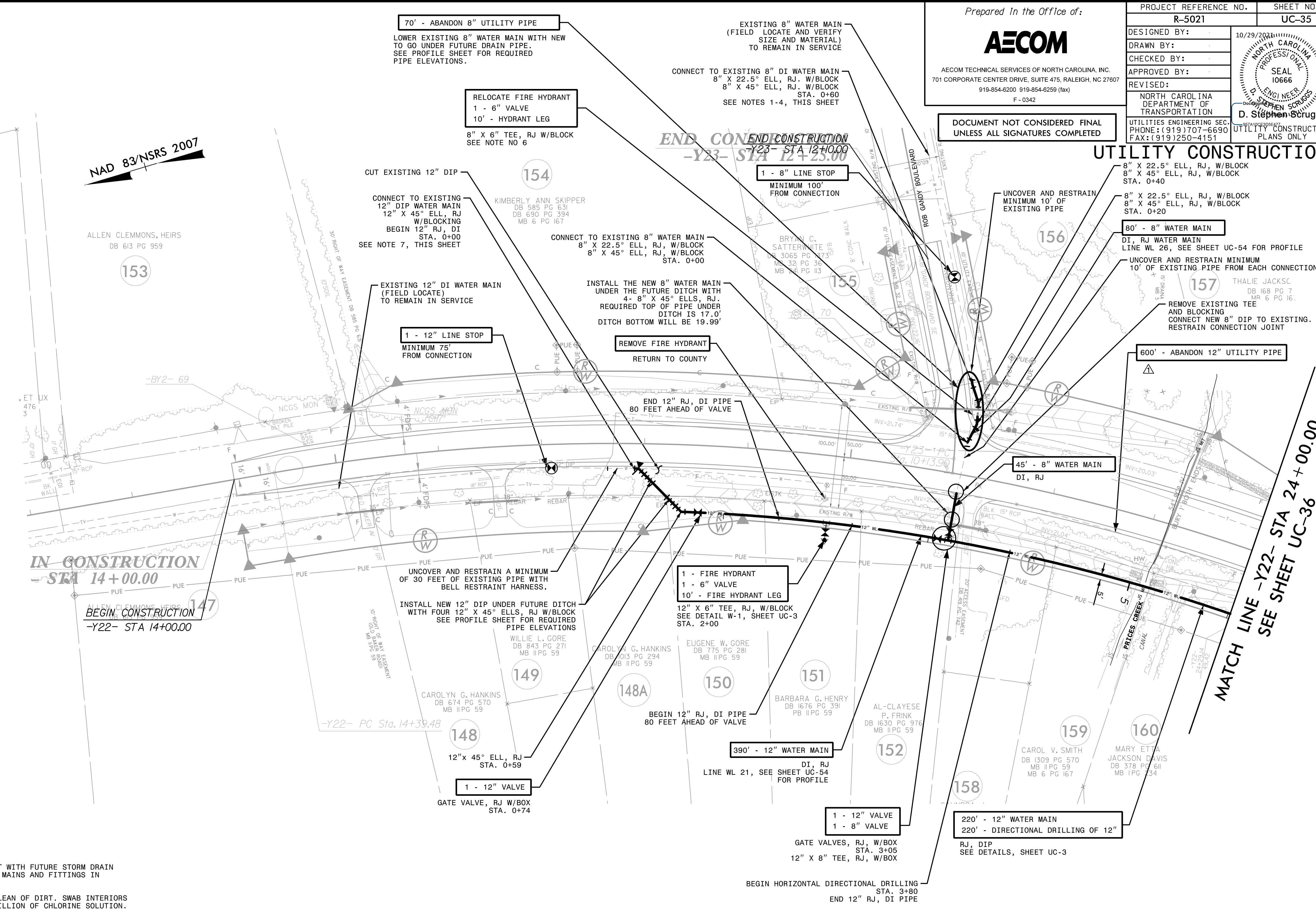
PROJECT REFERENCE NO.	SHEET NO.
R-5021	UC-35
DESIGNED BY:	10/29/2021
DRAWN BY:	
CHECKED BY:	
APPROVED BY:	
REVISED:	
NORTH CAROLINA DEPARTMENT OF TRANSPORTATION	
UTILITIES ENGINEERING SEC. PHONE: (919) 707-6690 FAX: (919) 250-4151	



D. Stephen Struggs  
UTILITY CONSTRUCTION PLANS ONLY

DOCUMENT NOT CONSIDERED FINAL  
UNLESS ALL SIGNATURES COMPLETED

### UTILITY CONSTRUCTION



#### NOTES

- LOWER EXISTING WATER MAIN TO AVOID CONFLICT WITH FUTURE STORM DRAIN PIPING. INSTALL NEW RESTRAINED JOINT WATER MAINS AND FITTINGS IN ORDER TO LOWER EXISTING PIPE.
- KEEP INTERIORS OF NEW PIPES AND FITTINGS CLEAN OF DIRT. SWAB INTERIORS OF PIPES AND FITTINGS WITH 200 PARTS PER MILLION OF CHLORINE SOLUTION.
- FIELD LOCATE EXISTING CUT-OFF VALVES AND SHUT OFF WATER. FIELD LOCATE EXISTING PIPE AND VERIFY SIZE AND MATERIAL. SAW CUT EXISTING PIPE AND INSTALL RESTRAINED PIPE AND FITTINGS, AND CONCRETE BLOCKING. CONNECTIONS TO EXISTING PIPE SHALL BE MADE WITH RESTRAINT COUPLING AND 20 FEET OF RESTRAINED JOINT PIPE. RESTORE WATER SERVICE AND SOON AS POSSIBLE.
- RESTORE DISTURBED AREAS.
- SEE SHEET UC-54 FOR PROFILE OF NEW WATER MAIN.
- INSTALL NEW 6" VALVE AND FIRE HYDRANT TO ACCOMMODATE FOR NEW DEPTH OF BURY.
- CONTRACTOR SHALL INSTALL NEW PIPE FROM CONNECTION POINT TO CONNECTION POINT. PRIOR TO MAKING THE FINAL CONNECTIONS, THE CONTRACTOR SHALL INSTALL TEMPORARY PLUGS AT EACH POINT AND THEN PRESSURE TEST, FLUSH AND DISINFECT THE NEW MAIN. THE FINAL CONNECTIONS AND TRANSFERRING SERVICE CONNECTION SHALL BE DONE WITHIN AN 8- HOUR PERIOD.

The estimated quantity of Ductile Iron Water Pipe Fittings on this plan sheet is 3,275 pounds. The actual quantity and type of fittings will vary based on field conditions.

△ REMOVED NOTE BELOW PAY ITEM FOR ABANDON UTILITY PIPE PER ADDENDUM NO. 1

DATE: 10/19/2021  
TIME: 2:46:59 PM  
DGN: Z:\Voleigh\USFAL3\Legacy\Projects\6042823\900\_MerA\915\_UTILITY Construction\2021\_REV\910\SVR-5021\_UC\_FS1435.dgn








Prepared In the Office of:



AECOM TECHNICAL SERVICES OF NORTH CAROLINA, INC.  
701 CORPORATE CENTER DRIVE, SUITE 475, RALEIGH, NC 27607  
919-854-6200 919-854-6259 (fax)  
F - 0342

PROJECT REFERENCE NO. R-5021 SHEET NO. UC-37

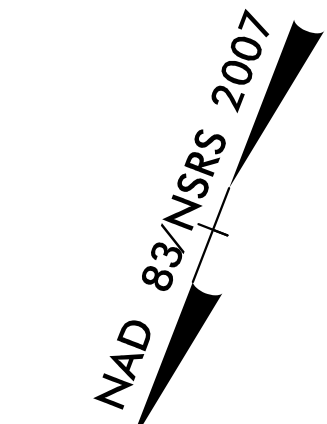
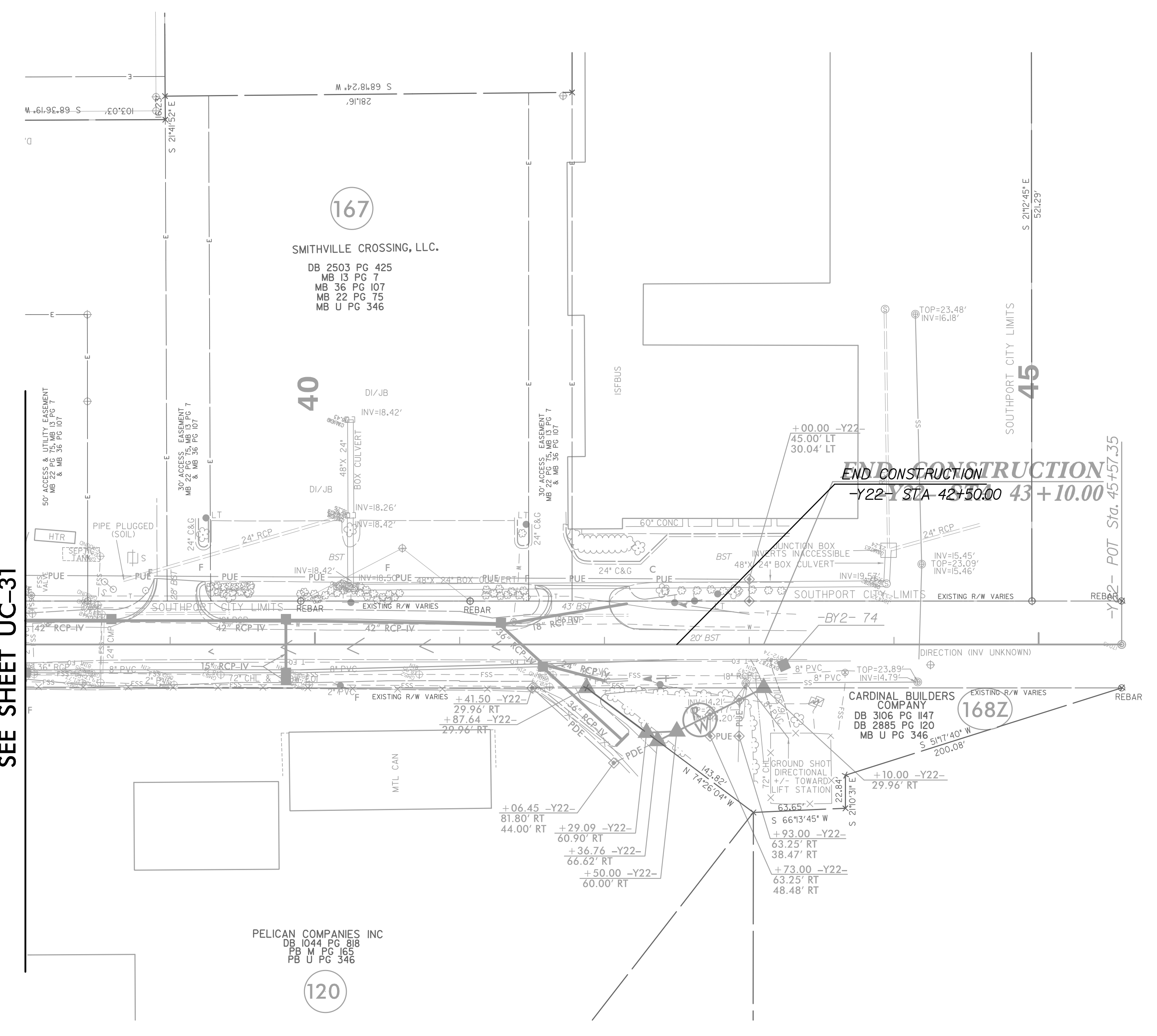
DESIGNED BY:	9/9/2007
DRAWN BY:	
CHECKED BY:	
APPROVED BY:	
REVISED:	
NORTH CAROLINA DEPARTMENT OF TRANSPORTATION	
UTILITIES ENGINEERING SEC. PHONE: (919) 707-6690 FAX: (919) 250-4151	



DOCUMENT NOT CONSIDERED FINAL  
UNLESS ALL SIGNATURES COMPLETED

# UTILITY CONSTRUCTION

MATCH LINE -Y22- STA 38 + 00.00  
SEE SHEET UC-31



# NO UTILITIES ON THIS SHEET

DATE: 8/13/2007  
TIME: 10:59 PM  
DGN: P:\60482503\900\_Works\916\_Jiminy\_Construction\NF-5021\_UC\_P5H3T.dgn



DOCUMENT NOT CONSIDERED FINAL  
UNLESS ALL SIGNATURES COMPLETED

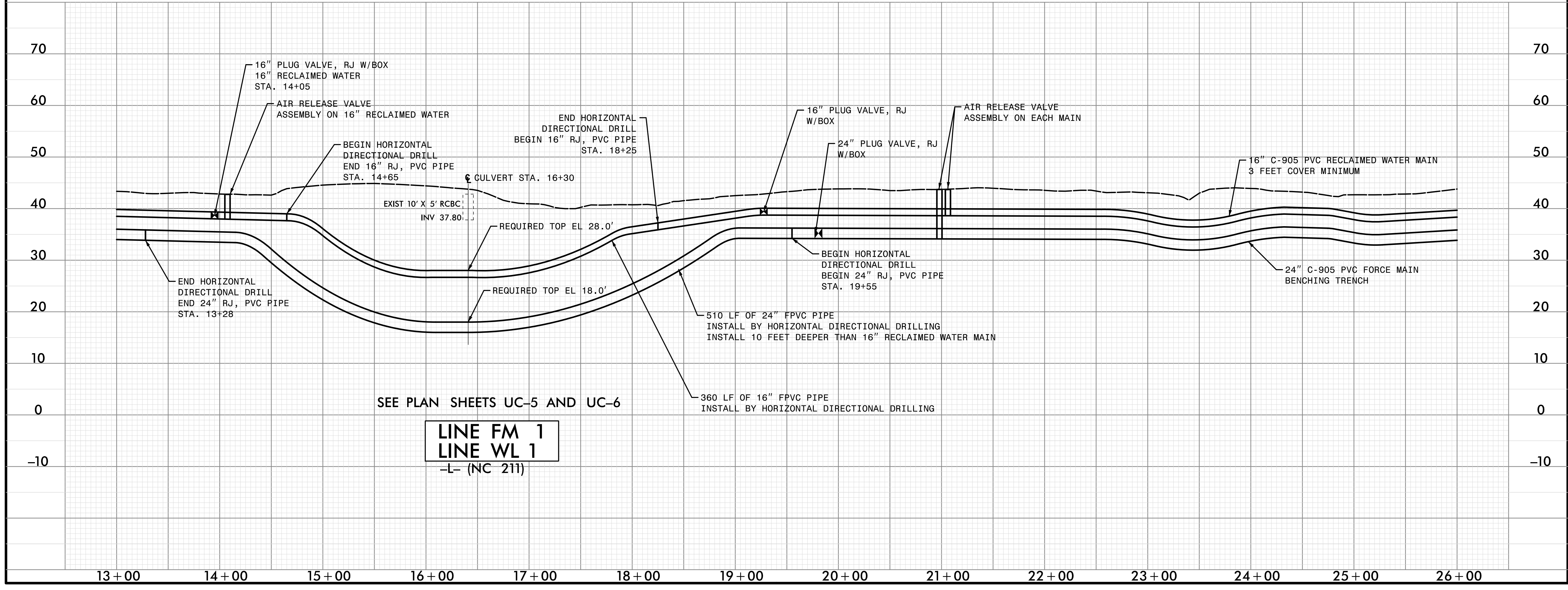
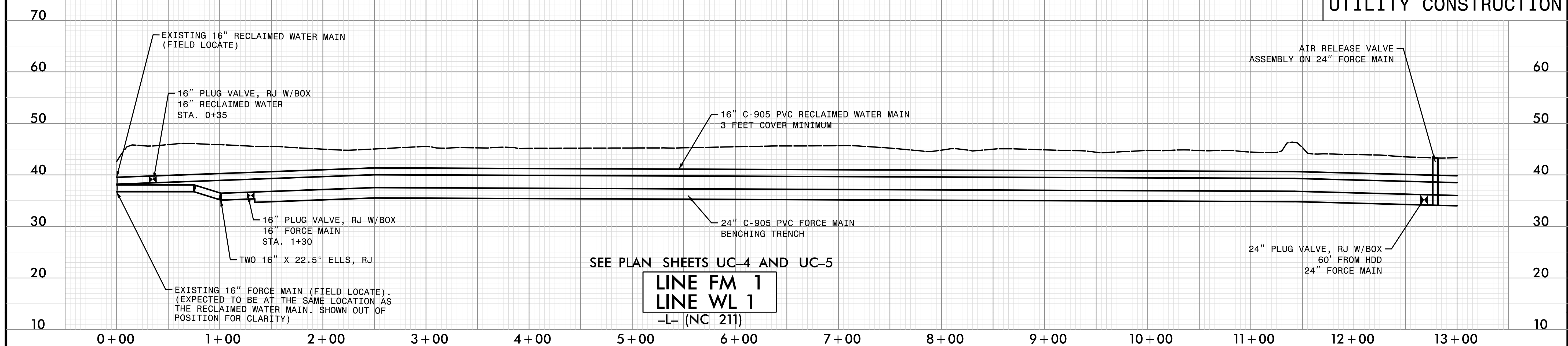
Prepared in the Office of:



AECOM TECHNICAL SERVICES OF NORTH CAROLINA, INC.  
701 CORPORATE CENTER DRIVE, SUITE 475, RALEIGH, NC 27607  
919-854-6200 919-854-6259 (fax)  
F-0342

PROJECT REFERENCE NO. <b>R-5021</b>	SHEET NO. <b>UC-38</b>
DESIGNED BY:	
DRAWN BY:	
CHECKED BY:	
APPROVED BY:	
REVISED:	
NORTH CAROLINA DEPARTMENT OF TRANSPORTATION	
UTILITIES ENGINEERING SEC. PHONE: (919) 707-6690 FAX: (919) 250-4151	
D. Stephen Scruggs	

### UTILITY CONSTRUCTION



DATE: 6/17/2002  
TIME: 7:48:44 AM



DOCUMENT NOT CONSIDERED FINAL  
UNLESS ALL SIGNATURES COMPLETED

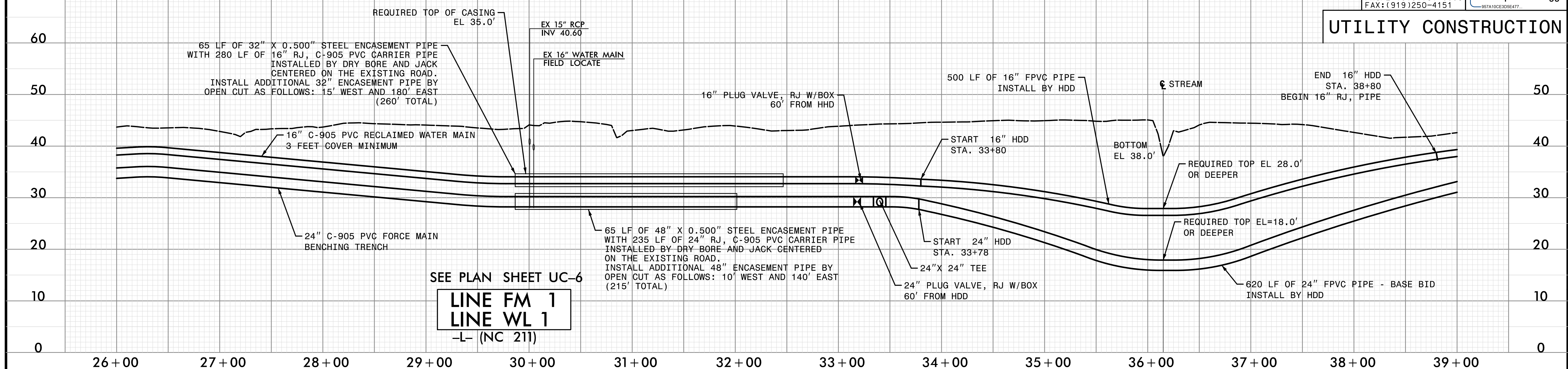
Prepared in the Office of:



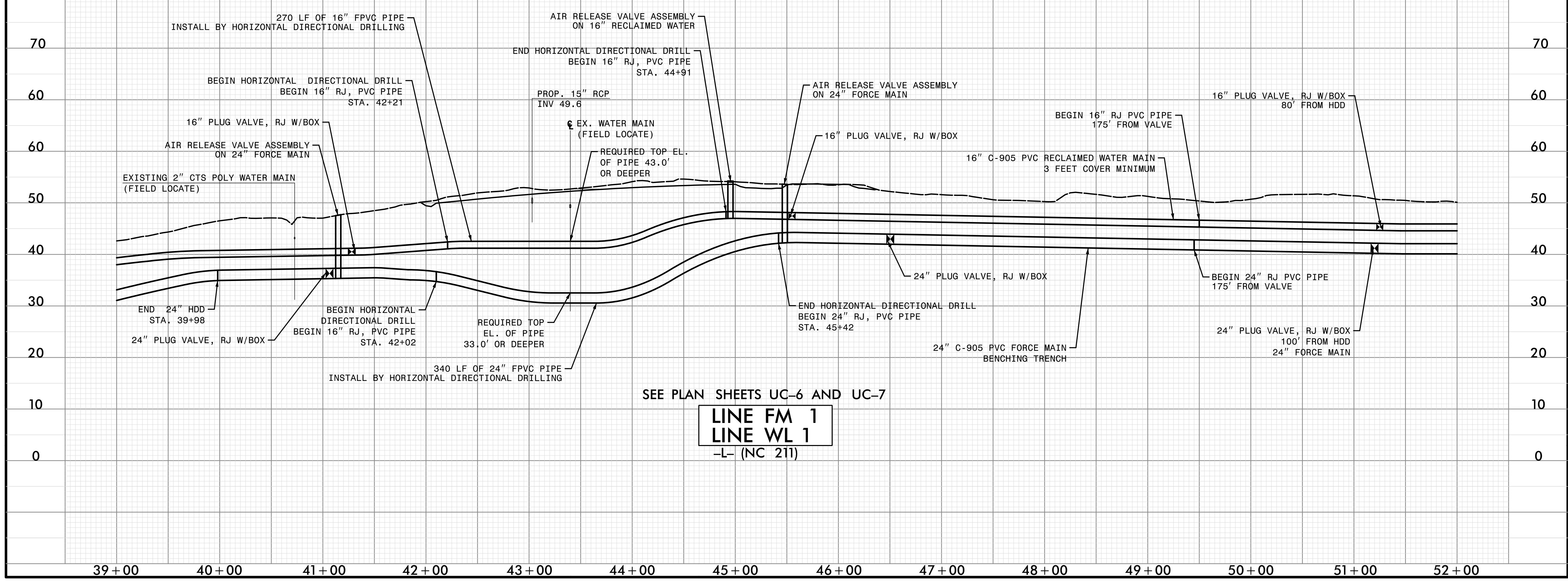
AECOM TECHNICAL SERVICES OF NORTH CAROLINA, INC.  
701 CORPORATE CENTER DRIVE, SUITE 475, RALEIGH, NC 27607  
919-854-6200 919-854-6259 (fax)  
F-0342

PROJECT REFERENCE NO. <b>R-5021</b>	SHEET NO. <b>UC-39</b>
DESIGNED BY:	
DRAWN BY:	
CHECKED BY:	
APPROVED BY:	
REVISED:	
NORTH CAROLINA DEPARTMENT OF TRANSPORTATION	
UTILITIES ENGINEERING SEC. PHONE: (919) 707-6690 FAX: (919) 250-4151	
D. Stephen Scruggs	

### UTILITY CONSTRUCTION



SEE PLAN SHEET UC-6  
**LINE FM 1**  
**LINE WL 1**  
-L- (NC 211)



SEE PLAN SHEETS UC-6 AND UC-7  
**LINE FM 1**  
**LINE WL 1**  
-L- (NC 211)

DATE: 6/21/2009  
TIME: 4:28:23 PM



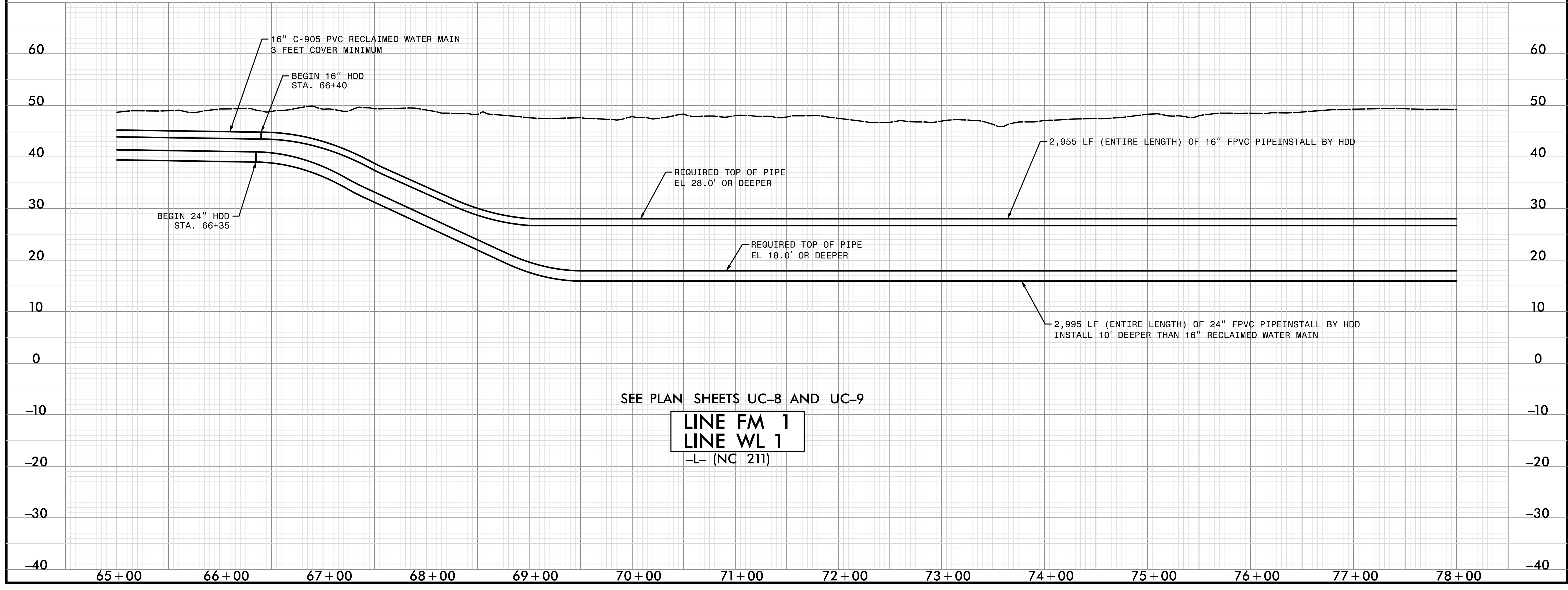
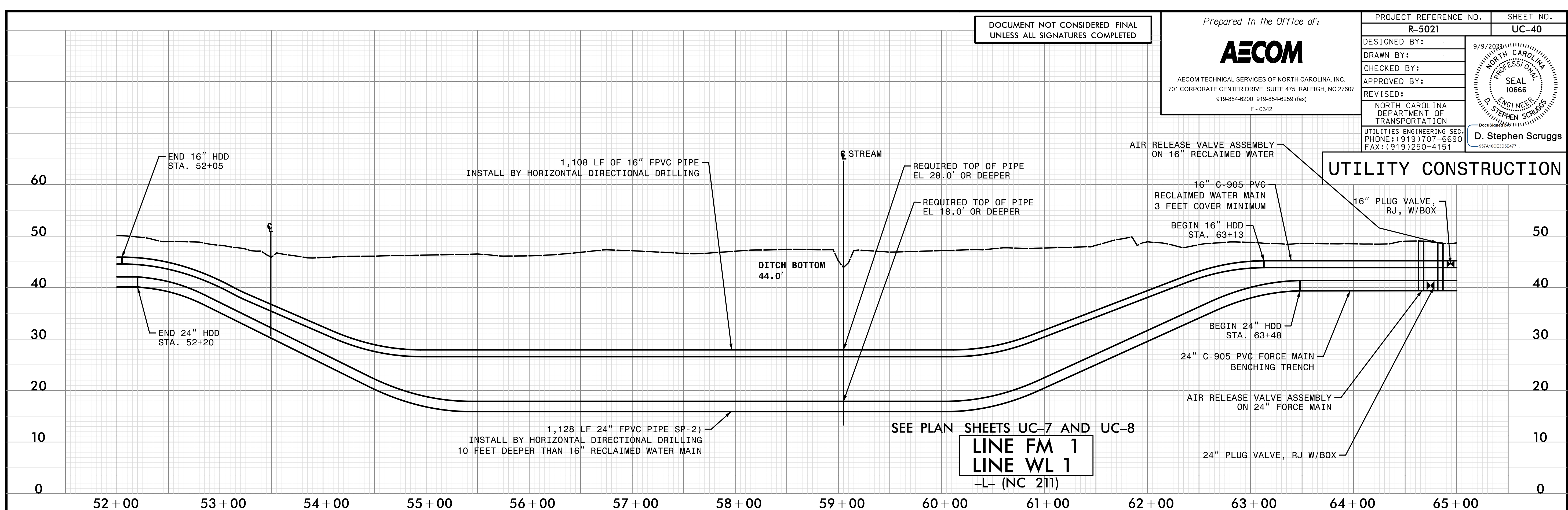
DOCUMENT NOT CONSIDERED FINAL  
UNLESS ALL SIGNATURES COMPLETED

Prepared in the Office of:



AECOM TECHNICAL SERVICES OF NORTH CAROLINA, INC.  
701 CORPORATE CENTER DRIVE, SUITE 475, RALEIGH, NC 27607  
919-854-6200 919-854-6259 (fax)  
F-0342

PROJECT REFERENCE NO. <b>R-5021</b>	SHEET NO. <b>UC-40</b>
DESIGNED BY:	
DRAWN BY:	
CHECKED BY:	
APPROVED BY:	
REVISED:	
NORTH CAROLINA DEPARTMENT OF TRANSPORTATION UTILITIES ENGINEERING SEC. PHONE: (919) 707-6690 FAX: (919) 250-4151	
9/9/2021 <b>D. Stephen Scruggs</b> <small>REGISTERED PROFESSIONAL ENGINEER</small>	



DATE: 8/13/2021  
TIME: 10:46 PM



DOCUMENT NOT CONSIDERED FINAL  
UNLESS ALL SIGNATURES COMPLETED

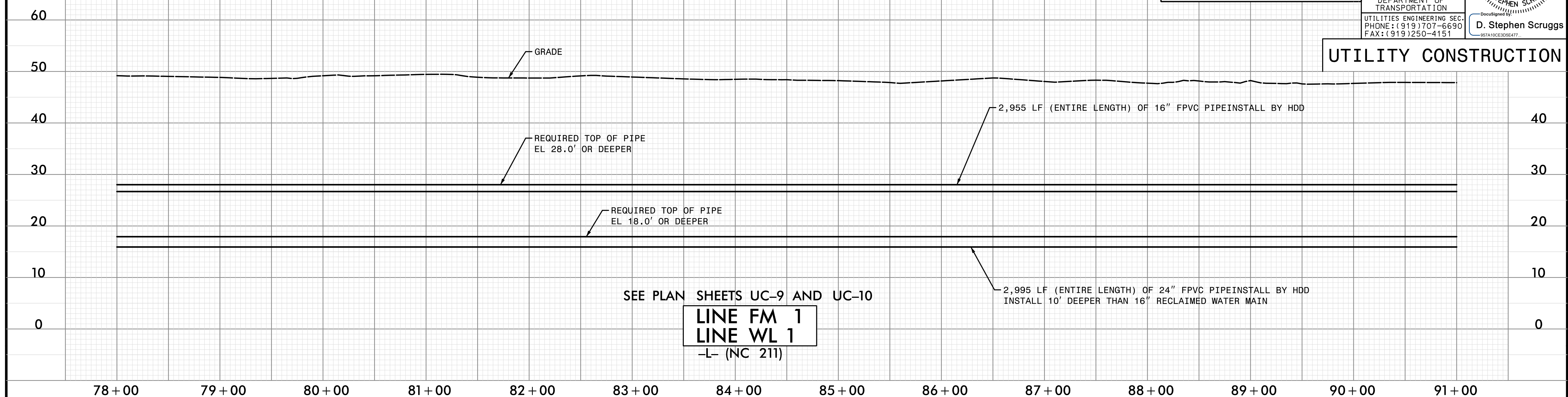
Prepared In the Office of:



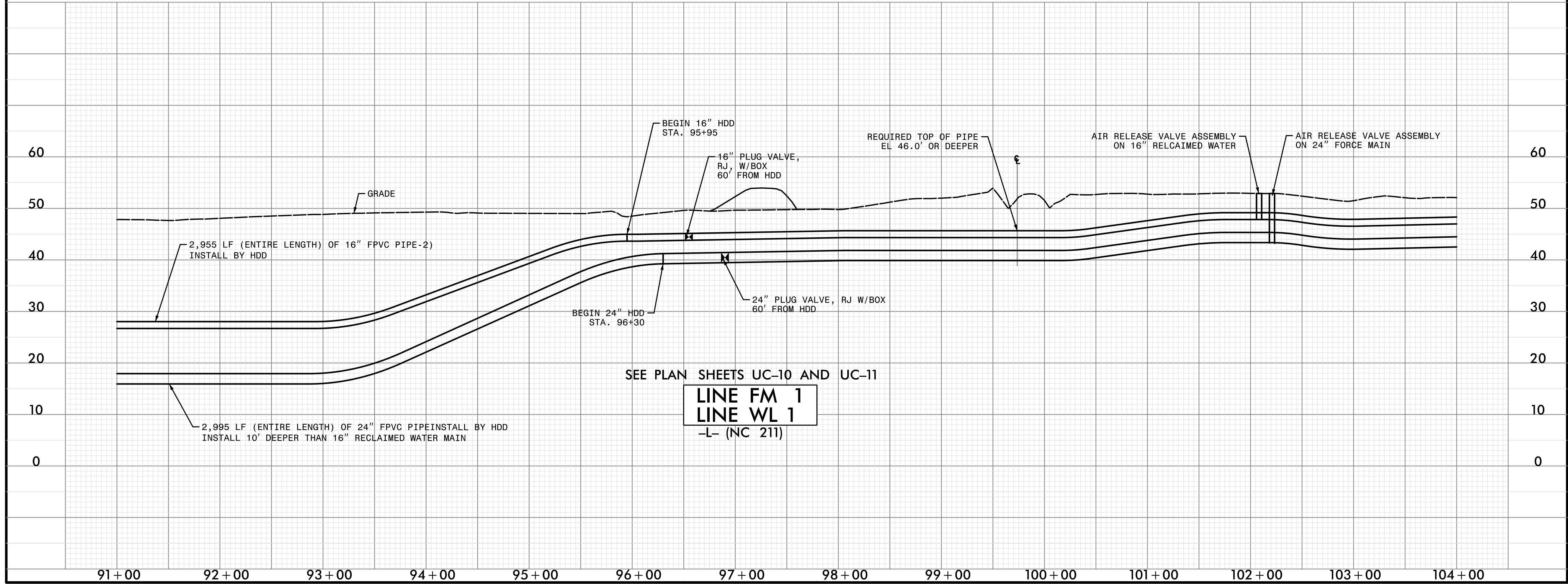
AECOM TECHNICAL SERVICES OF NORTH CAROLINA, INC.  
701 CORPORATE CENTER DRIVE, SUITE 475, RALEIGH, NC 27607  
919-854-6200 919-854-6259 (fax)  
F-0342

PROJECT REFERENCE NO. <b>R-5021</b>	SHEET NO. <b>UC-41</b>
DESIGNED BY:	9/9/2021
DRAWN BY:	
CHECKED BY:	
APPROVED BY:	
REVISED:	
NORTH CAROLINA DEPARTMENT OF TRANSPORTATION	
UTILITIES ENGINEERING SEC. PHONE: (919) 707-6690 FAX: (919) 250-4151	
D. Stephen Scruggs	

### UTILITY CONSTRUCTION



SEE PLAN SHEETS UC-9 AND UC-10  
**LINE FM 1**  
**LINE WL 1**  
-L- (NC 211)



SEE PLAN SHEETS UC-10 AND UC-11  
**LINE FM 1**  
**LINE WL 1**  
-L- (NC 211)

DATE: 8/17/2021  
TIME: 10:58 PM



DOCUMENT NOT CONSIDERED FINAL  
UNLESS ALL SIGNATURES COMPLETED

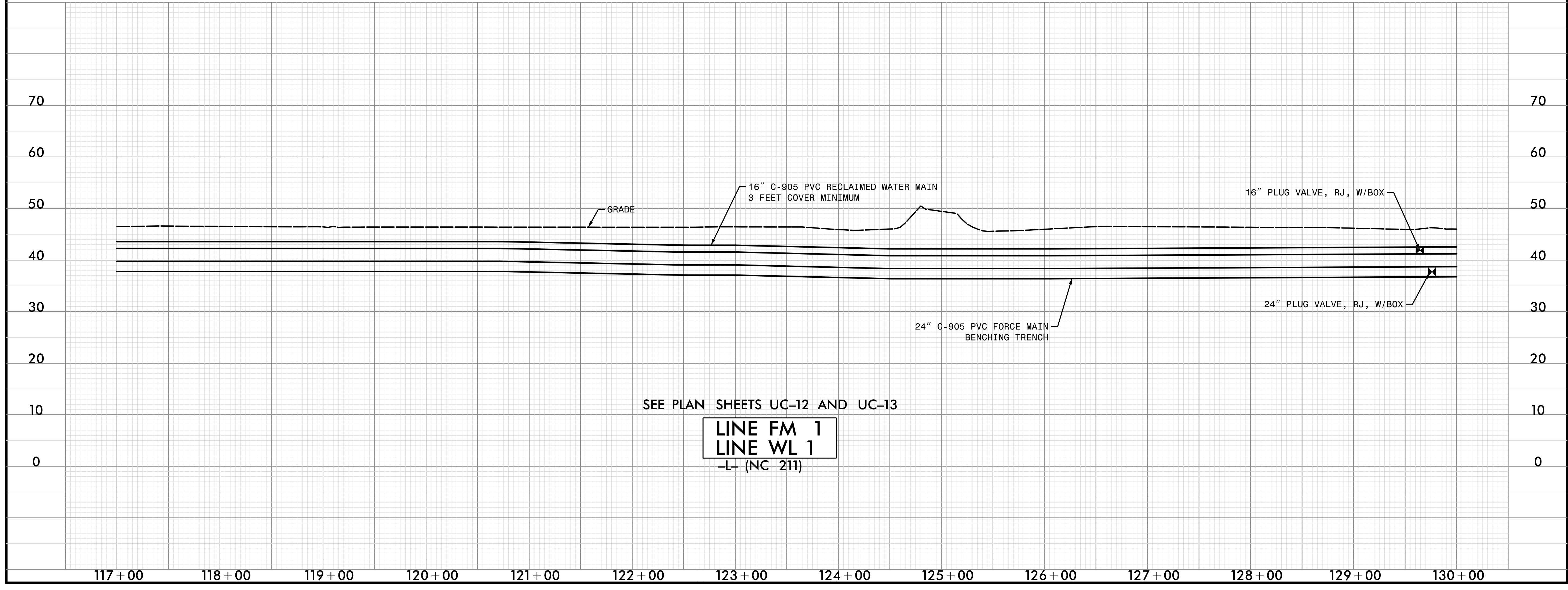
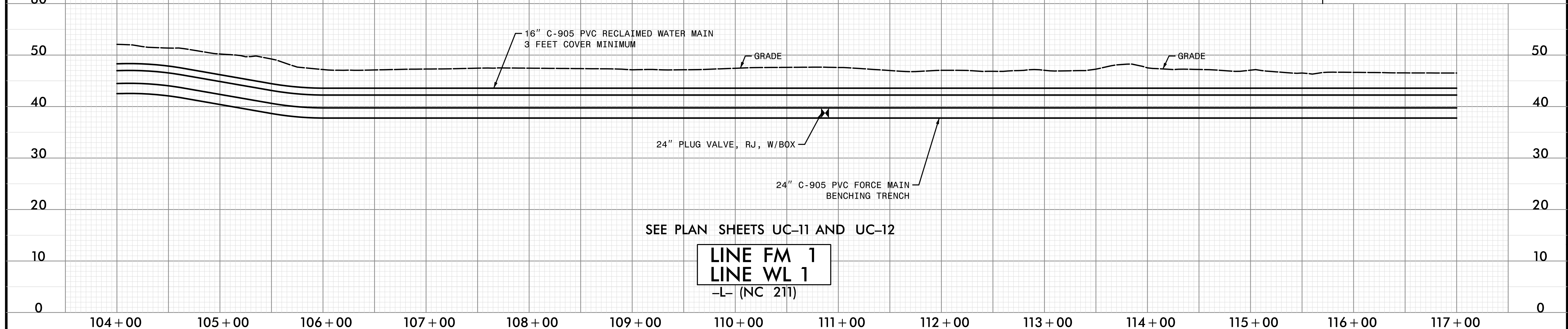
Prepared in the Office of:



AECOM TECHNICAL SERVICES OF NORTH CAROLINA, INC.  
701 CORPORATE CENTER DRIVE, SUITE 475, RALEIGH, NC 27607  
919-854-6200 919-854-6259 (fax)  
F-0342

PROJECT REFERENCE NO. <b>R-5021</b>	SHEET NO. <b>UC-42</b>
DESIGNED BY:	9/9/2021
DRAWN BY:	
CHECKED BY:	
APPROVED BY:	
REVISED:	
NORTH CAROLINA DEPARTMENT OF TRANSPORTATION	
UTILITIES ENGINEERING SEC. PHONE: (919) 707-6690 FAX: (919) 250-4151	
DocuSigned by: <b>D. Stephen Scruggs</b> 957A10CE305E477	

### UTILITY CONSTRUCTION



DATE: 9/13/2021  
TIME: 10:51 PM



DOCUMENT NOT CONSIDERED FINAL  
UNLESS ALL SIGNATURES COMPLETED

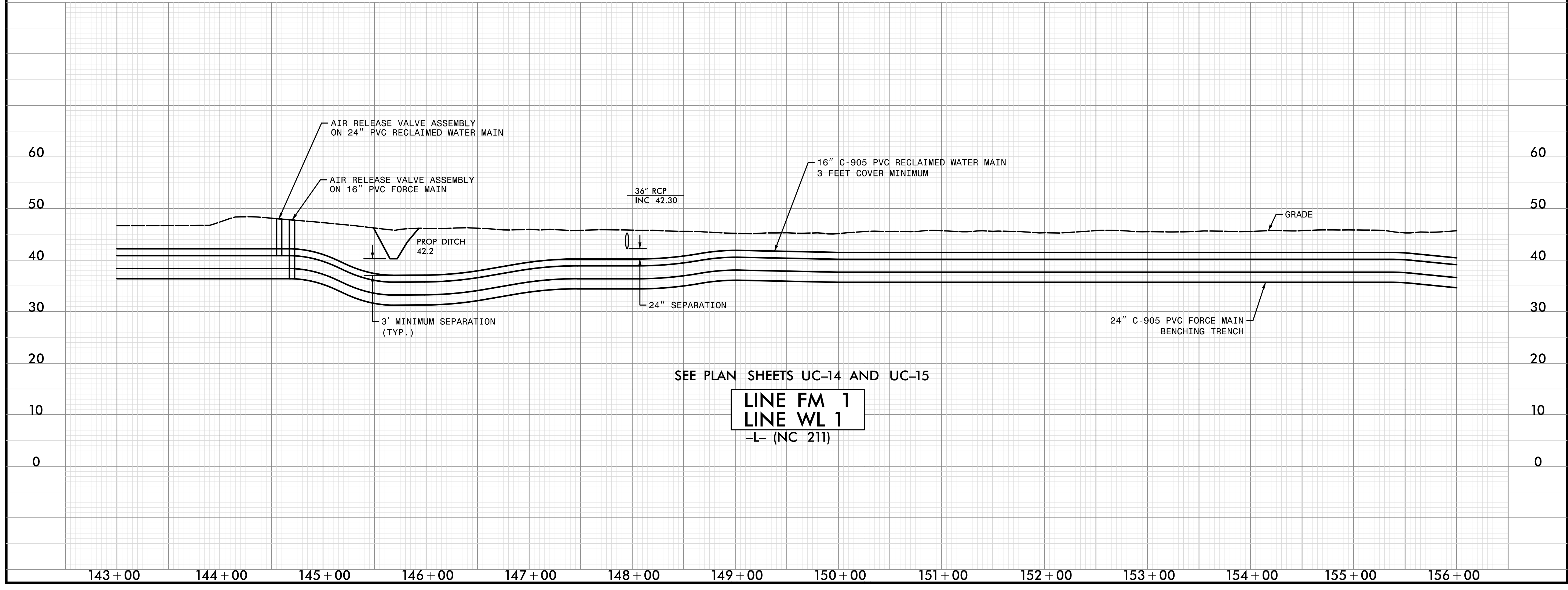
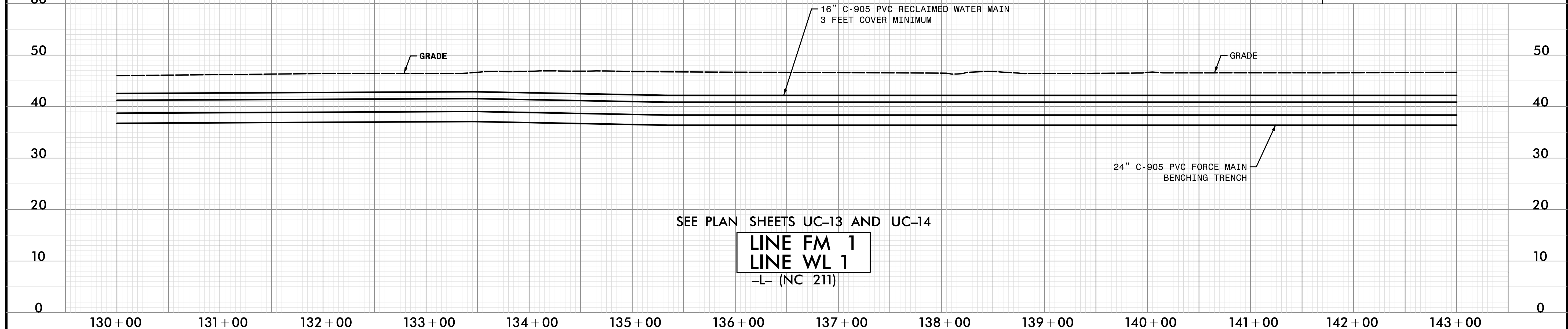
Prepared in the Office of:



AECOM TECHNICAL SERVICES OF NORTH CAROLINA, INC.  
701 CORPORATE CENTER DRIVE, SUITE 475, RALEIGH, NC 27607  
919-854-6200 919-854-6259 (fax)  
F- 0342

PROJECT REFERENCE NO. <b>R-5021</b>	SHEET NO. <b>UC-43</b>
DESIGNED BY:	
DRAWN BY:	
CHECKED BY:	
APPROVED BY:	
REVISED:	
NORTH CAROLINA DEPARTMENT OF TRANSPORTATION	
UTILITIES ENGINEERING SEC. PHONE: (919) 707-6690 FAX: (919) 250-4151	
DocuSigned by: <b>D. Stephen Scruggs</b> 957A10CE3D6E477	

### UTILITY CONSTRUCTION



DATE: 07/17/2021  
TIME: 10:32 PM



DOCUMENT NOT CONSIDERED FINAL  
UNLESS ALL SIGNATURES COMPLETED

Prepared in the Office of:



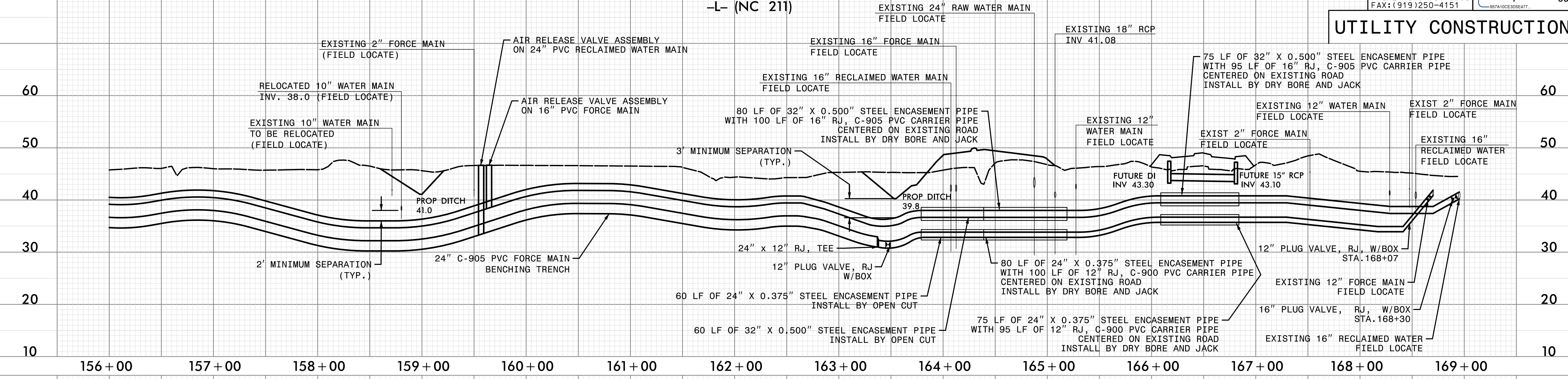
AECOM TECHNICAL SERVICES OF NORTH CAROLINA, INC.  
701 CORPORATE CENTER DRIVE, SUITE 475, RALEIGH, NC 27607  
919-854-6200 919-854-6259 (fax)  
F-0342

PROJECT REFERENCE NO. <b>R-5021</b>	SHEET NO. <b>UC-44</b>
DESIGNED BY:	
DRAWN BY:	
CHECKED BY:	
APPROVED BY:	
REVISED:	
NORTH CAROLINA DEPARTMENT OF TRANSPORTATION UTILITIES ENGINEERING SEC. PHONE: (919) 707-6690 FAX: (919) 250-4151	
Designated by: <b>D. Stephen Scruggs</b> <small>957A10C3D8E477</small>	

SEE PLAN SHEETS UC-15 AND UC-16

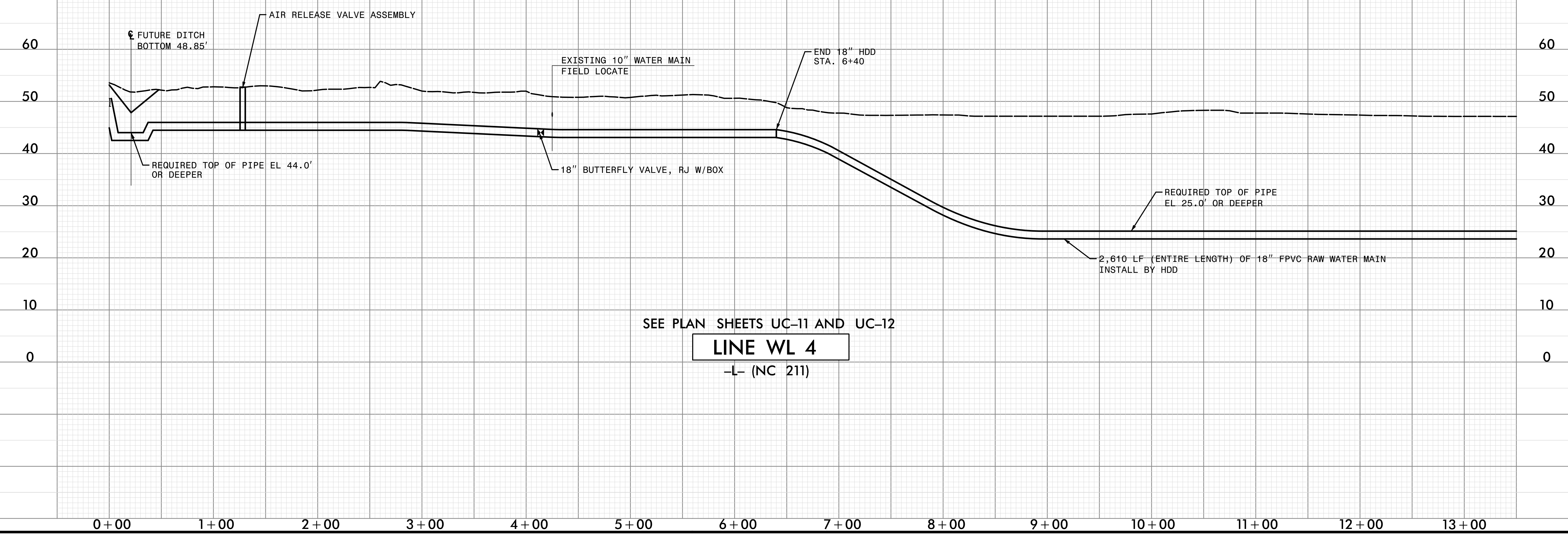
**LINE FM 1**  
**LINE WL 1**  
-L- (NC 211)

**UTILITY CONSTRUCTION**



SEE PLAN SHEETS UC-11 AND UC-12

**LINE WL 4**  
-L- (NC 211)





Designed by:  
D. Stephen Scruggs

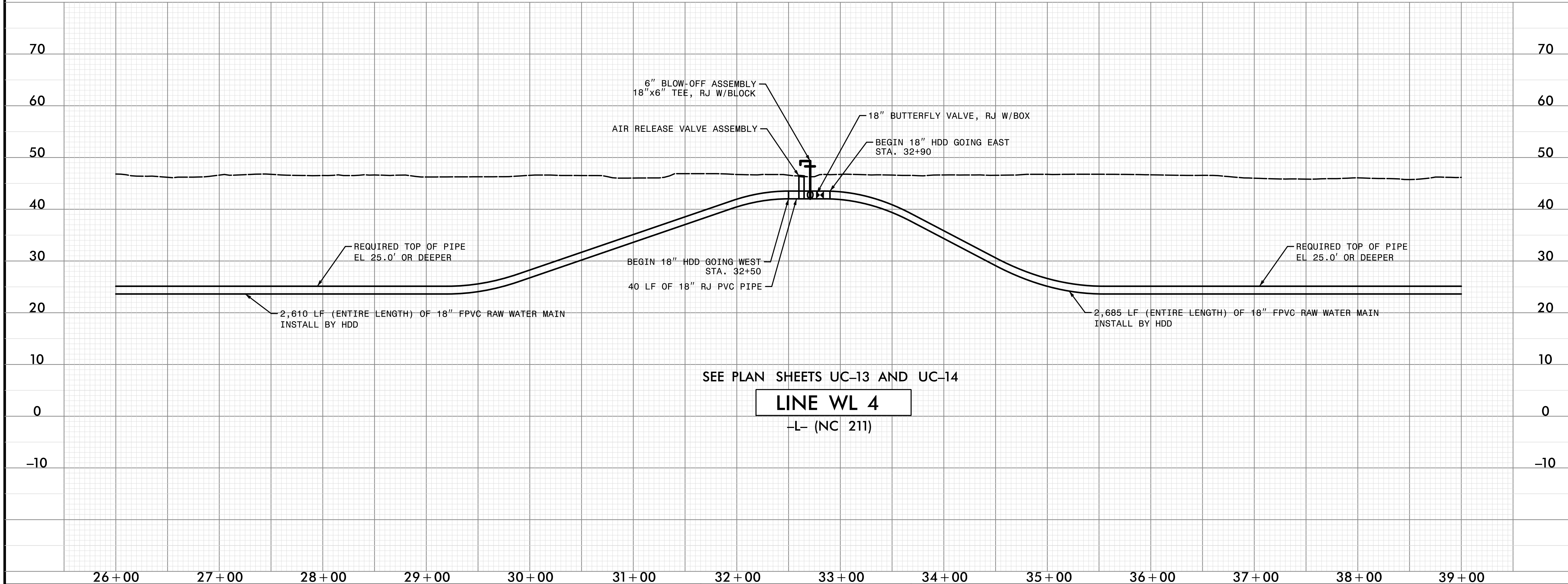
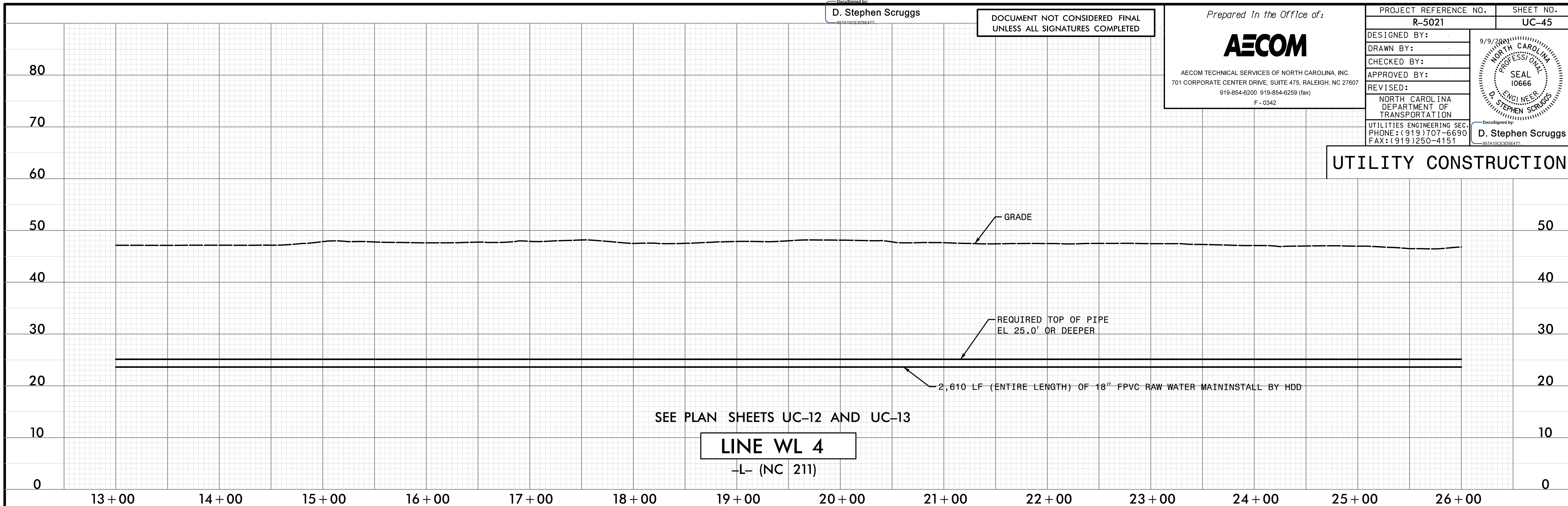
DOCUMENT NOT CONSIDERED FINAL  
UNLESS ALL SIGNATURES COMPLETED

Prepared in the Office of:



PROJECT REFERENCE NO. <b>R-5021</b>	SHEET NO. <b>UC-45</b>
DESIGNED BY:	
DRAWN BY:	
CHECKED BY:	
APPROVED BY:	
REVISED:	
NORTH CAROLINA DEPARTMENT OF TRANSPORTATION	
UTILITIES ENGINEERING SEC. PHONE: (919) 707-6690 FAX: (919) 250-4151	
DocuSigned by: <b>D. Stephen Scruggs</b> 97A10CE3D6477	

### UTILITY CONSTRUCTION



DATE: 8/13/2001  
TIME: 10:26 PM



DOCUMENT NOT CONSIDERED FINAL  
UNLESS ALL SIGNATURES COMPLETED

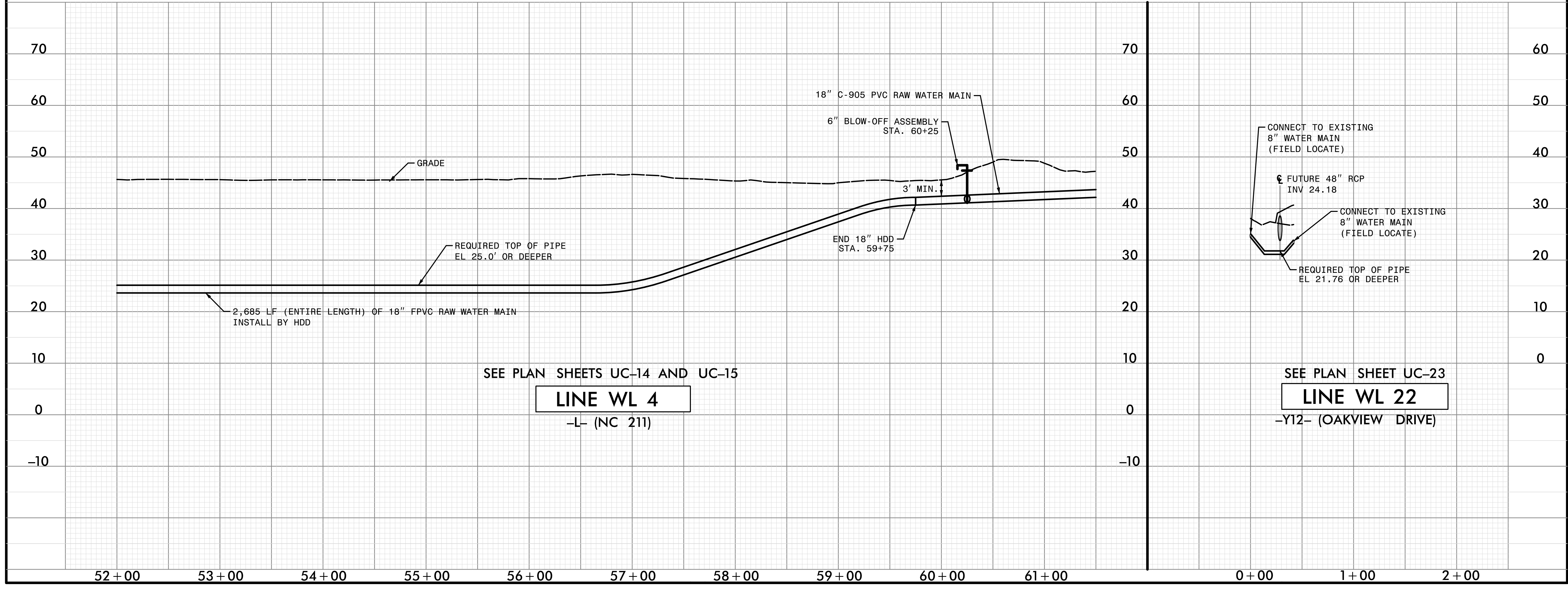
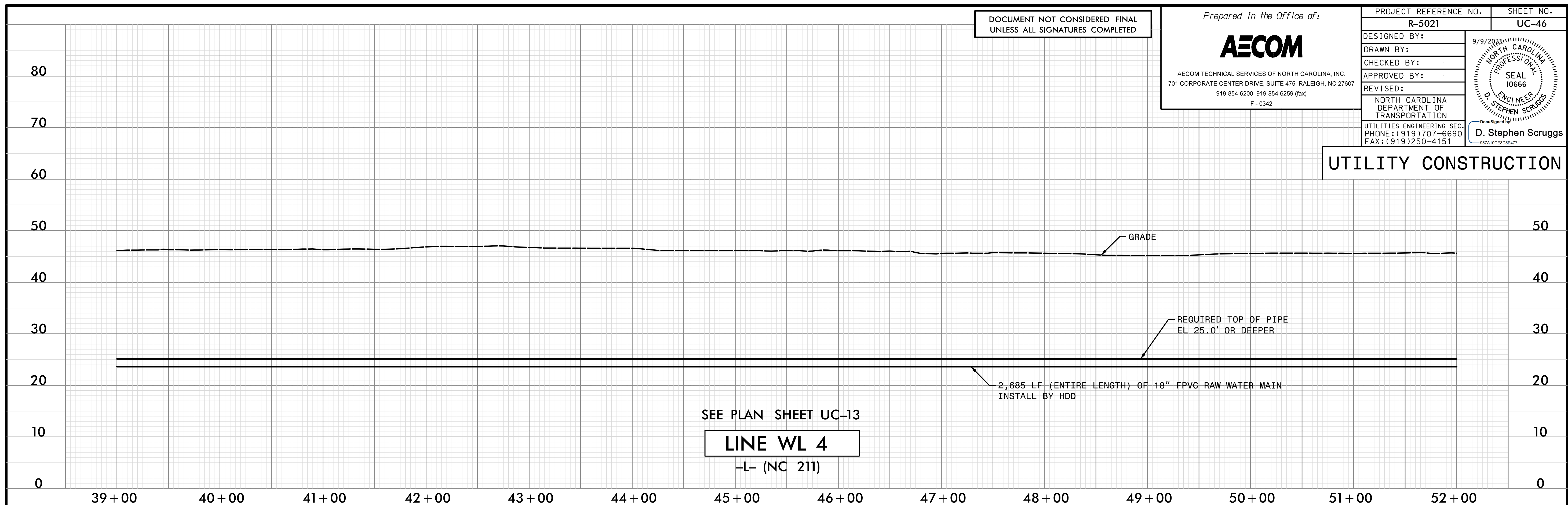
Prepared in the Office of:



AECOM TECHNICAL SERVICES OF NORTH CAROLINA, INC.  
701 CORPORATE CENTER DRIVE, SUITE 475, RALEIGH, NC 27607  
919-854-6200 919-854-6259 (fax)  
F- 0342

PROJECT REFERENCE NO. <b>R-5021</b>	SHEET NO. <b>UC-46</b>
DESIGNED BY:	
DRAWN BY:	
CHECKED BY:	
APPROVED BY:	
REVISED:	
NORTH CAROLINA DEPARTMENT OF TRANSPORTATION UTILITIES ENGINEERING SEC. PHONE: (919) 707-6690 FAX: (919) 250-4151	
9/9/2021 D. Stephen Scruggs <small>957A10CE305E477</small>	

### UTILITY CONSTRUCTION



DATE: 8/17/2021  
TIME: 4:53:39 PM



DOCUMENT NOT CONSIDERED FINAL  
UNLESS ALL SIGNATURES COMPLETED

Prepared In the Office of:



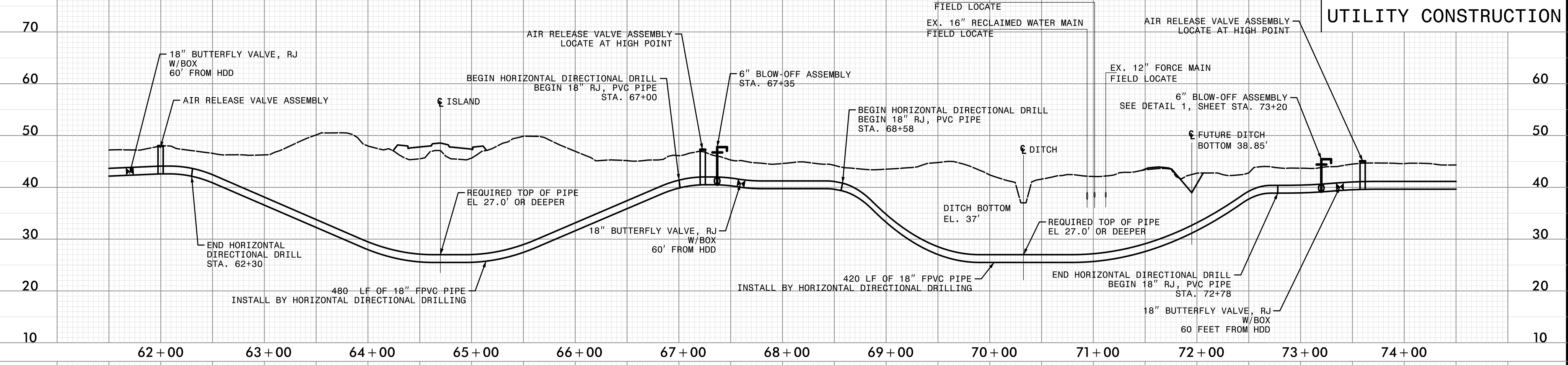
AECOM TECHNICAL SERVICES OF NORTH CAROLINA, INC.  
701 CORPORATE CENTER DRIVE, SUITE 475, RALEIGH, NC 27607  
919-854-6200 919-854-6259 (fax)  
F-0342

PROJECT REFERENCE NO. <b>R-5021</b>	SHEET NO. <b>UC-47</b>
DESIGNED BY:	9/9/2023
DRAWN BY:	
CHECKED BY:	
APPROVED BY:	
REVISED:	
NORTH CAROLINA DEPARTMENT OF TRANSPORTATION	
UTILITIES ENGINEERING SEC. PHONE: (919) 707-6690 FAX: (919) 250-4151	
D. Stephen Scruggs	

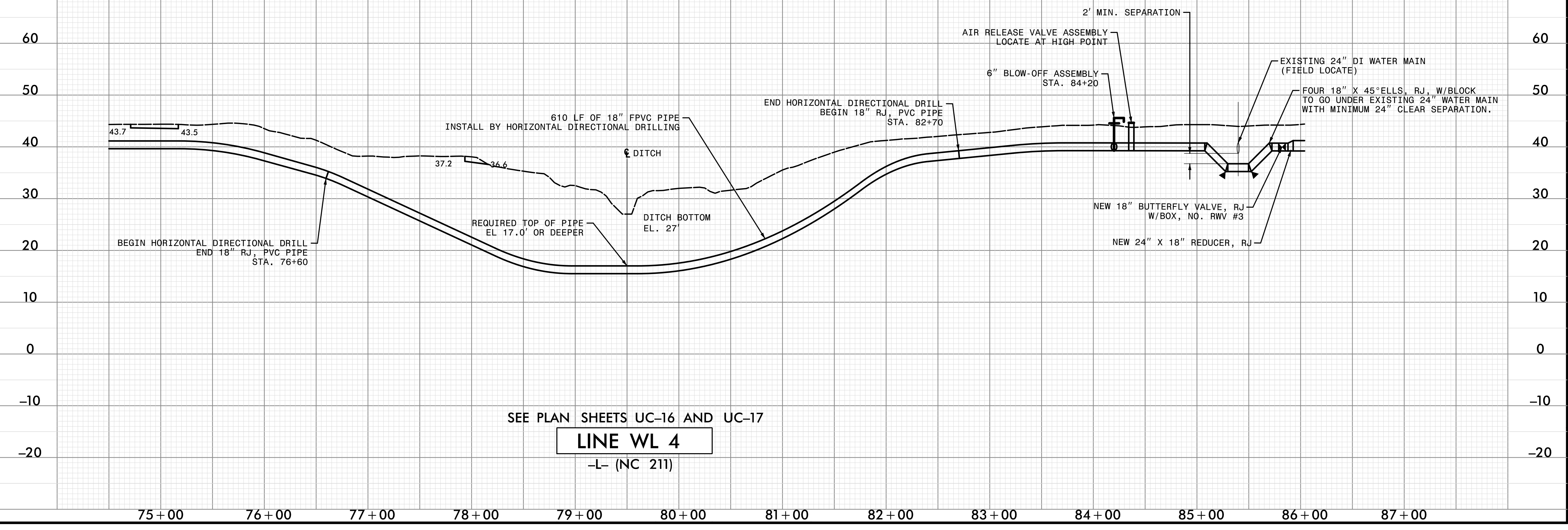
SEE PLAN SHEETS UC-15 AND UC-16

### LINE WL 4

-L- (NC 211)



### UTILITY CONSTRUCTION



SEE PLAN SHEETS UC-16 AND UC-17

### LINE WL 4

-L- (NC 211)



DOCUMENT NOT CONSIDERED FINAL  
UNLESS ALL SIGNATURES COMPLETED

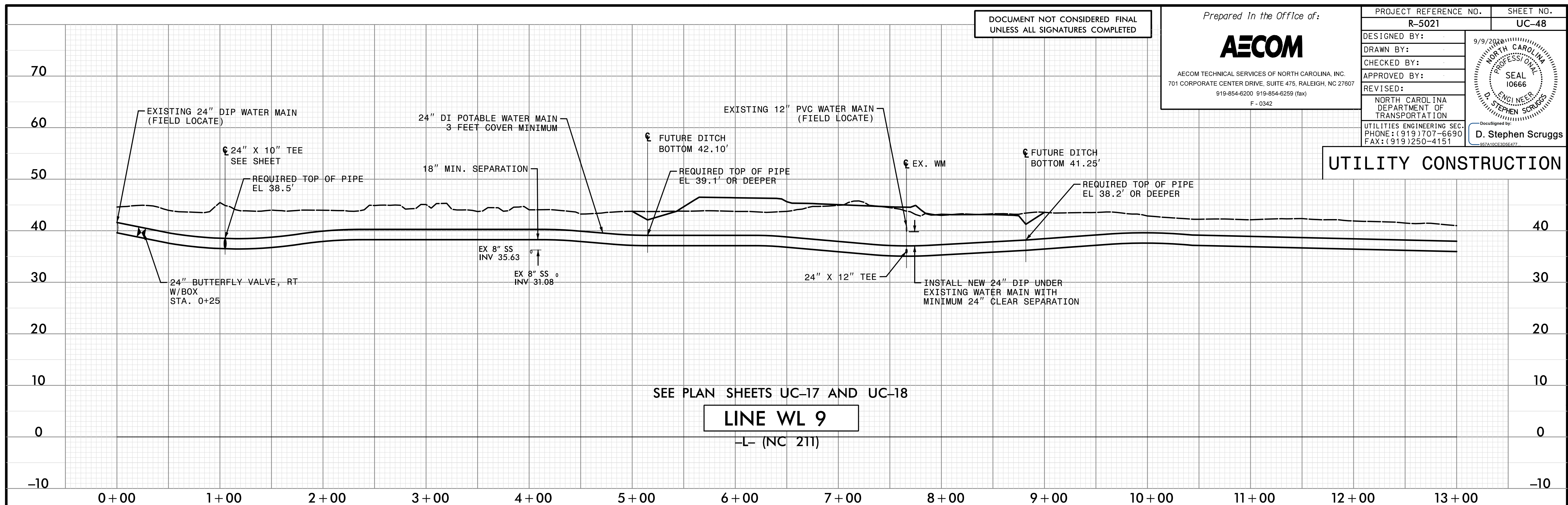
Prepared In the Office of:



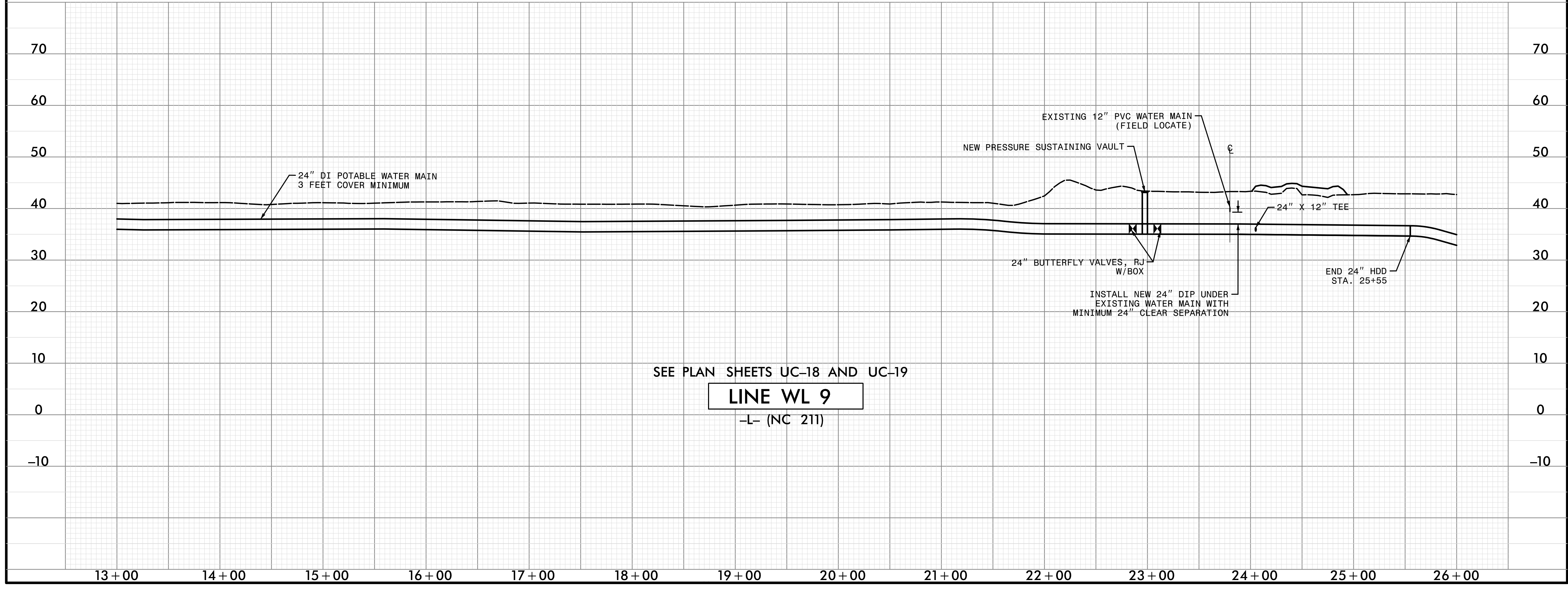
AECOM TECHNICAL SERVICES OF NORTH CAROLINA, INC.  
701 CORPORATE CENTER DRIVE, SUITE 475, RALEIGH, NC 27607  
919-854-6200 919-854-6259 (fax)  
F-0342

PROJECT REFERENCE NO. <b>R-5021</b>	SHEET NO. <b>UC-48</b>
DESIGNED BY:	
DRAWN BY:	
CHECKED BY:	
APPROVED BY:	
REVISED:	
NORTH CAROLINA DEPARTMENT OF TRANSPORTATION UTILITIES ENGINEERING SEC. PHONE: (919) 707-6690 FAX: (919) 250-4151	
DocuSigned by: <b>D. Stephen Scruggs</b> <small>997A10E3305E477</small>	

### UTILITY CONSTRUCTION



SEE PLAN SHEETS UC-17 AND UC-18  
**LINE WL 9**  
-L- (NC 211)



SEE PLAN SHEETS UC-18 AND UC-19  
**LINE WL 9**  
-L- (NC 211)



DOCUMENT NOT CONSIDERED FINAL  
UNLESS ALL SIGNATURES COMPLETED

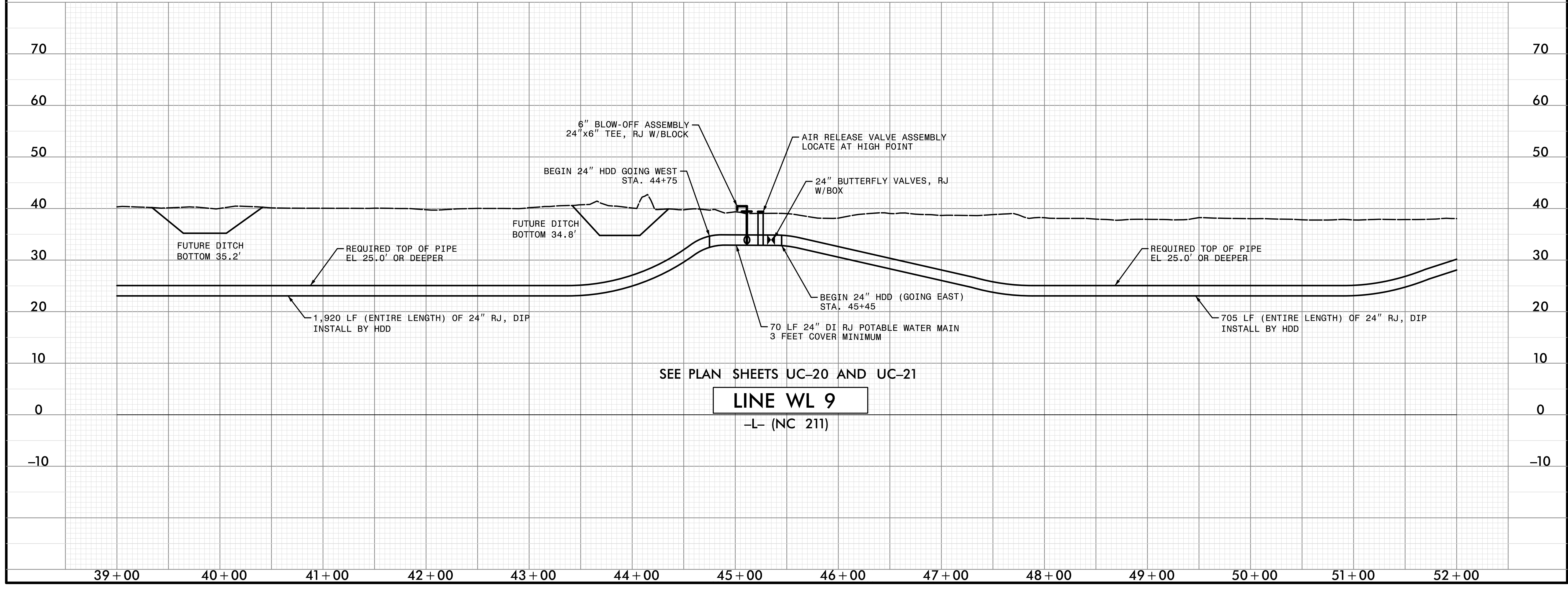
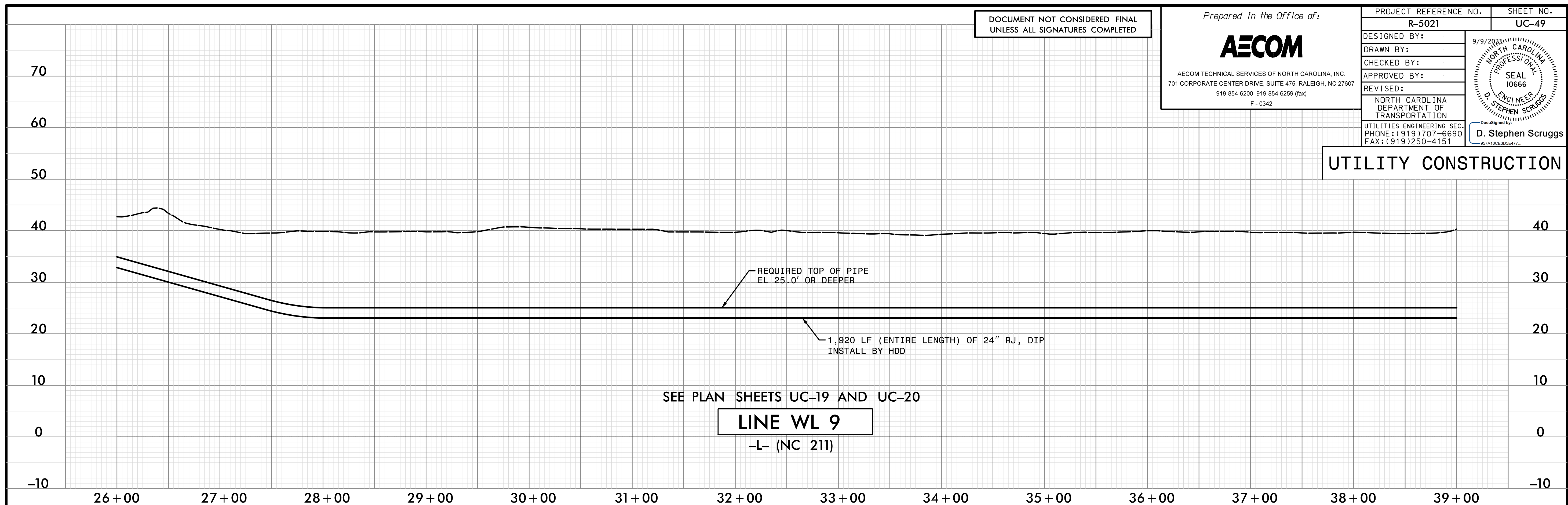
Prepared in the Office of:



AECOM TECHNICAL SERVICES OF NORTH CAROLINA, INC.  
701 CORPORATE CENTER DRIVE, SUITE 475, RALEIGH, NC 27607  
919-854-6200 919-854-6259 (fax)  
F-0342

PROJECT REFERENCE NO. <b>R-5021</b>	SHEET NO. <b>UC-49</b>
DESIGNED BY:	
DRAWN BY:	
CHECKED BY:	
APPROVED BY:	
REVISED:	
NORTH CAROLINA DEPARTMENT OF TRANSPORTATION UTILITIES ENGINEERING SEC. PHONE: (919) 707-6690 FAX: (919) 250-4151	
DocuSigned by: <b>D. Stephen Scruggs</b> <small>957A10CE305E477</small>	

### UTILITY CONSTRUCTION



DATE: 8/17/2021  
TIME: 1:06:39 PM



DOCUMENT NOT CONSIDERED FINAL  
UNLESS ALL SIGNATURES COMPLETED

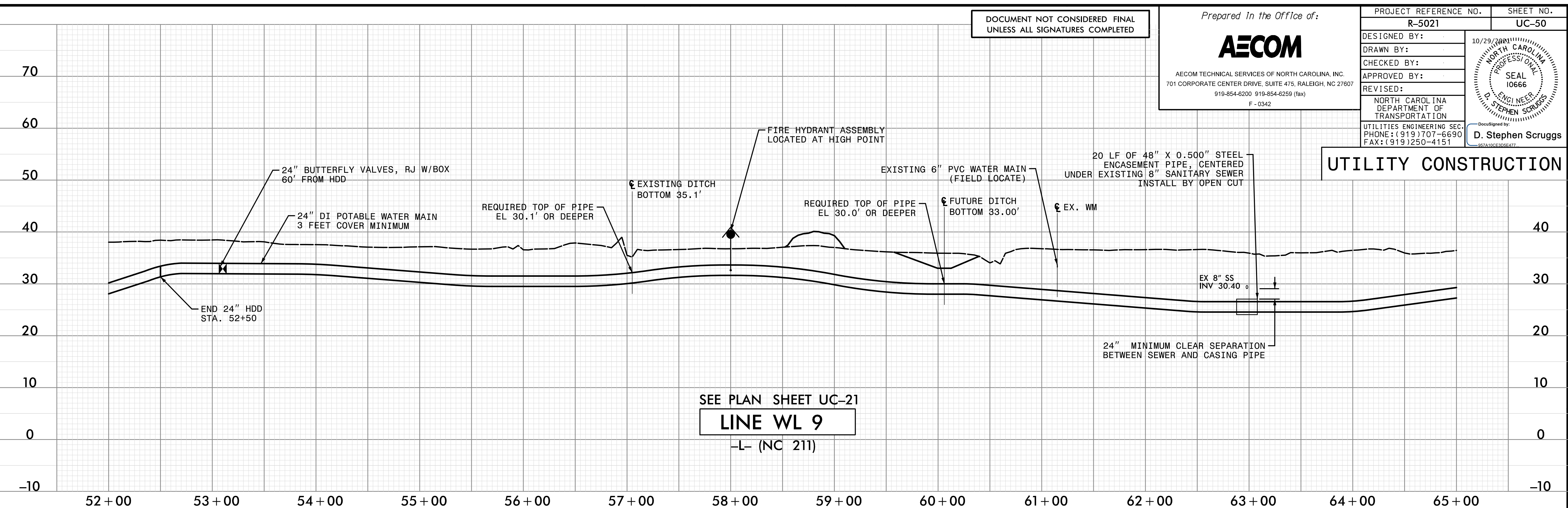
Prepared in the Office of:



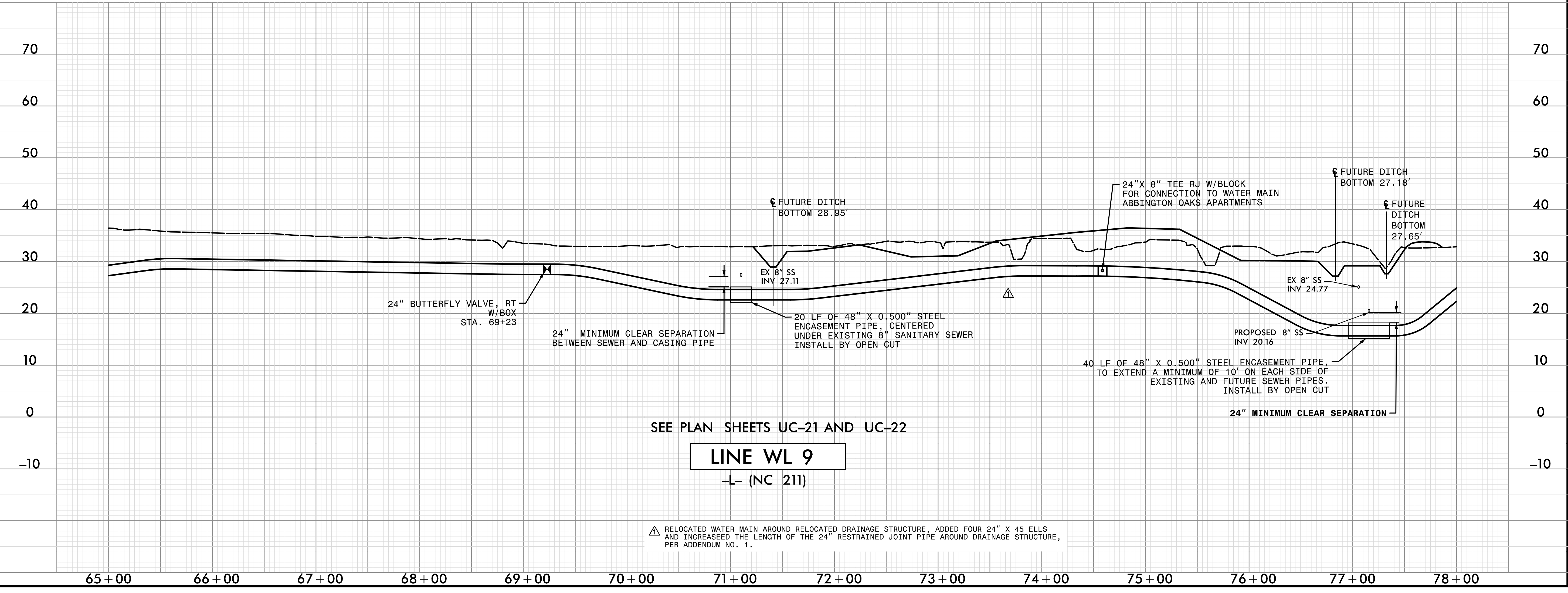
AECOM TECHNICAL SERVICES OF NORTH CAROLINA, INC.  
701 CORPORATE CENTER DRIVE, SUITE 475, RALEIGH, NC 27607  
919-854-6200 919-854-6259 (fax)  
F-0342

PROJECT REFERENCE NO. <b>R-5021</b>	SHEET NO. <b>UC-50</b>
DESIGNED BY:	10/29/2001
DRAWN BY:	
CHECKED BY:	
APPROVED BY:	
REVISED:	
NORTH CAROLINA DEPARTMENT OF TRANSPORTATION	
UTILITIES ENGINEERING SEC. PHONE: (919) 707-6690 FAX: (919) 250-4151	
DocuSigned by: <b>D. Stephen Scruggs</b> 927A10CE306477	

### UTILITY CONSTRUCTION



SEE PLAN SHEET UC-21  
**LINE WL 9**  
-L- (NC 211)



SEE PLAN SHEETS UC-21 AND UC-22  
**LINE WL 9**  
-L- (NC 211)

△ RELOCATED WATER MAIN AROUND RELOCATED DRAINAGE STRUCTURE. ADDED FOUR 24" X 45 ELLS AND INCREASED THE LENGTH OF THE 24" RESTRAINED JOINT PIPE AROUND DRAINAGE STRUCTURE, PER ADDENDUM NO. 1.

DATE: 10/21/2001  
TIME: 3:52:31 PM



DOCUMENT NOT CONSIDERED FINAL  
UNLESS ALL SIGNATURES COMPLETED

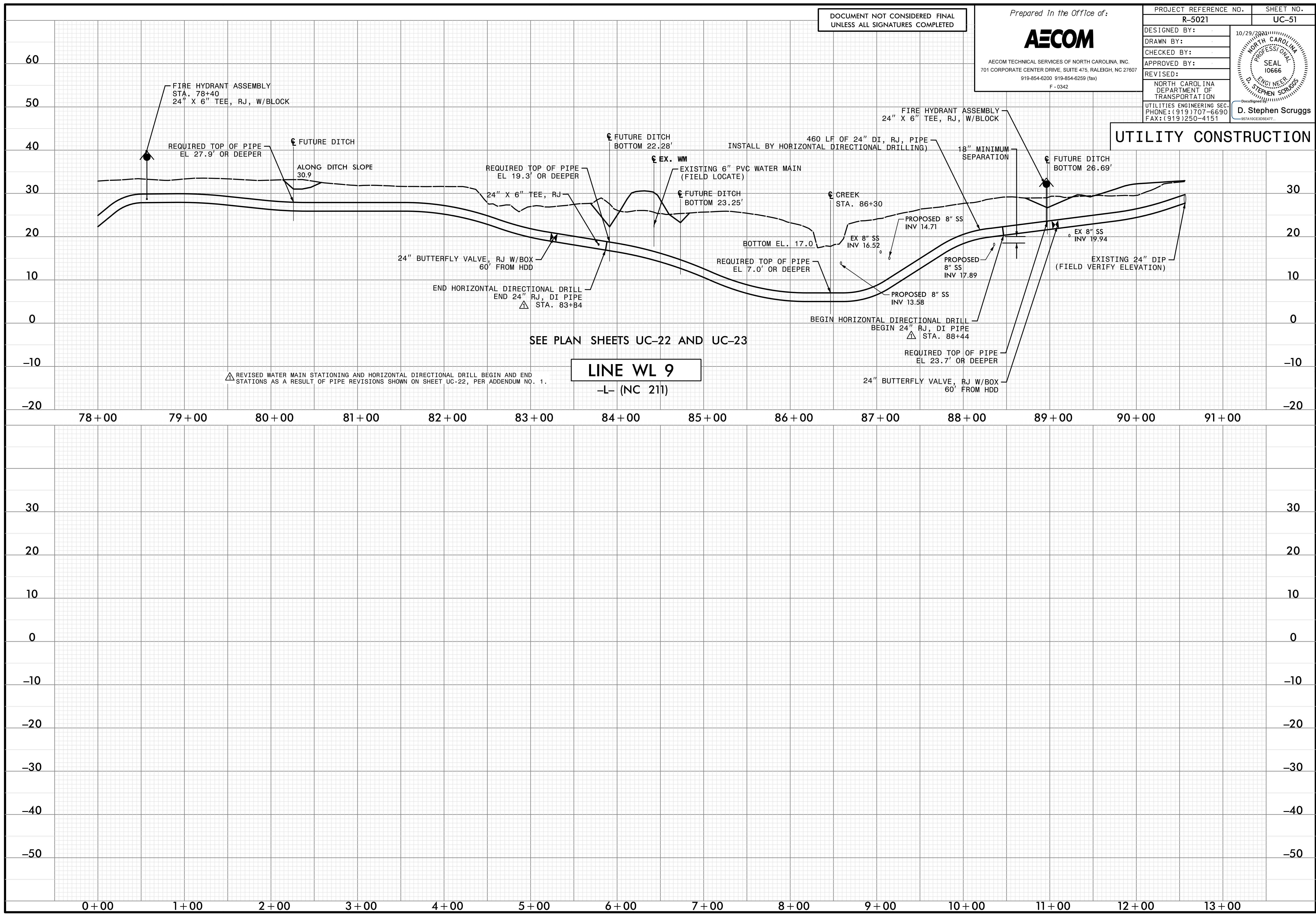
Prepared in the Office of:



AECOM TECHNICAL SERVICES OF NORTH CAROLINA, INC.  
701 CORPORATE CENTER DRIVE, SUITE 475, RALEIGH, NC 27607  
919-854-6200 919-854-6259 (fax)  
F-0342

PROJECT REFERENCE NO. <b>R-5021</b>	SHEET NO. <b>UC-51</b>
DESIGNED BY:	10/29/2021
DRAWN BY:	
CHECKED BY:	
APPROVED BY:	
REVISED:	
NORTH CAROLINA DEPARTMENT OF TRANSPORTATION	
UTILITIES ENGINEERING SEC. PHONE: (919) 707-6690 FAX: (919) 250-4151	
D. Stephen Scruggs	

### UTILITY CONSTRUCTION



DATE: 10/26/2021  
TIME: 10:25:05 AM



DOCUMENT NOT CONSIDERED FINAL  
UNLESS ALL SIGNATURES COMPLETED

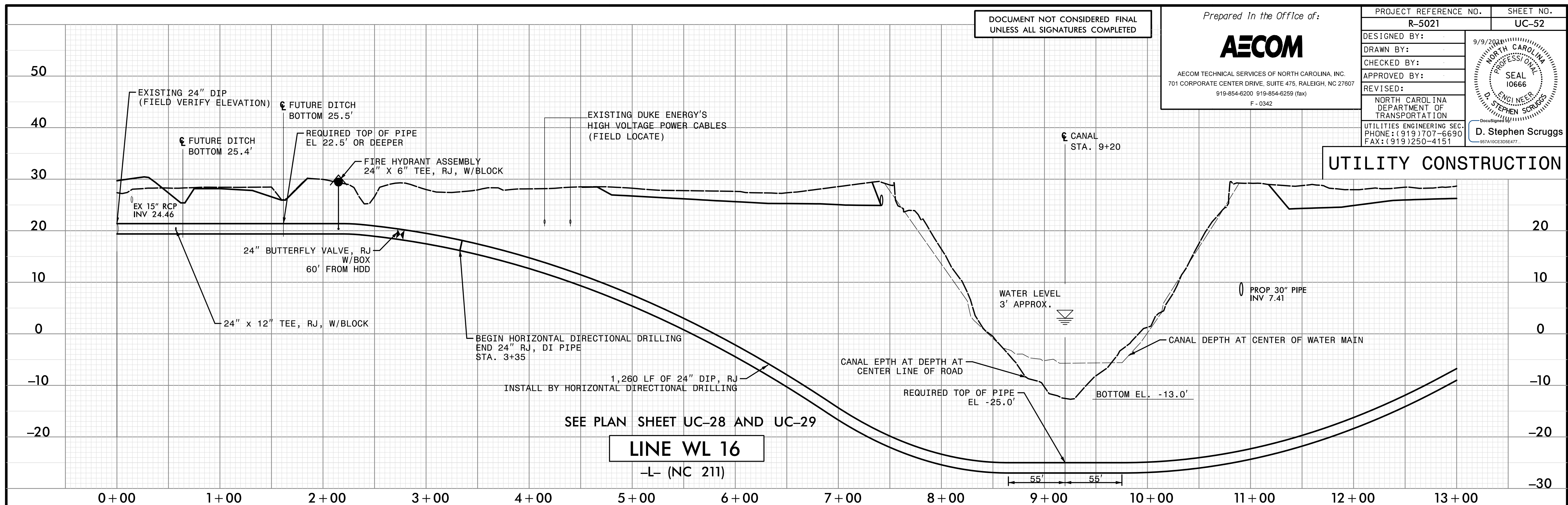
Prepared in the Office of:



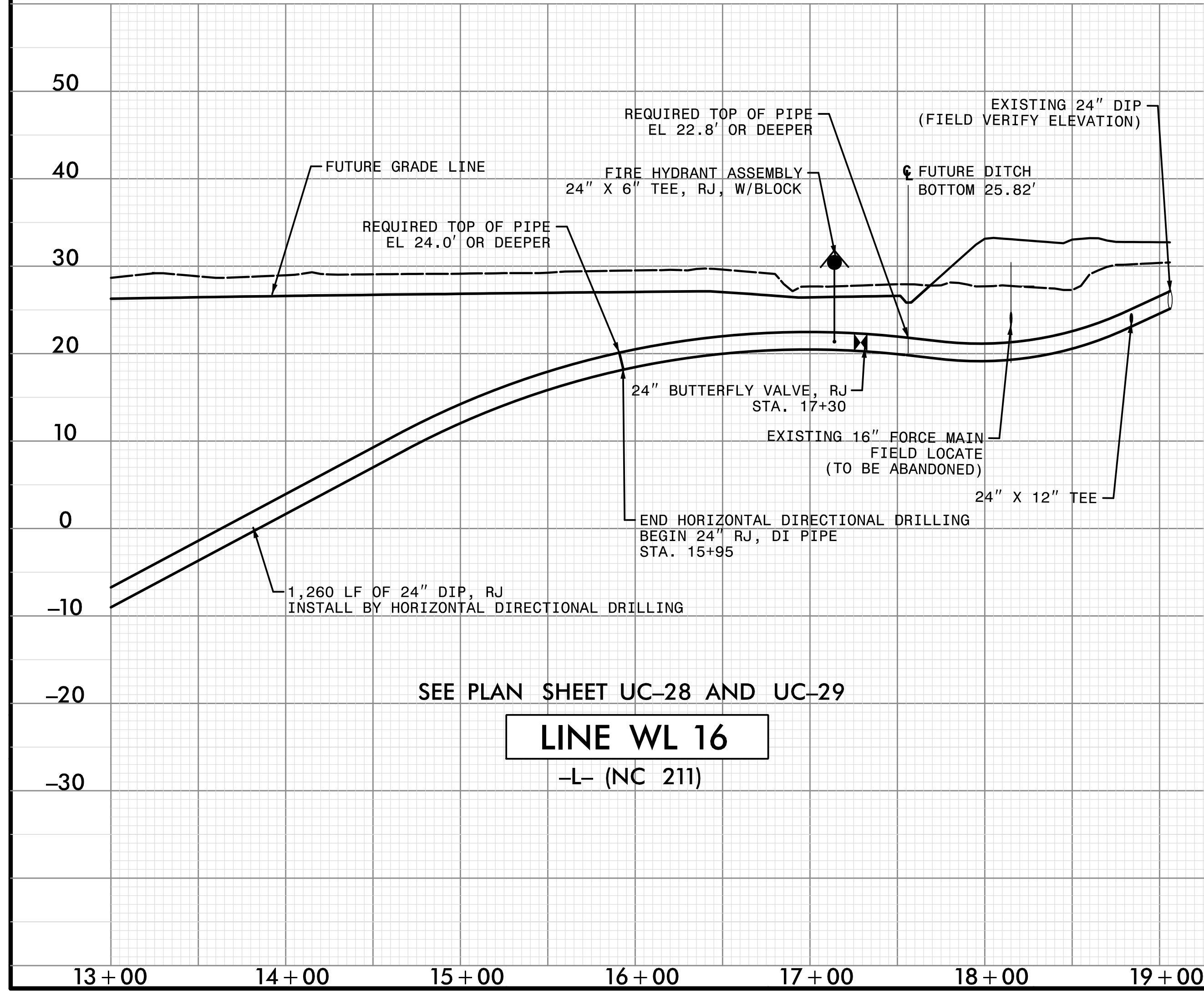
AECOM TECHNICAL SERVICES OF NORTH CAROLINA, INC.  
701 CORPORATE CENTER DRIVE, SUITE 475, RALEIGH, NC 27607  
919-854-6200 919-854-6259 (fax)  
F-0342

PROJECT REFERENCE NO. <b>R-5021</b>	SHEET NO. <b>UC-52</b>
DESIGNED BY:	
DRAWN BY:	
CHECKED BY:	
APPROVED BY:	
REVISED:	
NORTH CAROLINA DEPARTMENT OF TRANSPORTATION UTILITIES ENGINEERING SEC. PHONE: (919) 707-6690 FAX: (919) 250-4151	
<b>D. Stephen Scruggs</b> <small>987A10CE305E477</small>	

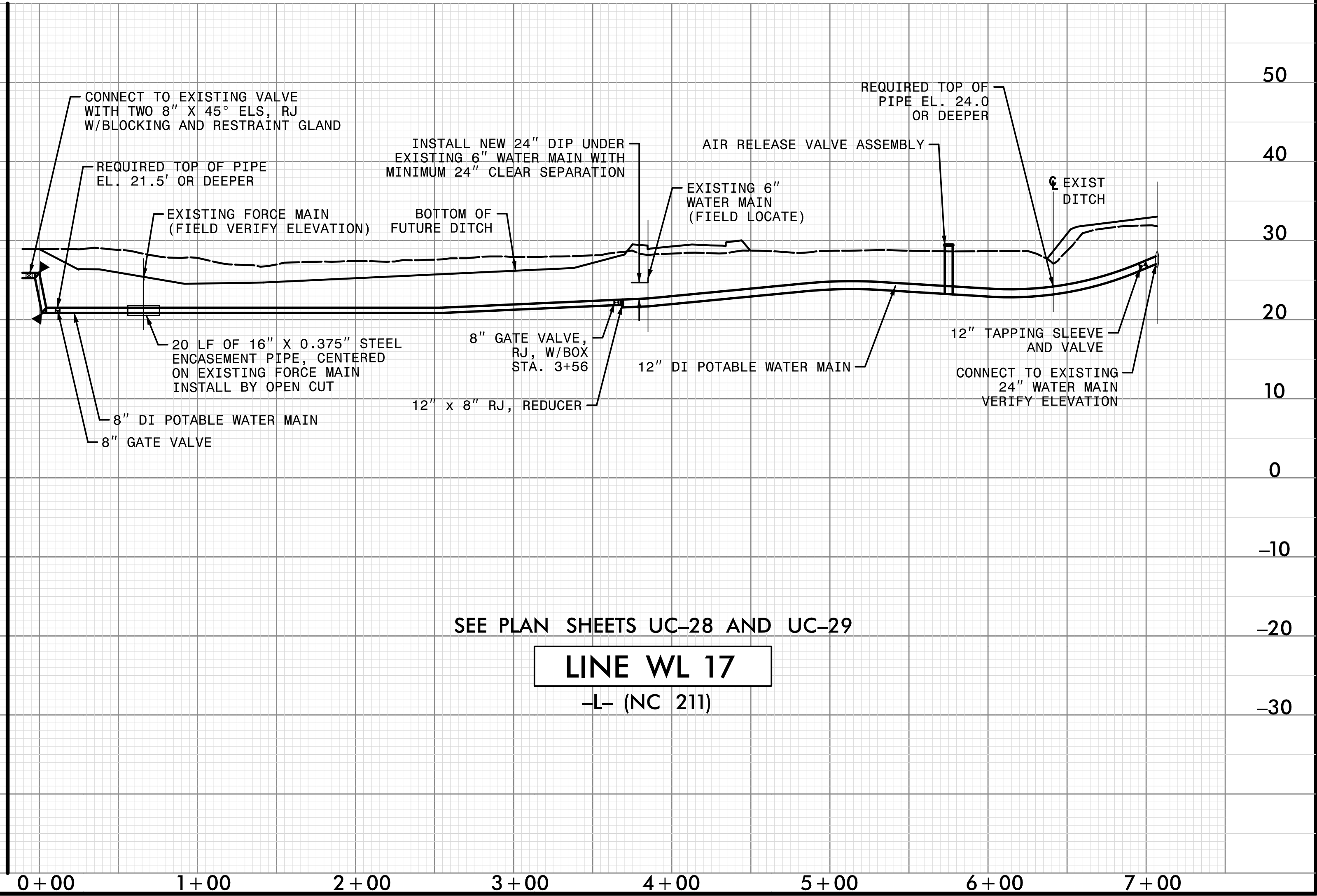
### UTILITY CONSTRUCTION



**LINE WL 16**  
-L- (NC 211)



**LINE WL 16**  
-L- (NC 211)



**LINE WL 17**  
-L- (NC 211)

DATE: 8/17/2021  
TIME: 12:28:59 PM



DOCUMENT NOT CONSIDERED FINAL  
UNLESS ALL SIGNATURES COMPLETED

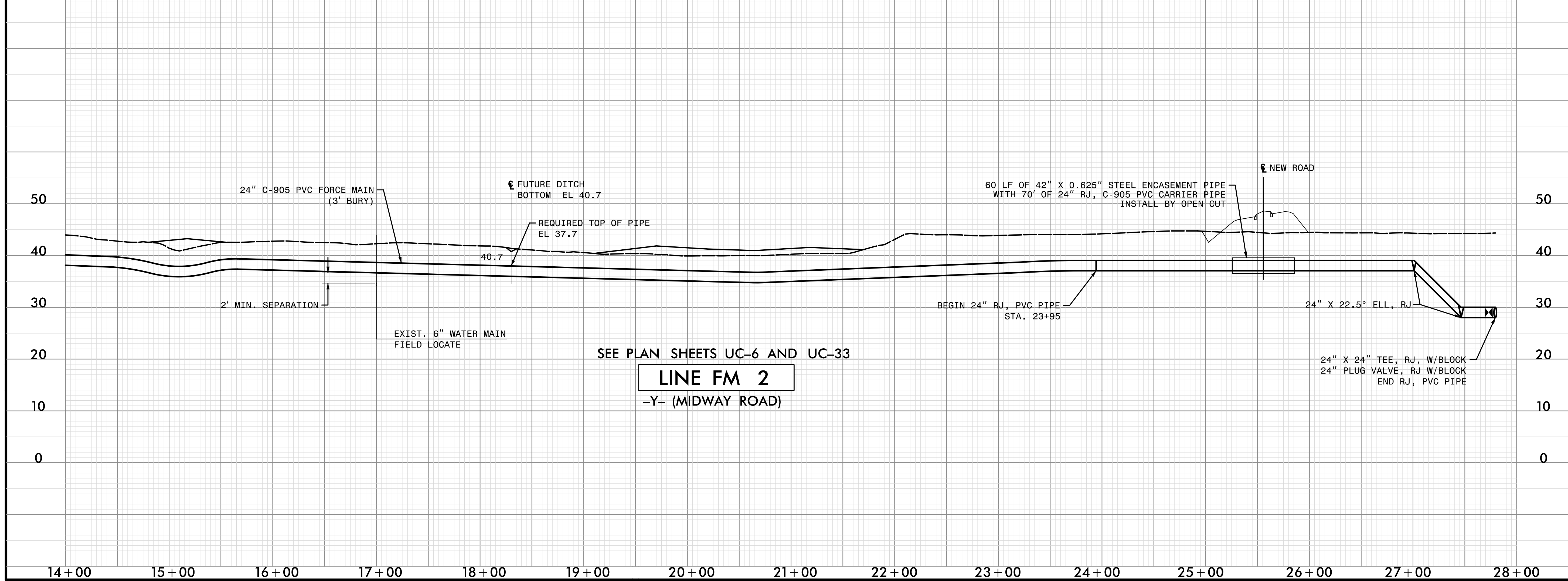
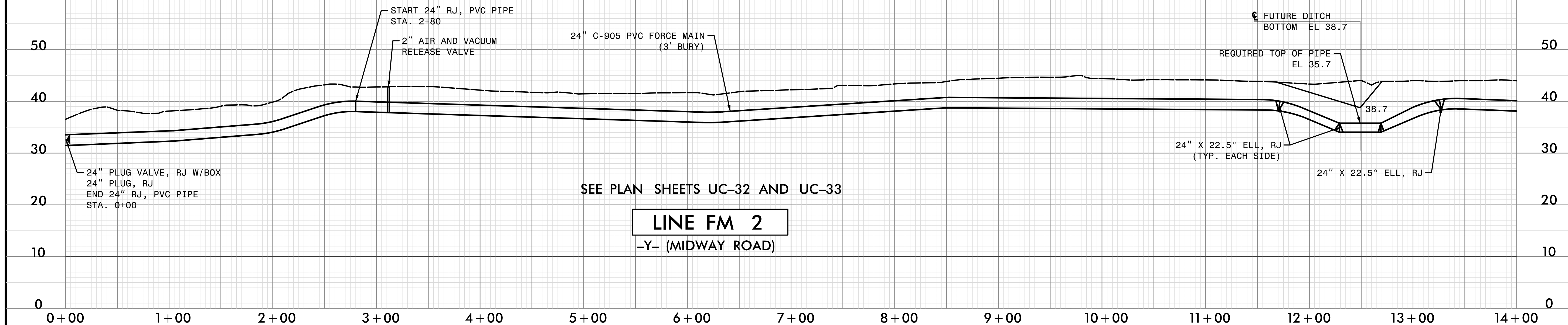
Prepared in the Office of:



AECOM TECHNICAL SERVICES OF NORTH CAROLINA, INC.  
701 CORPORATE CENTER DRIVE, SUITE 475, RALEIGH, NC 27607  
919-854-6200 919-854-6259 (fax)  
F-0342

PROJECT REFERENCE NO. <b>R-5021</b>	SHEET NO. <b>UC-53</b>
DESIGNED BY:	
DRAWN BY:	
CHECKED BY:	
APPROVED BY:	
REVISED:	
NORTH CAROLINA DEPARTMENT OF TRANSPORTATION UTILITIES ENGINEERING SEC. PHONE: (919) 707-6690 FAX: (919) 250-4151	
<b>D. Stephen Scruggs</b> <small>957A10CE305E477</small>	

### UTILITY CONSTRUCTION



DATE: 6/20/2021  
TIME: 9:02:38 AM



DOCUMENT NOT CONSIDERED FINAL  
UNLESS ALL SIGNATURES COMPLETED

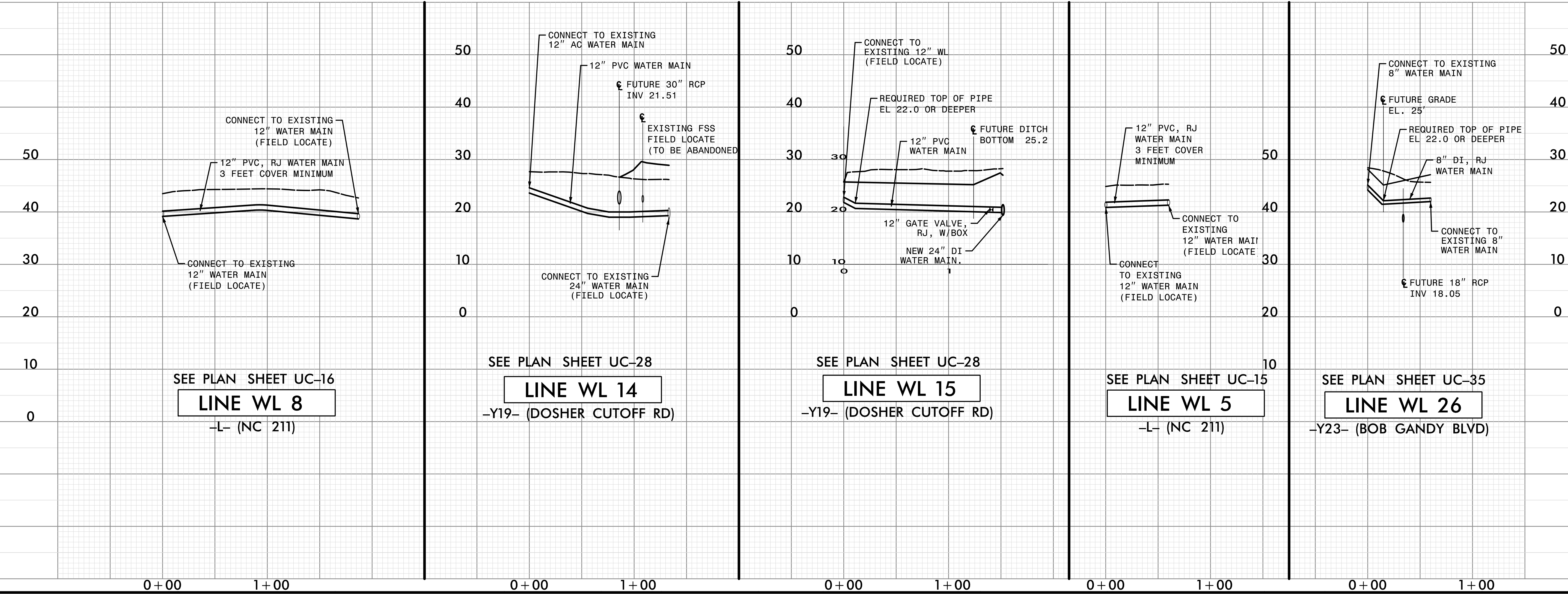
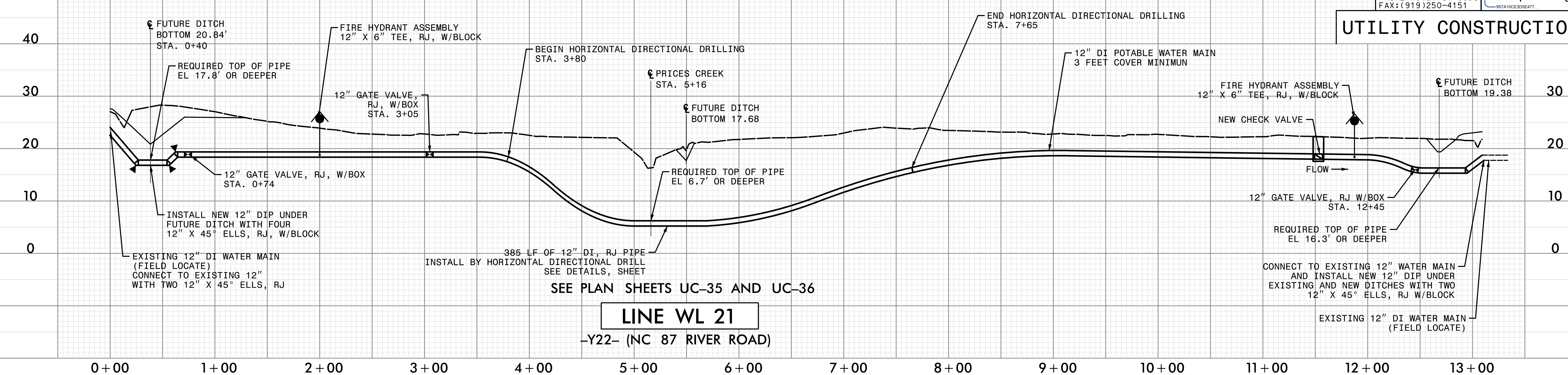
Prepared in the Office of:



AECOM TECHNICAL SERVICES OF NORTH CAROLINA, INC.  
701 CORPORATE CENTER DRIVE, SUITE 475, RALEIGH, NC 27607  
919-854-6200 919-854-6259 (fax)  
F-0342

PROJECT REFERENCE NO. <b>R-5021</b>	SHEET NO. <b>UC-54</b>
DESIGNED BY:	9/9/2021
DRAWN BY:	
CHECKED BY:	
APPROVED BY:	
REVISED:	
NORTH CAROLINA DEPARTMENT OF TRANSPORTATION	
UTILITIES ENGINEERING SEC. PHONE: (919) 707-6690 FAX: (919) 250-4151	
D. Stephen Scruggs	

### UTILITY CONSTRUCTION





DOCUMENT NOT CONSIDERED FINAL  
UNLESS ALL SIGNATURES COMPLETED

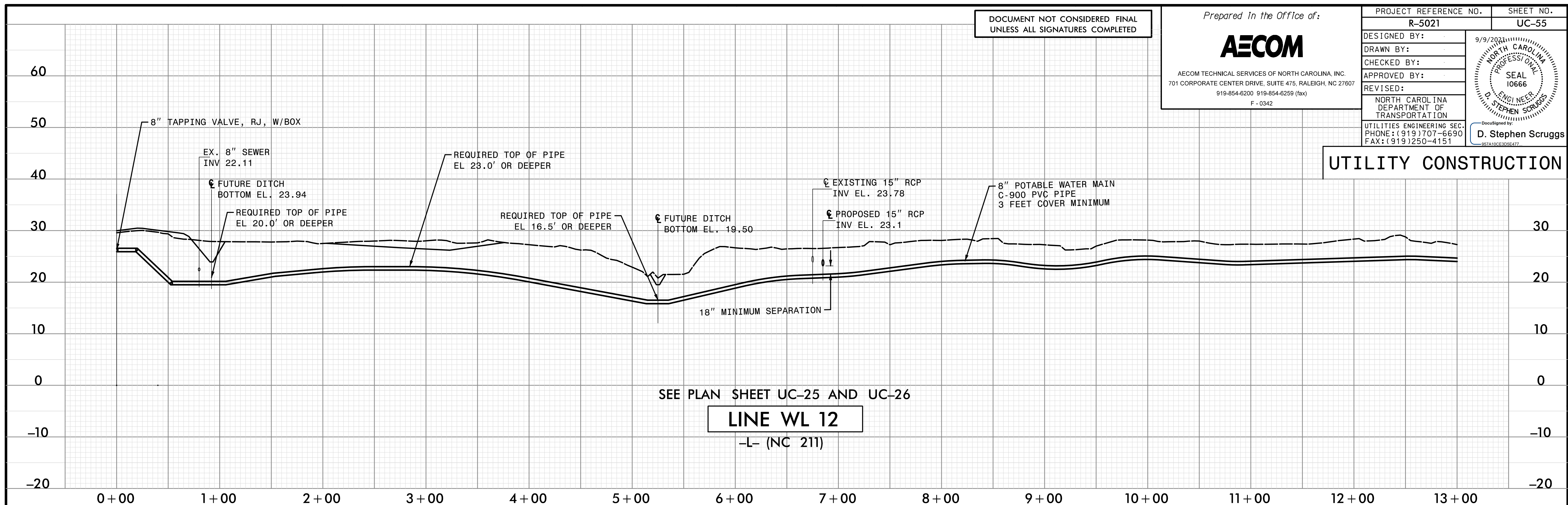
Prepared In the Office of:



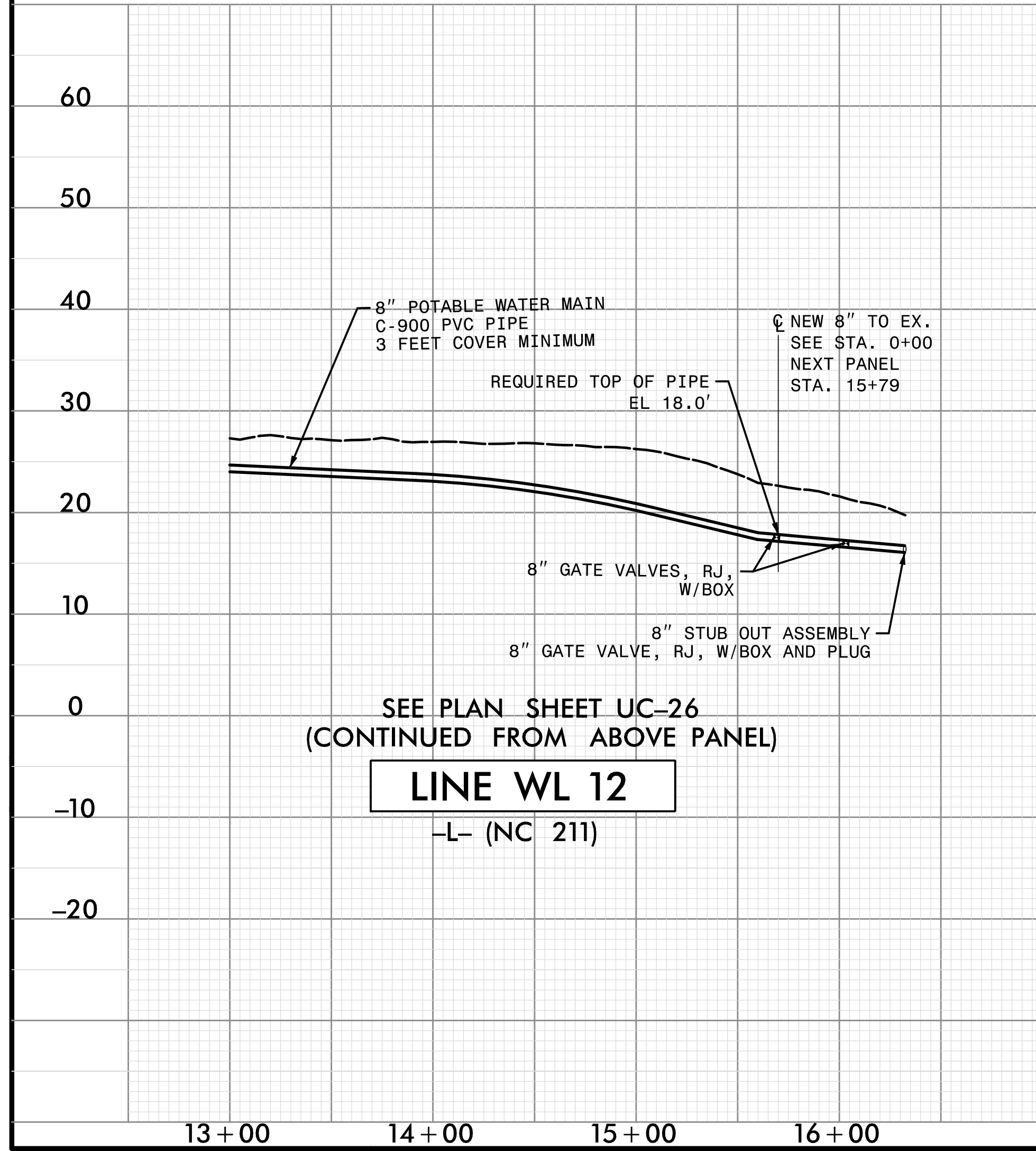
AECOM TECHNICAL SERVICES OF NORTH CAROLINA, INC.  
701 CORPORATE CENTER DRIVE, SUITE 475, RALEIGH, NC 27607  
919-854-6200 919-854-6259 (fax)  
F-0342

PROJECT REFERENCE NO. <b>R-5021</b>	SHEET NO. <b>UC-55</b>
DESIGNED BY:	
DRAWN BY:	
CHECKED BY:	
APPROVED BY:	
REVISED:	
NORTH CAROLINA DEPARTMENT OF TRANSPORTATION UTILITIES ENGINEERING SEC. PHONE: (919) 707-6690 FAX: (919) 250-4151	
DocuSigned by: <b>D. Stephen Scruggs</b> <small>957A10CE3D5E477</small>	

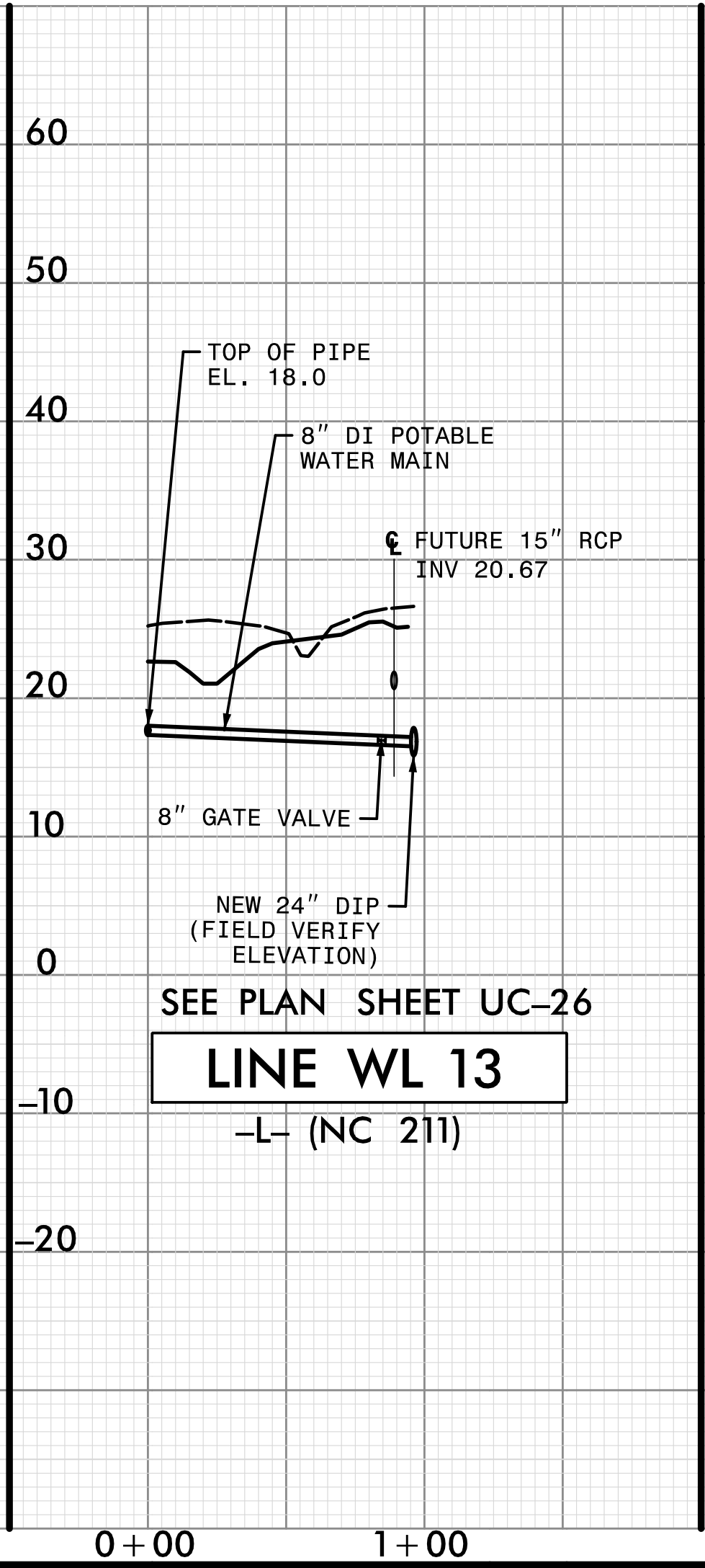
### UTILITY CONSTRUCTION



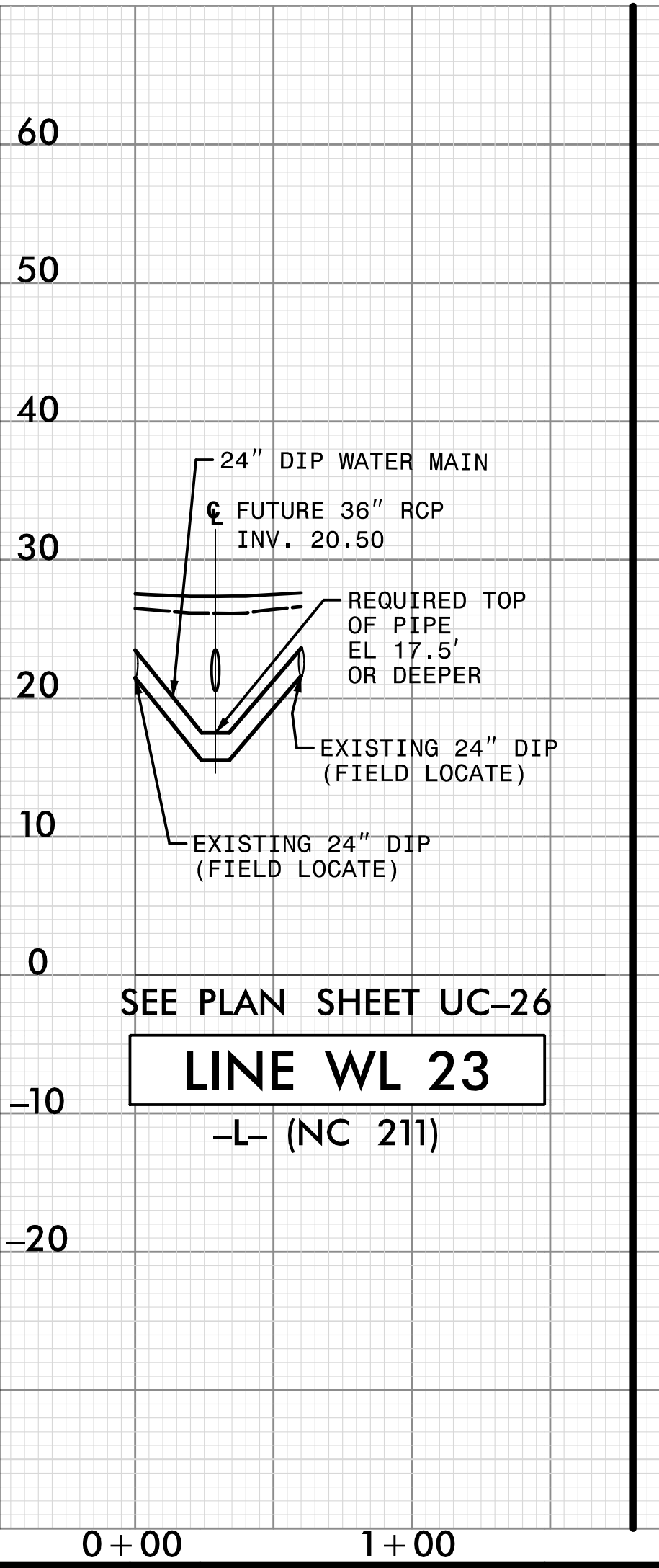
SEE PLAN SHEET UC-25 AND UC-26  
**LINE WL 12**  
 -L- (NC 211)



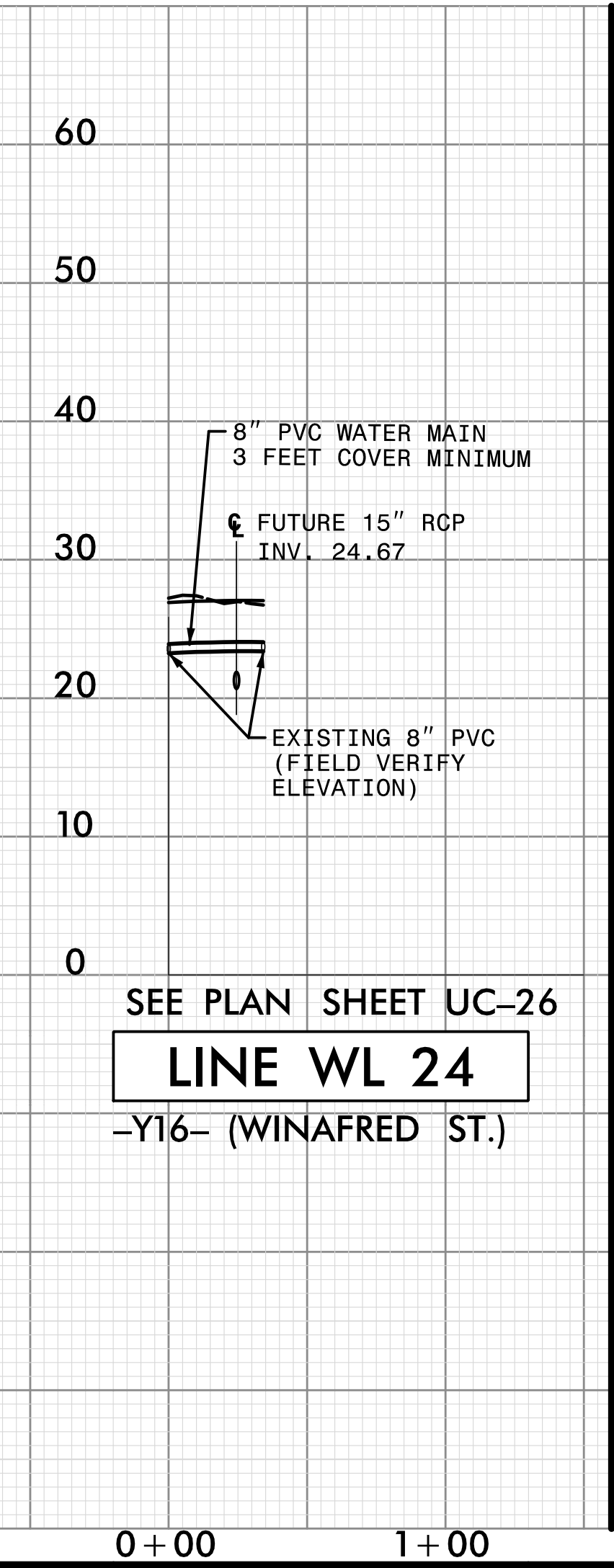
SEE PLAN SHEET UC-26  
 (CONTINUED FROM ABOVE PANEL)  
**LINE WL 12**  
 -L- (NC 211)



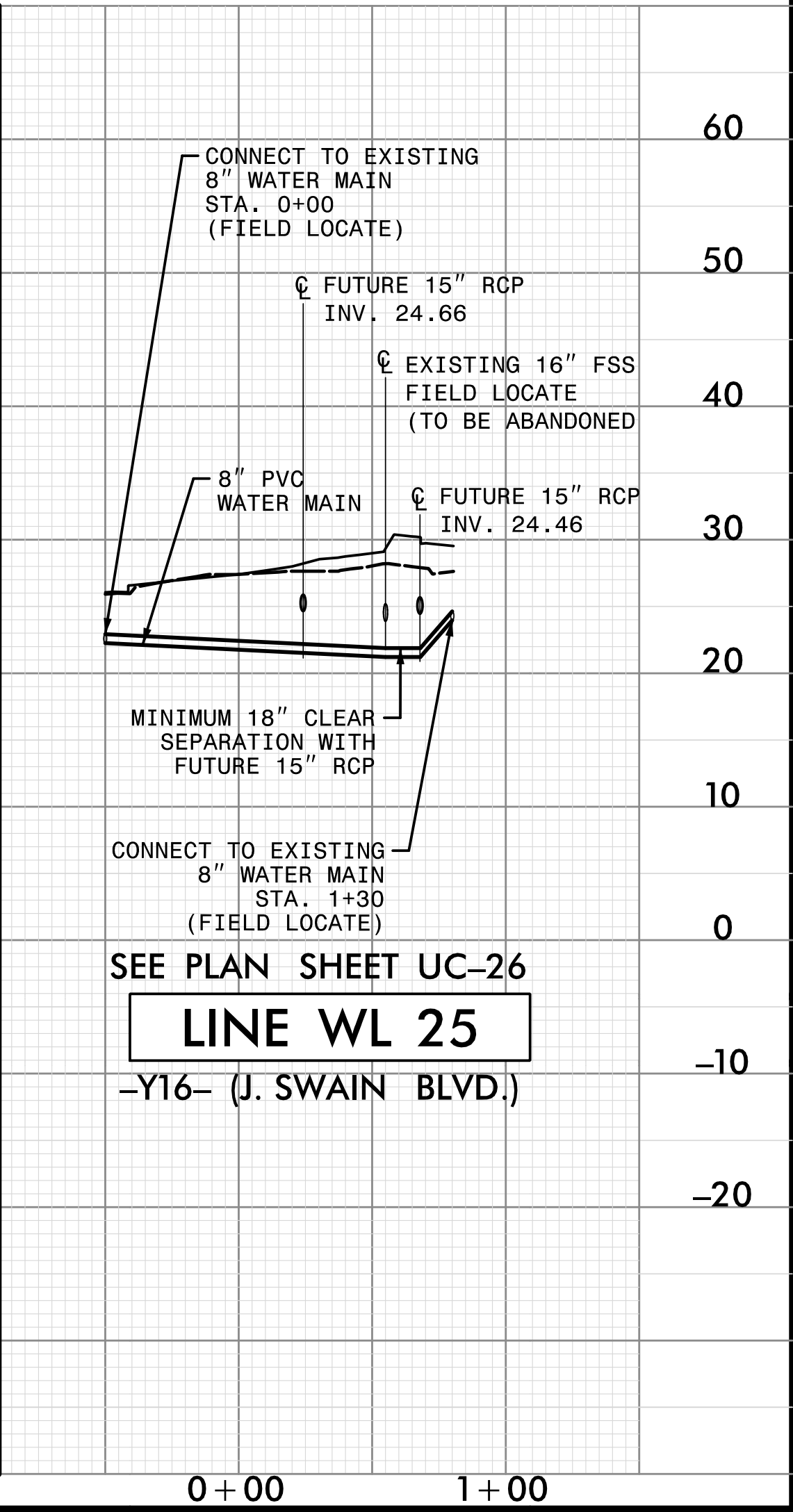
SEE PLAN SHEET UC-26  
**LINE WL 13**  
 -L- (NC 211)



SEE PLAN SHEET UC-26  
**LINE WL 23**  
 -L- (NC 211)



SEE PLAN SHEET UC-26  
**LINE WL 24**  
 -Y16- (WINAFRED ST.)



SEE PLAN SHEET UC-26  
**LINE WL 25**  
 -Y16- (J. SWAIN BLVD.)



DOCUMENT NOT CONSIDERED FINAL  
UNLESS ALL SIGNATURES COMPLETED

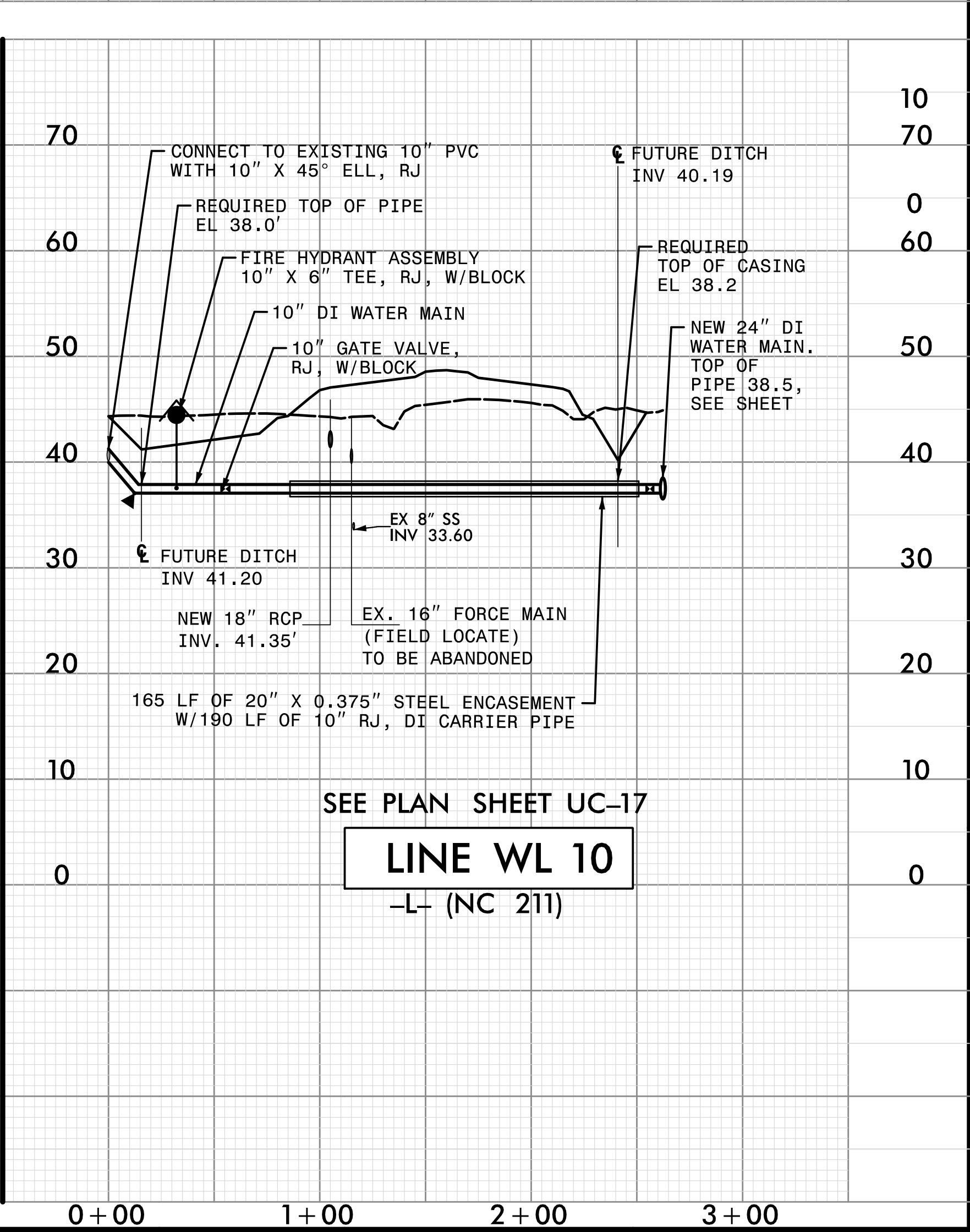
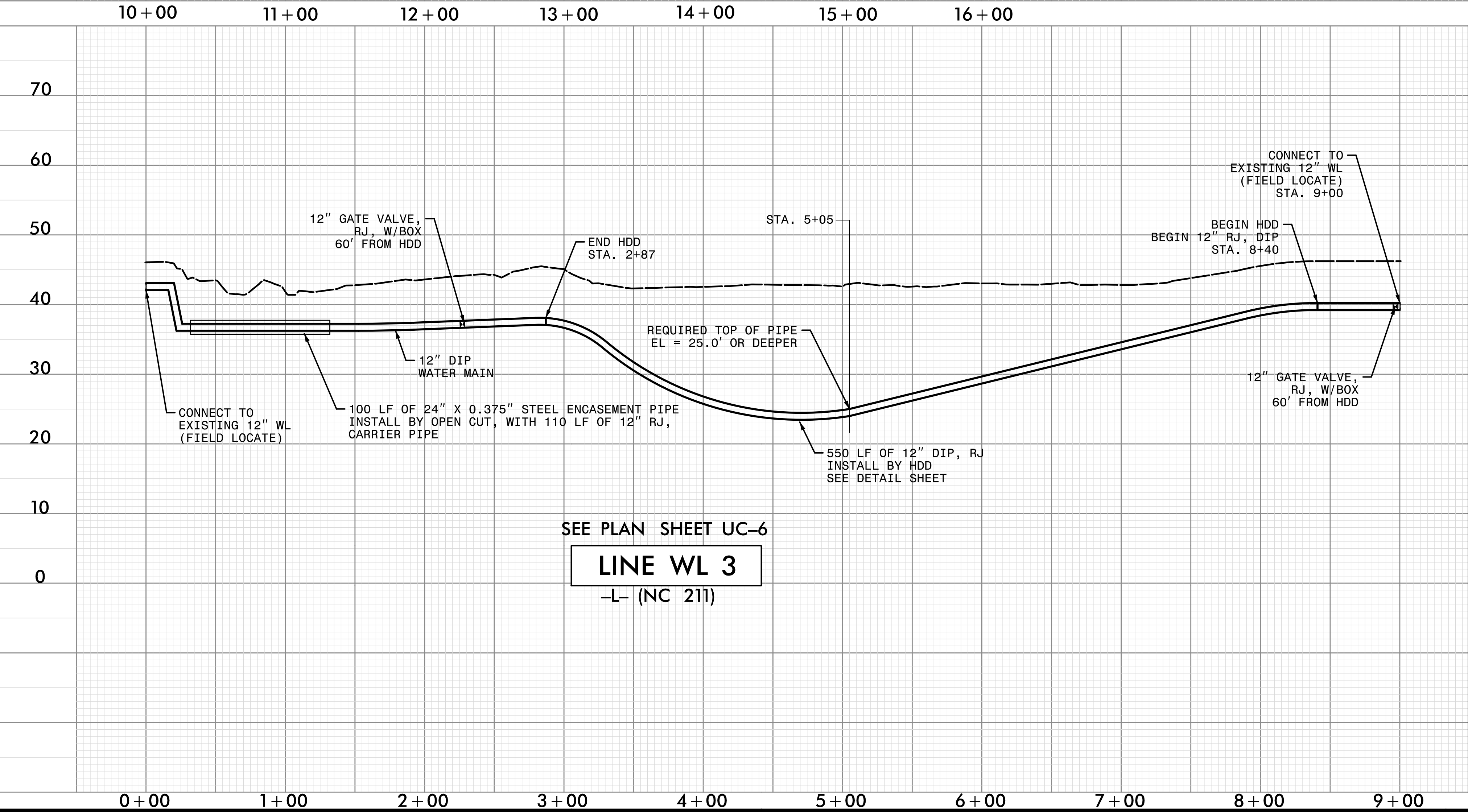
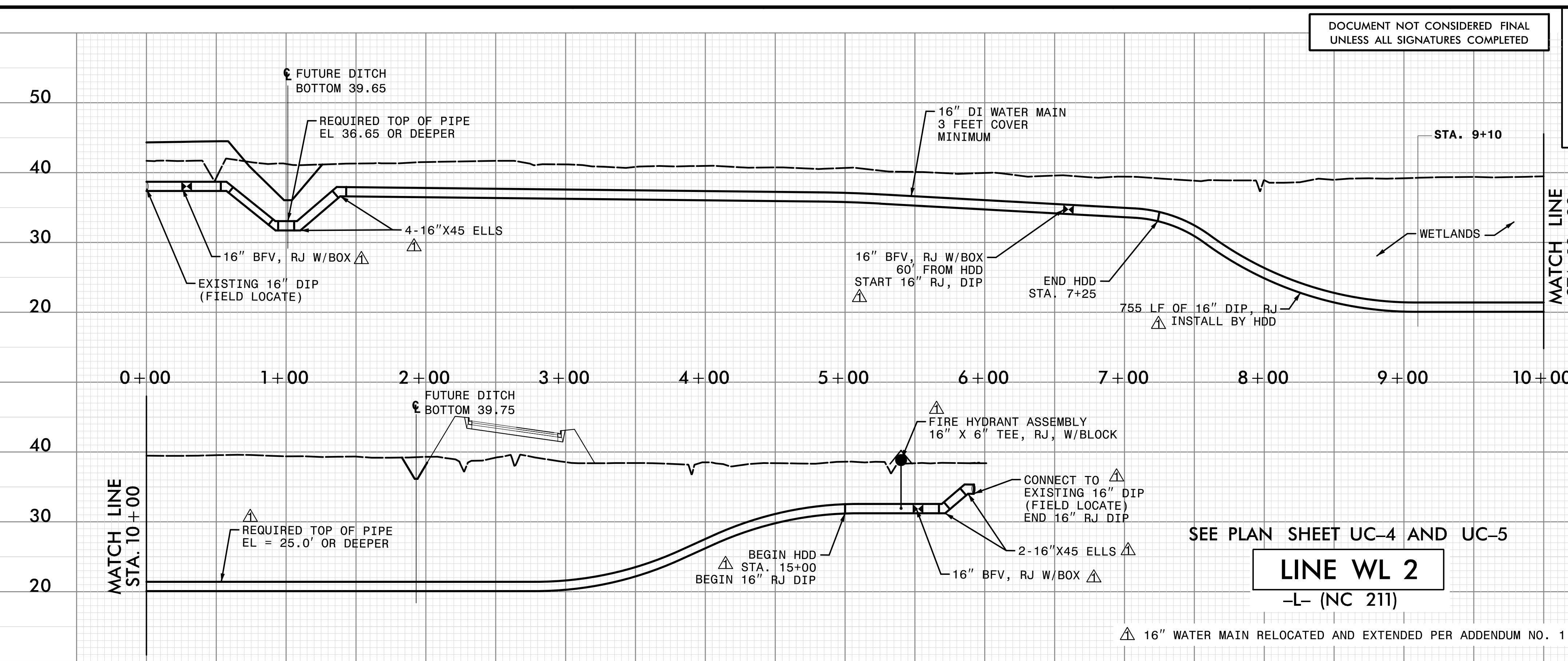
Prepared in the Office of:



AECOM TECHNICAL SERVICES OF NORTH CAROLINA, INC.  
701 CORPORATE CENTER DRIVE, SUITE 475, RALEIGH, NC 27607  
919-854-6200 919-854-6259 (fax)  
F-0342

PROJECT REFERENCE NO. <b>R-5021</b>	SHEET NO. <b>UC-56</b>
DESIGNED BY:	10/29/2020
DRAWN BY:	
CHECKED BY:	
APPROVED BY:	
REVISED:	
NORTH CAROLINA DEPARTMENT OF TRANSPORTATION	
UTILITIES ENGINEERING SEC. PHONE: (919) 707-6690 FAX: (919) 250-4151	
D. Stephen Scruggs 957A10C30E477	

### UTILITY CONSTRUCTION





DOCUMENT NOT CONSIDERED FINAL  
UNLESS ALL SIGNATURES COMPLETED

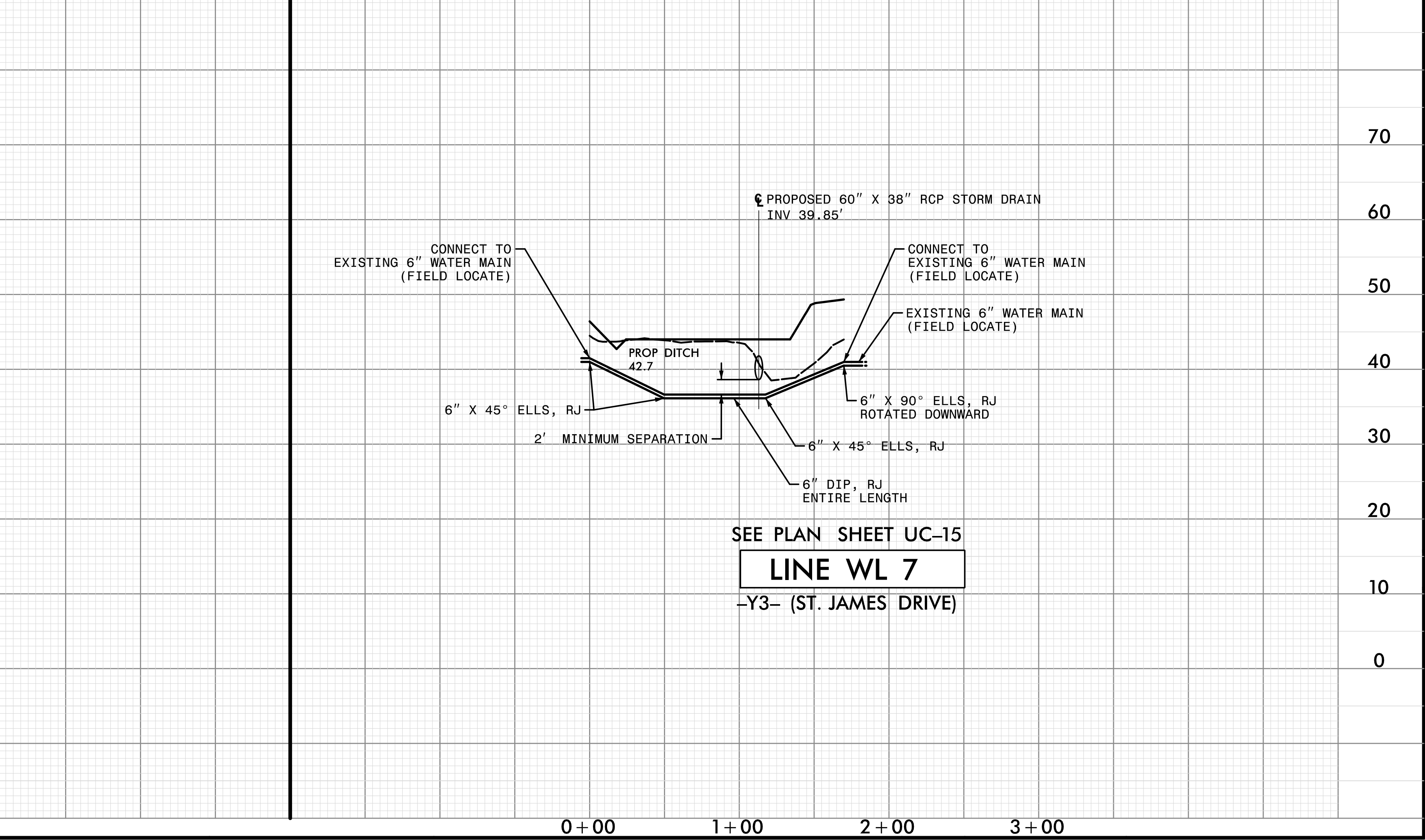
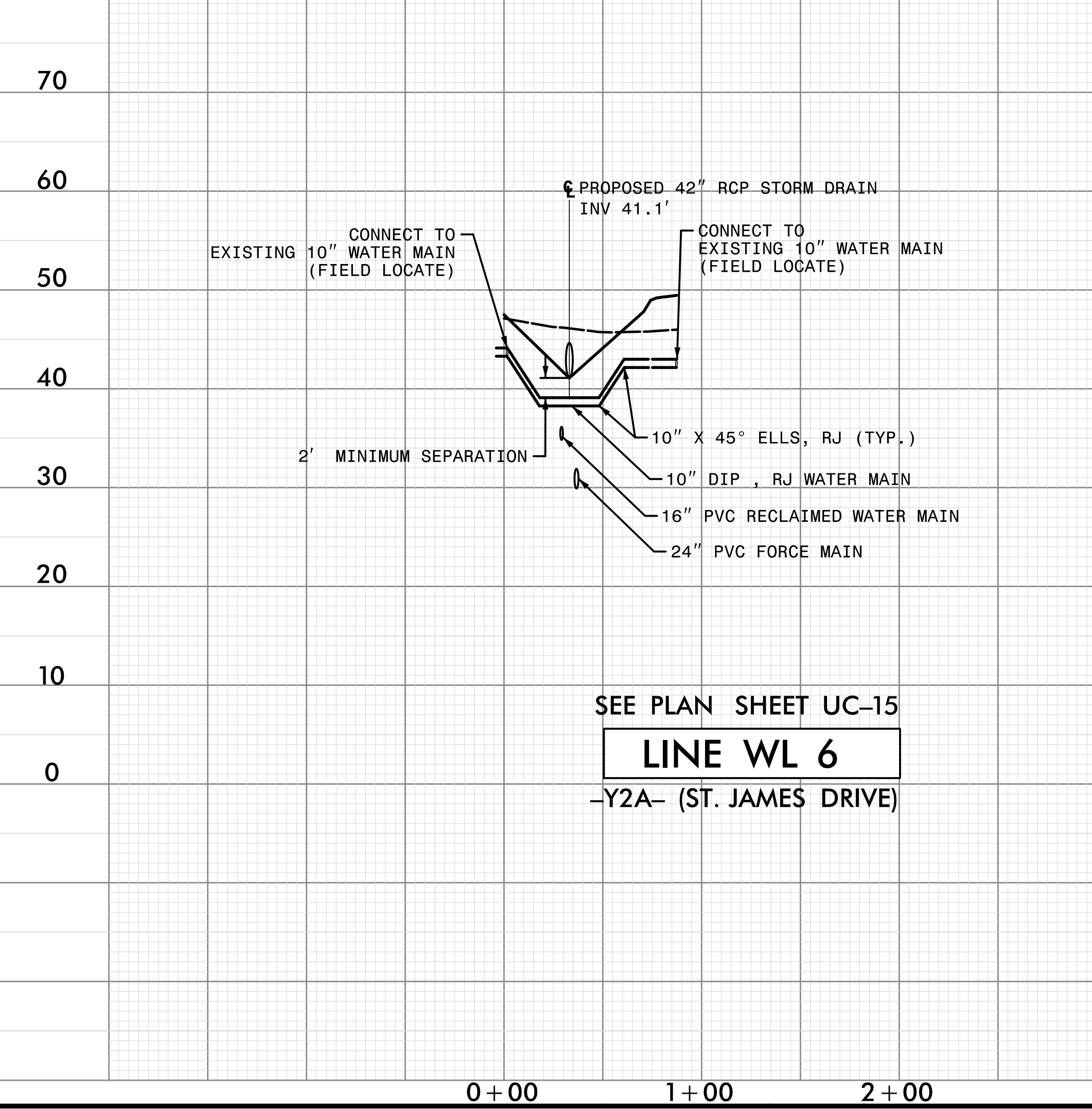
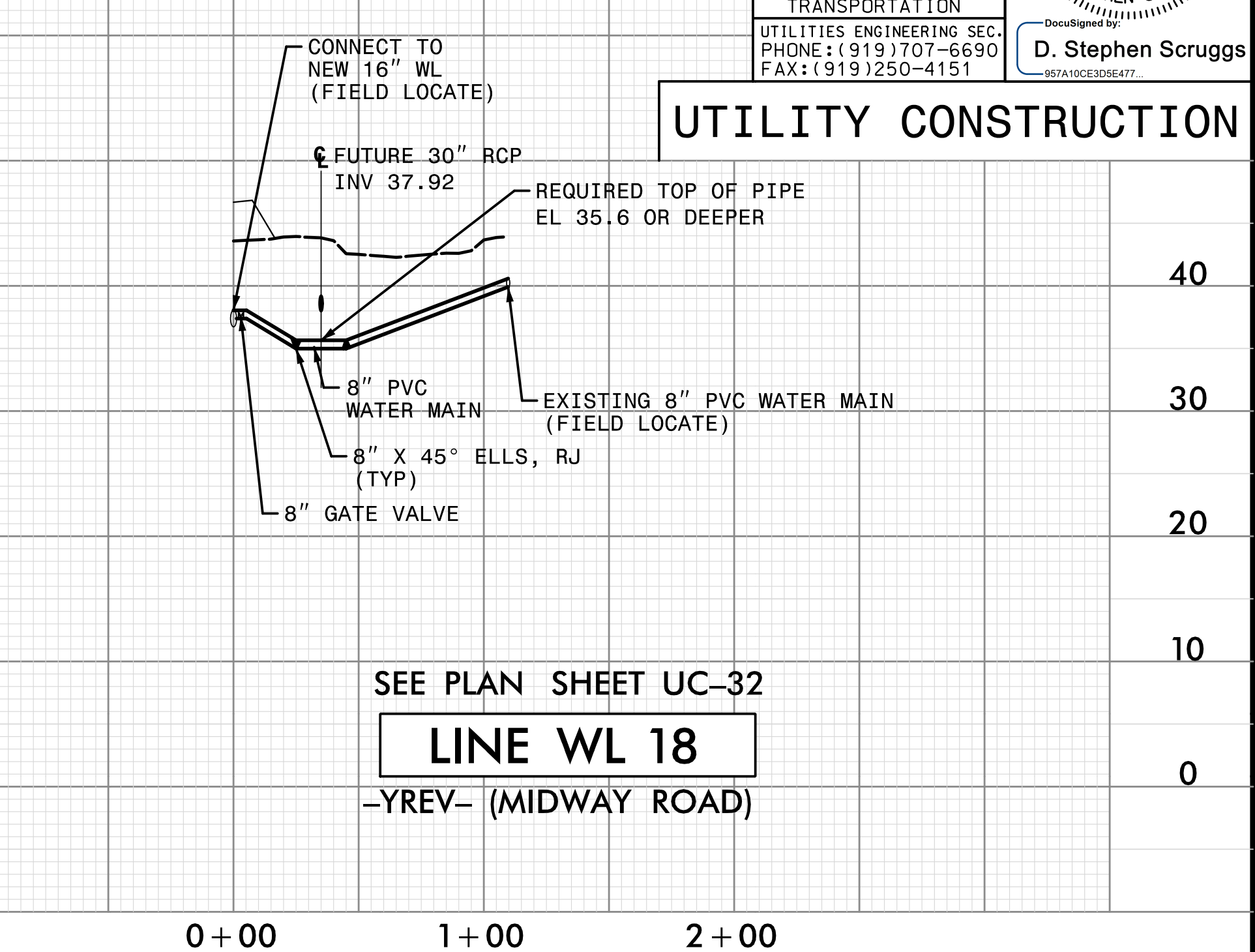
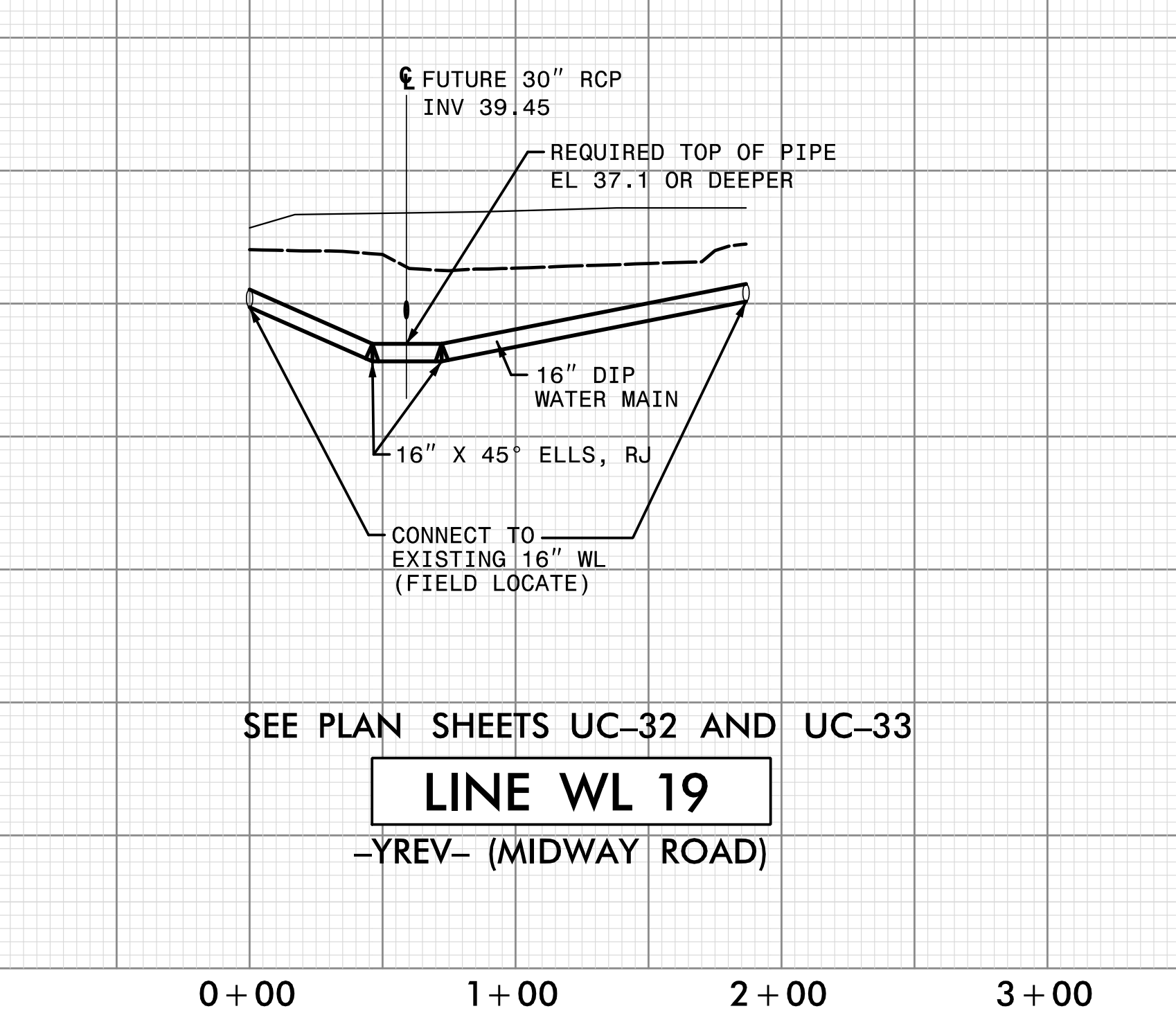
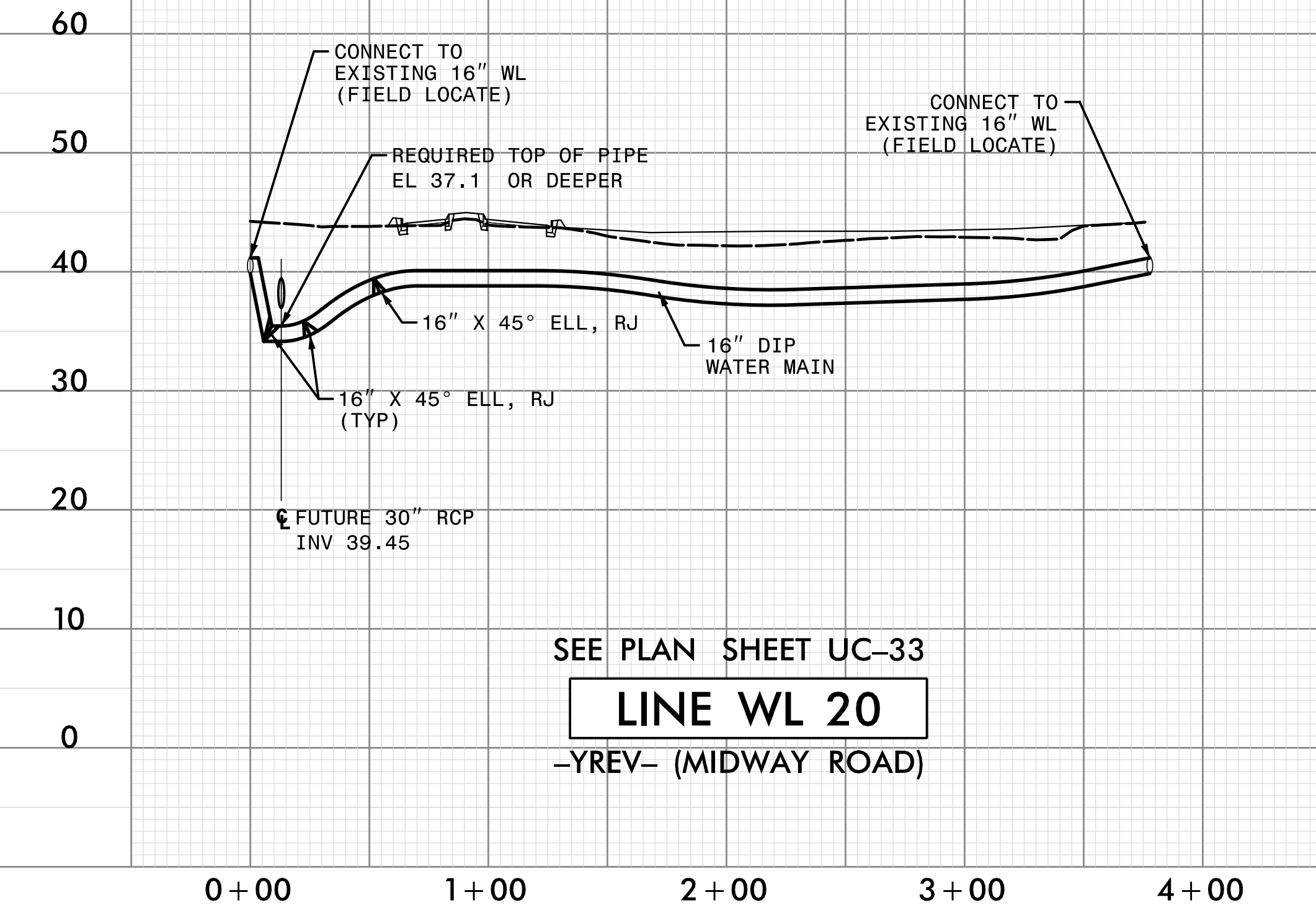
Prepared in the Office of:



AECOM TECHNICAL SERVICES OF NORTH CAROLINA, INC.  
701 CORPORATE CENTER DRIVE, SUITE 475, RALEIGH, NC 27607  
919-854-6200 919-854-6259 (fax)  
F-0342

PROJECT REFERENCE NO. <b>R-5021</b>	SHEET NO. <b>UC-57</b>
DESIGNED BY:	
DRAWN BY:	
CHECKED BY:	
APPROVED BY:	
REVISED:	
NORTH CAROLINA DEPARTMENT OF TRANSPORTATION UTILITIES ENGINEERING SEC. PHONE: (919) 707-6690 FAX: (919) 250-4151	
D. Stephen Scruggs <small>957A10C30E477</small>	

### UTILITY CONSTRUCTION





DOCUMENT NOT CONSIDERED FINAL  
UNLESS ALL SIGNATURES COMPLETED

Prepared in the Office of:



AECOM TECHNICAL SERVICES OF NORTH CAROLINA, INC.  
701 CORPORATE CENTER DRIVE, SUITE 475, RALEIGH, NC 27607  
919-854-6200 919-854-6259 (fax)  
F-0342

PROJECT REFERENCE NO. <b>R-5021</b>	SHEET NO. <b>UC-58</b>
DESIGNED BY:	10/29/2021
DRAWN BY:	
CHECKED BY:	
APPROVED BY:	
REVISED:	
NORTH CAROLINA DEPARTMENT OF TRANSPORTATION	
UTILITIES ENGINEERING SEC. PHONE: (919) 707-6690 FAX: (919) 250-4151	
DocuSigned by: <b>D. Stephen Scruggs</b> 957A10CE3D5E477	

### UTILITY CONSTRUCTION

