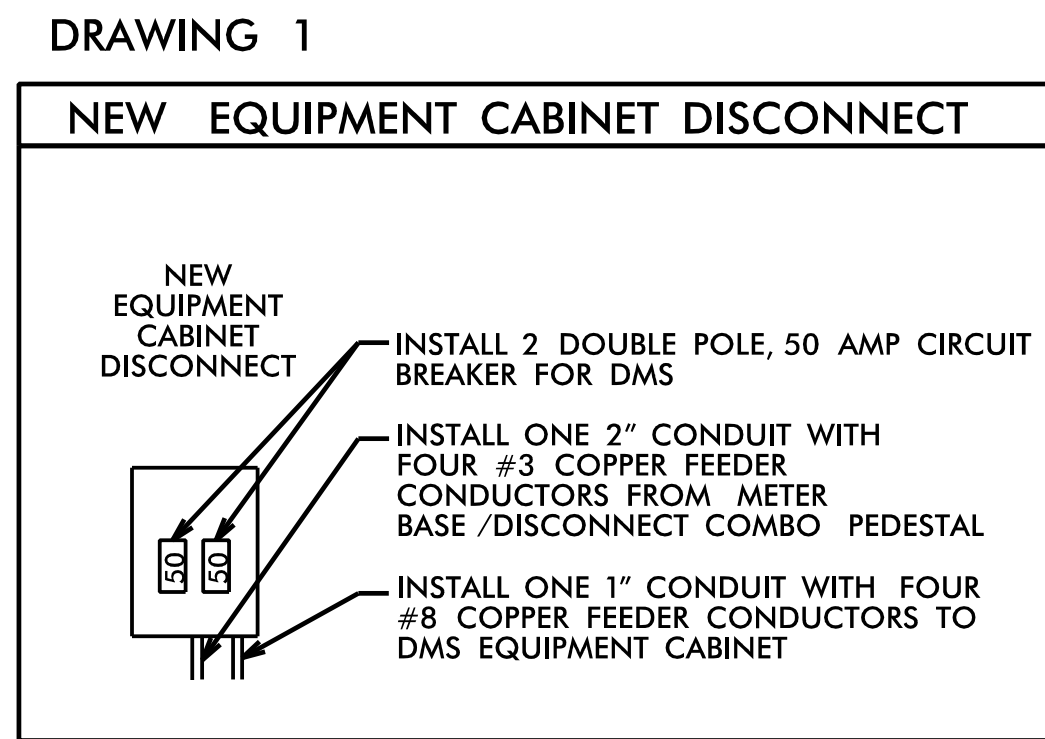
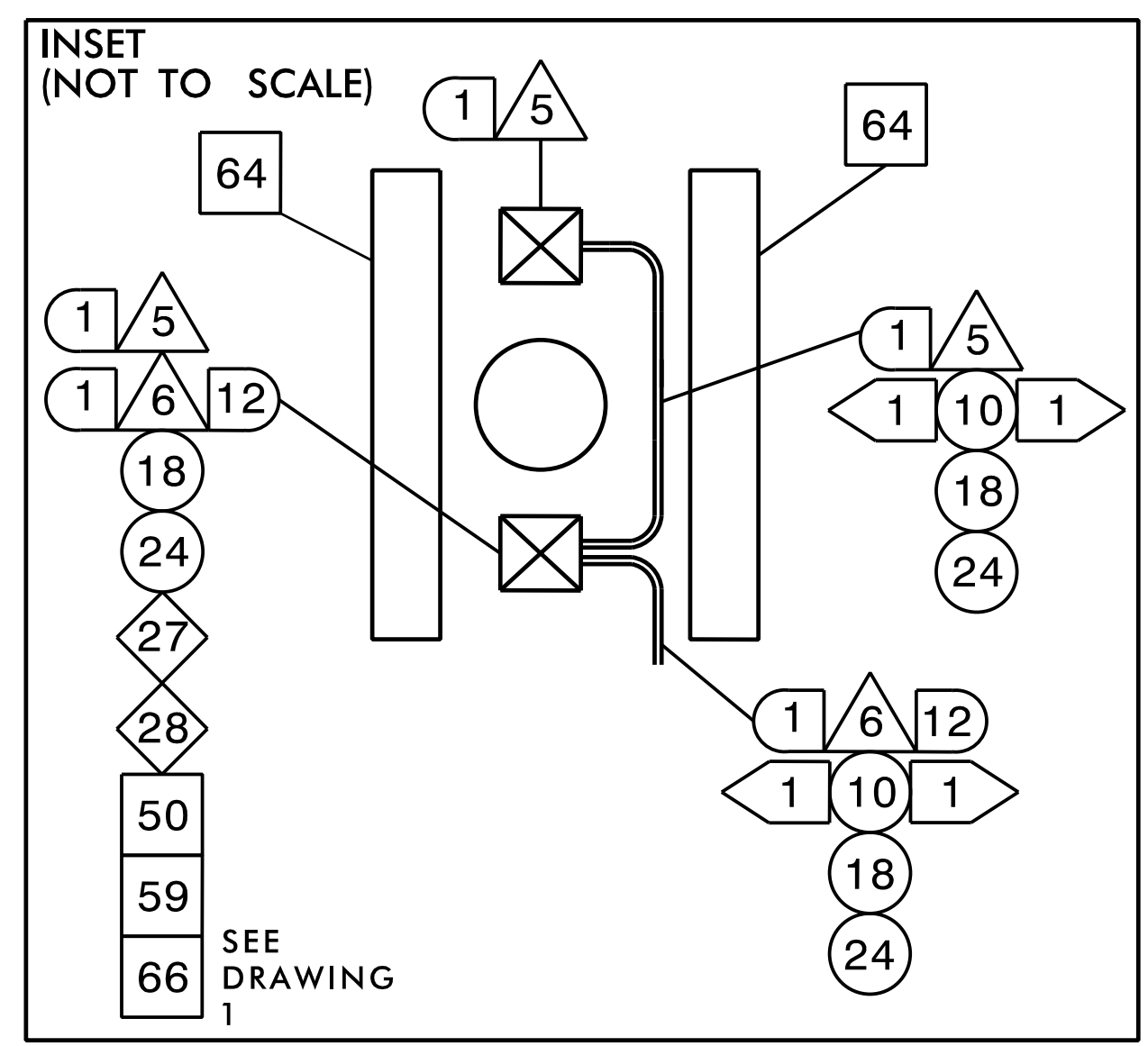


NOTES:

- SIX (6) WEEKS PRIOR TO BEGINNING WORK ON THE SIGNAL SYSTEM, CONTACT THE DIVISION 3 DEPUTY TRAFFIC ENGINEER STONEWALL (STONEY) MATHIS, AT (910) 341-2200 TO ARRANGE FOR THE DIVISION TO PROGRAM THE NEW FIELD ETHERNET SWITCHES WITH THE NECESSARY NETWORK CONFIGURATION DATA, INCLUDING BUT NOT LIMITED TO: THE PROJECT IP ADDRESS, DEFAULT GATEWAY SUBNET MASK AND VLAN ID INFORMATION. NOTIFY THE DEPUTY TRAFFIC ENGINEER AFTER ALL WORK IS PERFORMED TO ENSURE THAT ALL FIBER CIRCUITS ARE FUNCTIONING PROPERLY. WORK IS NOT COMPLETE UNTIL THE SIGNAL SYSTEM IS BACK UP AND FUNCTIONAL.
- CONTACT BRUNSWICK ELECTRIC MEMBERSHIP CORPORATION (910) 754-4391 TO ARRANGE FOR POWER TO ELECTRICAL SERVICE.
- CONTACT STONEY MATHIS (NCDOT DIVISION 3) AT (910) 341-2200 TO COORDINATE ANY TRAFFIC SIGNAL SERVICE MODIFICATIONS.
- MAINTAIN A MINIMUM OF SIX (6) FEET FROM THE EDGE OF PAVEMENT AND A MINIMUM OF FIVE (5) FEET BEHIND THE MSE WALL WHEN TRENCHING PARALLEL TO THE ROADWAY.
- SEAL ALL CONDUIT ENTRANCES WITH DUCT AND CONDUIT SEALER AT ALL JUNCTION BOX / CABINET ENTRANCES.
- ETHERNET EDGE SWITCH INSTALLED FOR TEMPORARY AND FINAL SIGNAL COMMUNICATIONS.
- AT THE DIRECTION OF THE ENGINEER, PERFORM GRADING AS NEEDED WHERE GUARDRAIL, POLE INSTALLATION, AND DMS CONSTRUCTION WORK HAS BEEN PERFORMED.
- INSTALL CONDUITS IN THE SAME TRENCH. DO NOT INSTALL ELECTRICAL POWER CONDUCTORS AND FIBER-OPTIC CABLE IN THE SAME CONDUIT OR JUNCTION BOX.
- INSTALL FIBER OPTIC CABLE IN CONDUIT INSTALLED ON BRIDGE.
- INTERCEPT EXISTING JUNCTION BOXES FOR CONDUIT INSTALLED ON BRIDGE.
- IT IS THE CONTRACTOR'S RESPONSIBILITY TO OBTAIN THE AVAILABLE FAULT CURRENT INFORMATION FROM THE POWER COMPANY FOR THE REQUIRED ELECTRICAL SERVICE AND PLACE A "FAULT CURRENT" STICKER INSIDE THE SERVICE DISCONNECT PANEL WITH THE DATE AND AVAILABLE FAULT CURRENT ON THE STICKER.
- AFTER THE FIBER OPTIC CABLE CONSTRUCTION IS COMPLETE AND TRAFFIC IS IN THE FINAL PATTERN, REMOVE THE EXISTING WIRELESS ASSEMBLY AND DELIVER TO DIVISION 3 TRAFFIC SERVICES.
- NCDOT DIVISION 3 WILL FURNISH AND INSTALL THE CCTV AND DMS CELL MODEM. CONTACT SIX (6) WEEKS PRIOR BEGINNING WORK.



HNTB
 HNTB NORTH CAROLINA, P.C.
 343 E. Six Forks Road, Suite 200
 Raleigh, North Carolina 27609
 NC License No: C-1554
 (919) 546-8997

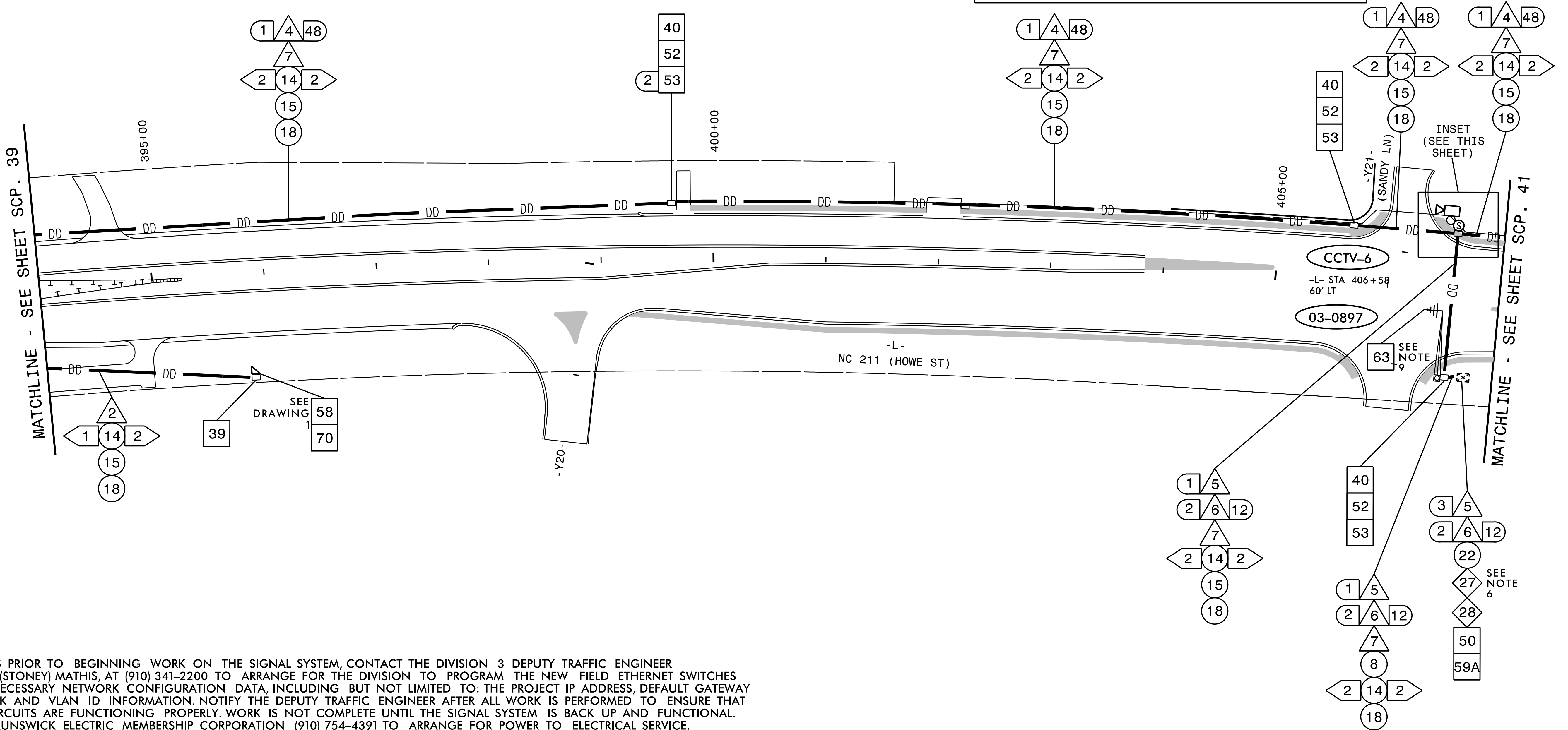
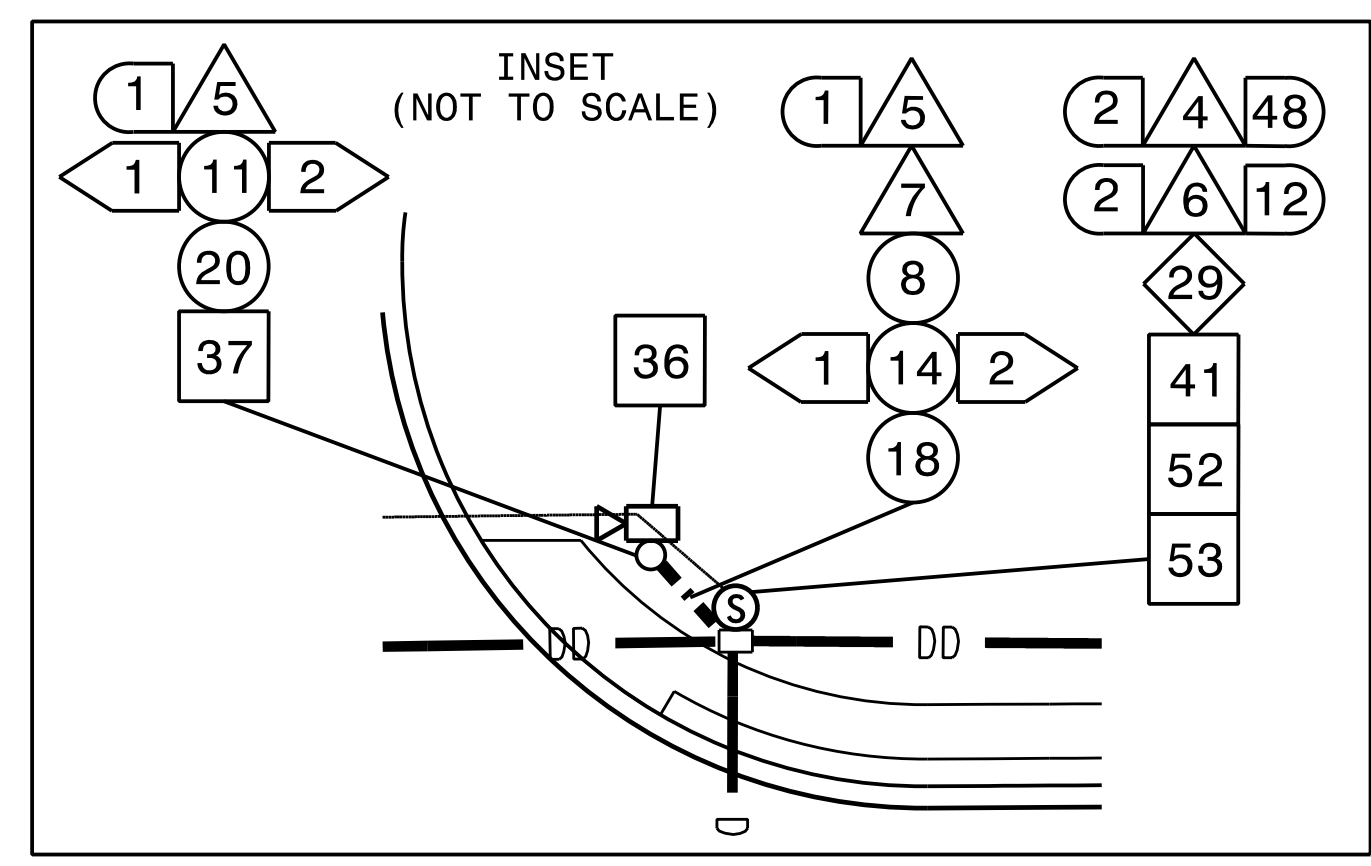
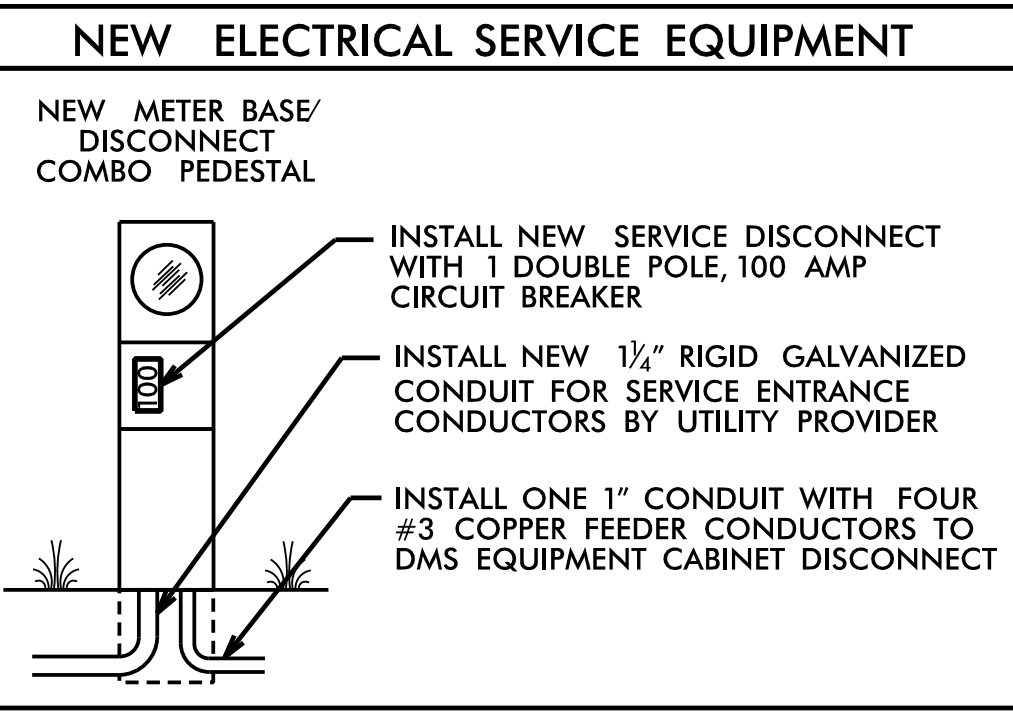
TMP - FINAL

DOCUMENT NOT CONSIDERED FINAL UNLESS ALL SIGNATURES COMPLETED

	NC 211 (SOUTHPORT-SUPPLY RD / HOWE ST) CABLE ROUTING PLAN		
	Division 3 Brunswick Co. Southport	PLAN DATE: June 2017	
PREPARED BY: N.K. Vlanich	REVIEWED BY: N.R. Simmons	DATE: 9/9/2021	SIGNATURE: _____ DATE: _____

CADD File Name: R5021_scp-39.dgn

DRAWING 1



NOTES:

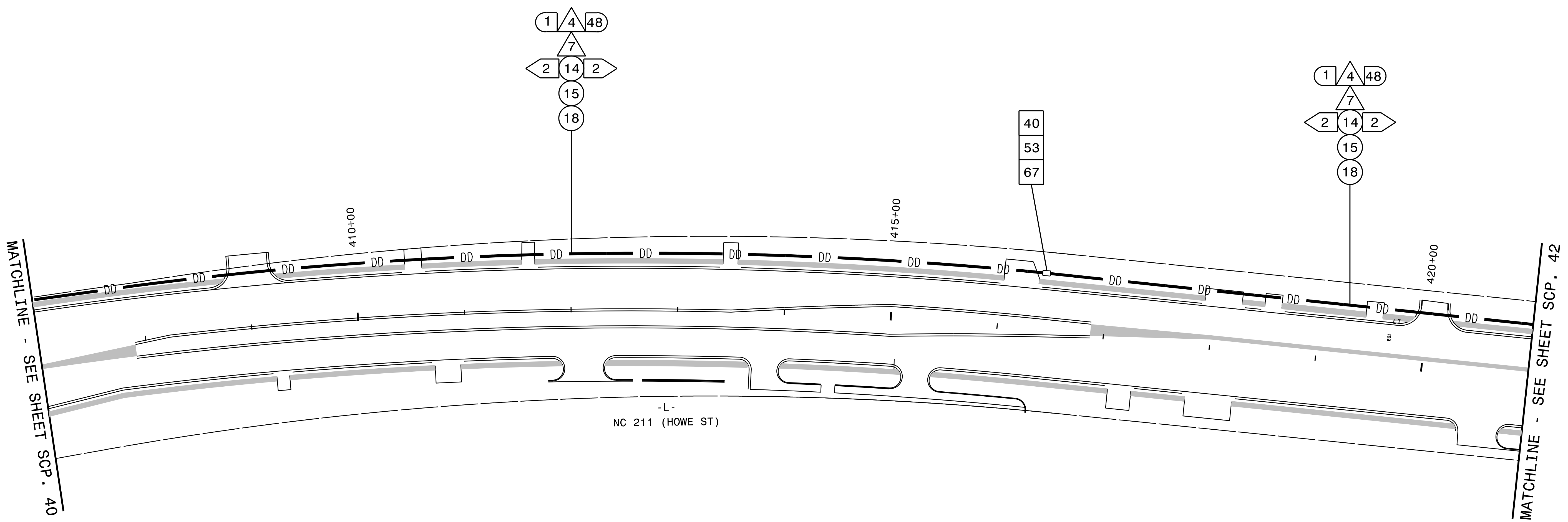
- SIX (6) WEEKS PRIOR TO BEGINNING WORK ON THE SIGNAL SYSTEM, CONTACT THE DIVISION 3 DEPUTY TRAFFIC ENGINEER STONEWALL (STONE) MATHIS, AT (910) 341-2200 TO ARRANGE FOR THE DIVISION TO PROGRAM THE NEW FIELD ETHERNET SWITCHES WITH THE NECESSARY NETWORK CONFIGURATION DATA, INCLUDING BUT NOT LIMITED TO: THE PROJECT IP ADDRESS, DEFAULT GATEWAY SUBNET MASK AND VLAN ID INFORMATION. NOTIFY THE DEPUTY TRAFFIC ENGINEER AFTER ALL WORK IS PERFORMED TO ENSURE THAT ALL FIBER CIRCUITS ARE FUNCTIONING PROPERLY. WORK IS NOT COMPLETE UNTIL THE SIGNAL SYSTEM IS BACK UP AND FUNCTIONAL.
- CONTACT BRUNSWICK ELECTRIC MEMBERSHIP CORPORATION (910) 754-4391 TO ARRANGE FOR POWER TO ELECTRICAL SERVICE.
- CONTACT STONEY MATHIS (NCDOT DIVISION 3) AT (910) 341-2200 TO COORDINATE ANY TRAFFIC SIGNAL SERVICE MODIFICATIONS.
- MAINTAIN A MINIMUM OF SIX (6) FEET FROM THE EDGE OF PAVEMENT AND A MINIMUM OF FIVE (5) FEET BEHIND THE MSE WALL WHEN TRENCHING PARALLEL TO THE ROADWAY.
- SEAL ALL CONDUIT ENTRANCES WITH DUCT AND CONDUIT SEALER AT ALL JUNCTION BOX / CABINET ENTRANCES.
- ETHERNET EDGE SWITCH INSTALLED FOR TEMPORARY AND FINAL SIGNAL COMMUNICATIONS.
- AT THE DIRECTION OF THE ENGINEER, PERFORM GRADING AS NEEDED WHERE GUARDRAIL, POLE INSTALLATION, AND DMS CONSTRUCTION WORK HAS BEEN PERFORMED.
- IT IS THE CONTRACTOR'S RESPONSIBILITY TO OBTAIN THE AVAILABLE FAULT CURRENT INFORMATION FROM THE POWER COMPANY FOR THE REQUIRED ELECTRICAL SERVICE AND PLACE A "FAULT CURRENT" STICKER INSIDE THE SERVICE DISCONNECT PANEL WITH THE DATE AND AVAILABLE FAULT CURRENT ON THE STICKER.
- AFTER THE FIBER OPTIC CABLE CONSTRUCTION IS COMPLETE AND TRAFFIC IS IN THE FINAL PATTERN, REMOVE THE EXISTING WIRELESS ASSEMBLY AND DELIVER TO DIVISION 3 TRAFFIC SERVICES.
- NCDOT DIVISION 3 WILL FURNISH AND INSTALL THE CCTV AND DMS CELL MODEM. CONTACT SIX (6) WEEKS PRIOR BEGINNING WORK.

HNTB HNTB NORTH CAROLINA, P.C.
343 E. Six Forks Road, Suite 200
Raleigh, North Carolina 27609
NC License No: C-1554
(919) 546-8997

TMP - FINAL

DOCUMENT NOT CONSIDERED FINAL UNLESS ALL SIGNATURES COMPLETED

	<p>NC 211 (SOUTHPORT-SUPPLY RD / HOWE ST) CABLE ROUTING PLAN</p>		
	<p>Division 3 Brunswick Co. Southport</p>	<p>PLANNED BY: N.K. Vlanich REVIEWED BY: T.R. Terrell</p>	
<p>250 N. Greenfield Place, Garner, NC 27529</p>	<p>PLANNED DATE: June 2017</p>	<p>REVIEWED BY: N.R. Simmons</p>	<p>DocuSigned by: Natasha Simmons 9/9/2021 F8DAB80F3AD44A SIGNATURE DATE</p>
<p>SCALE 0 50 1" = 50'</p>	<p>REVISIONS</p>	<p>INIT. DATE</p>	<p>CADD Filename: R5021_scp-40.dgn</p>






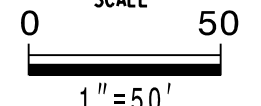
NOTES:

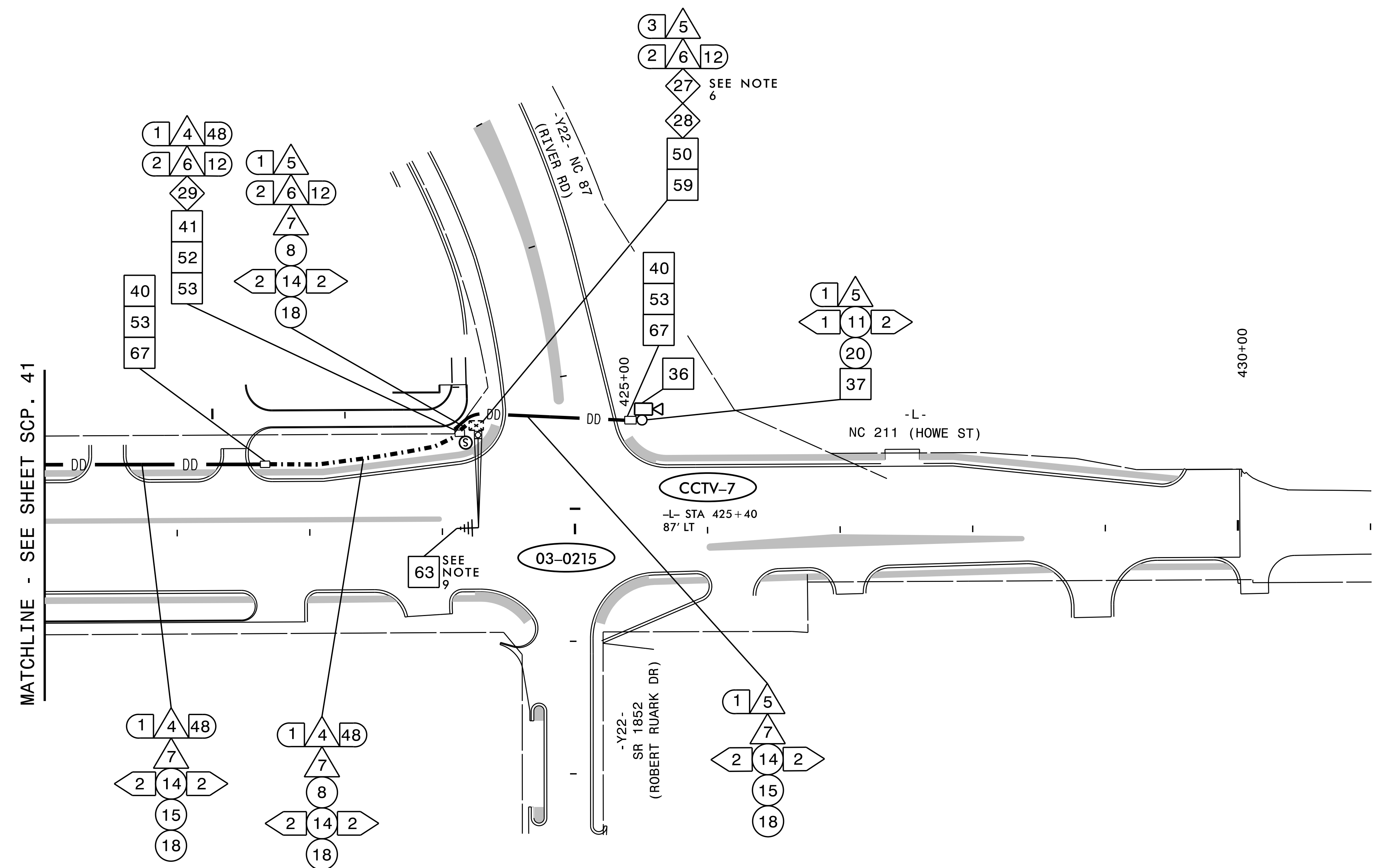
1. MAINTAIN A MINIMUM OF SIX (6) FEET FROM THE EDGE OF PAVEMENT AND A MINIMUM OF FIVE (5) FEET BEHIND THE MSE WALL WHEN TRENCHING PARALLEL TO THE ROADWAY.
2. SEAL ALL CONDUIT ENTRANCES WITH DUCT AND CONDUIT SEALER AT ALL JUNCTION BOX / CABINET ENTRANCES.

HNTB
 HNTB NORTH CAROLINA, P.C.
 343 E. Six Forks Road, Suite 200
 Raleigh, North Carolina 27609
 NC License No: C-1554
 (919) 546-8997

TMP - FINAL

DOCUMENT NOT CONSIDERED FINAL UNLESS ALL SIGNATURES COMPLETED

 <small>250 N. Greenfield Place, Garner, NC 27529</small>	NC 211 (SOUTHPORT-SUPPLY RD / HOWE ST) CABLE ROUTING PLAN		 <small>DocuSigned by: Natasha Simmons 9/9/2021</small>								
	<small>Division 3 Brunswick Co. Southport</small> <small>PLAN DATE: June 2017 REVIEWED BY: T.R. Terrell</small> <small>PREPARED BY: N.K. Vlanich REVIEWED BY: N.R. Simmons</small>	<table border="1"> <thead> <tr> <th>REVISIONS</th> <th>INIT.</th> <th>DATE</th> </tr> </thead> <tbody> <tr> <td> </td> <td> </td> <td> </td> </tr> <tr> <td> </td> <td> </td> <td> </td> </tr> </tbody> </table>		REVISIONS	INIT.	DATE					
REVISIONS	INIT.	DATE									
	<small>SCALE</small> 	<small>SIGNATURE</small> <small>DATE</small>	<small>CADD Filename: R5021_scp-41.dgn</small>								



NOTES:

- SIX (6) WEEKS PRIOR TO BEGINNING WORK ON THE SIGNAL SYSTEM, CONTACT THE DIVISION 3 DEPUTY TRAFFIC ENGINEER STONEWALL (STONEY) MATHIS, AT (910) 341-2200 TO ARRANGE FOR THE DIVISION TO PROGRAM THE NEW FIELD ETHERNET SWITCHES WITH THE NECESSARY NETWORK CONFIGURATION DATA, INCLUDING BUT NOT LIMITED TO: THE PROJECT IP ADDRESS, DEFAULT GATEWAY SUBNET MASK AND VLAN ID INFORMATION. NOTIFY THE DEPUTY TRAFFIC ENGINEER AFTER ALL WORK IS PERFORMED TO ENSURE THAT ALL FIBER CIRCUITS ARE FUNCTIONING PROPERLY. WORK IS NOT COMPLETE UNTIL THE SIGNAL SYSTEM IS BACK UP AND FUNCTIONAL.
- CONTACT BRUNSWICK ELECTRIC MEMBERSHIP CORPORATION (910) 754-4391 TO ARRANGE FOR POWER TO ELECTRICAL SERVICE.
- CONTACT STONEY MATHIS (NCDOT DIVISION 3) AT (910) 341-2200 TO COORDINATE ANY TRAFFIC SIGNAL SERVICE MODIFICATIONS.
- MAINTAIN A MINIMUM OF SIX (6) FEET FROM THE EDGE OF PAVEMENT AND A MINIMUM OF FIVE (5) FEET BEHIND THE MSE WALL WHEN TRENCHING PARALLEL TO THE ROADWAY.
- SEAL ALL CONDUIT ENTRANCES WITH DUCT AND CONDUIT SEALER AT ALL JUNCTION BOX / CABINET ENTRANCES.
- ETHERNET EDGE SWITCH INSTALLED FOR TEMPORARY AND FINAL SIGNAL COMMUNICATIONS.
- AT THE DIRECTION OF THE ENGINEER, PERFORM GRADING AS NEEDED WHERE GUARDRAIL, POLE INSTALLATION, AND DMS CONSTRUCTION WORK HAS BEEN PERFORMED.
- IT IS THE CONTRACTOR'S RESPONSIBILITY TO OBTAIN THE AVAILABLE FAULT CURRENT INFORMATION FROM THE POWER COMPANY FOR THE REQUIRED ELECTRICAL SERVICE AND PLACE A "FAULT CURRENT" STICKER INSIDE THE SERVICE DISCONNECT PANEL WITH THE DATE AND AVAILABLE FAULT CURRENT ON THE STICKER.
- AFTER THE FIBER OPTIC CABLE CONSTRUCTION IS COMPLETE AND TRAFFIC IS IN THE FINAL PATTERN, REMOVE THE EXISTING WIRELESS ASSEMBLY AND DELIVER TO DIVISION 3 TRAFFIC SERVICES.
- NCDOT DIVISION 3 WILL FURNISH AND INSTALL THE CCTV AND DMS CELL MODEM. CONTACT SIX (6) WEEKS PRIOR BEGINNING WORK.

HNTB
 HNTB NORTH CAROLINA, P.C.
 343 E. Six Forks Road, Suite 200
 Raleigh, North Carolina 27609
 NC License No: C-1554
 (919) 546-8997

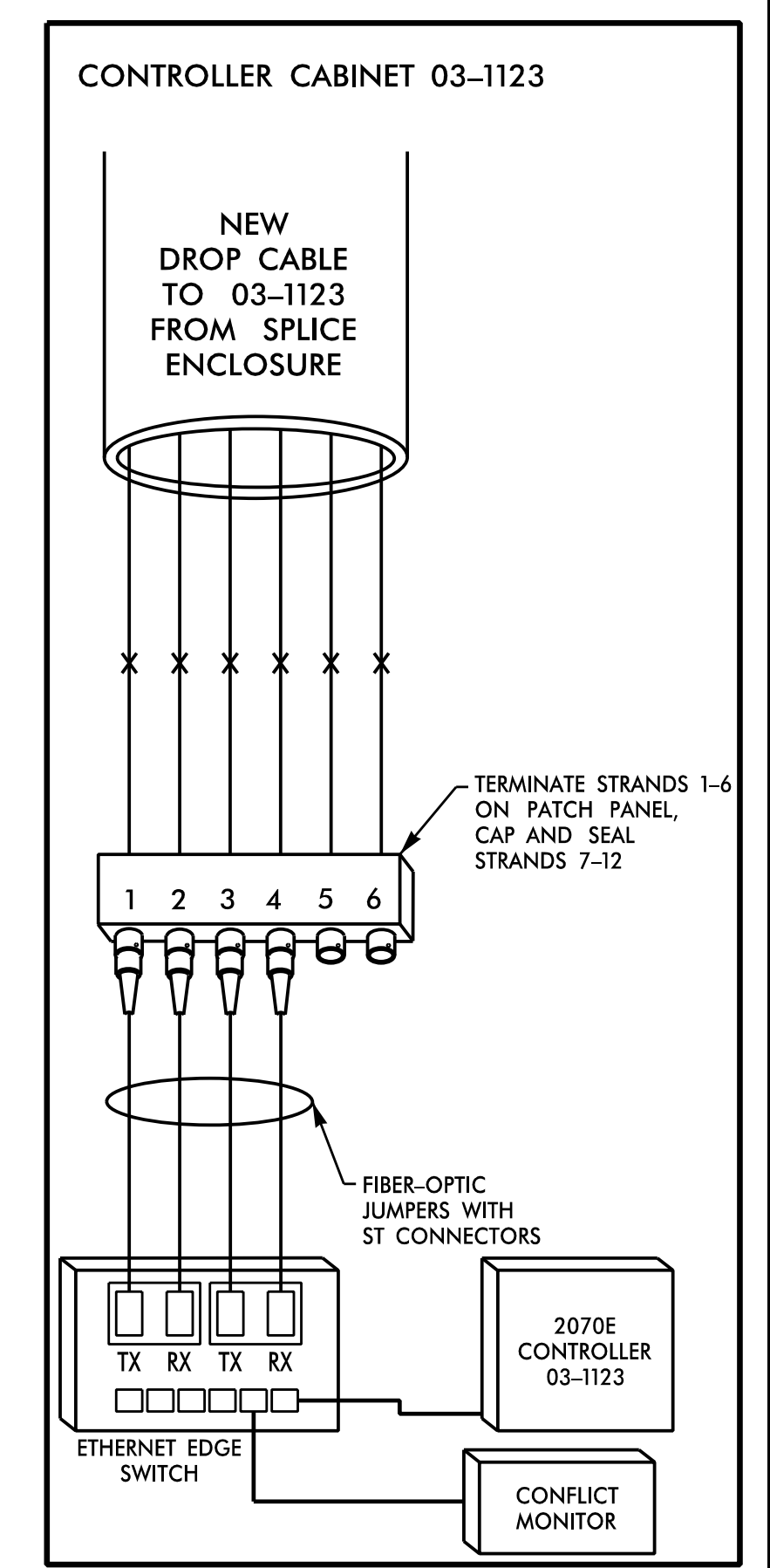
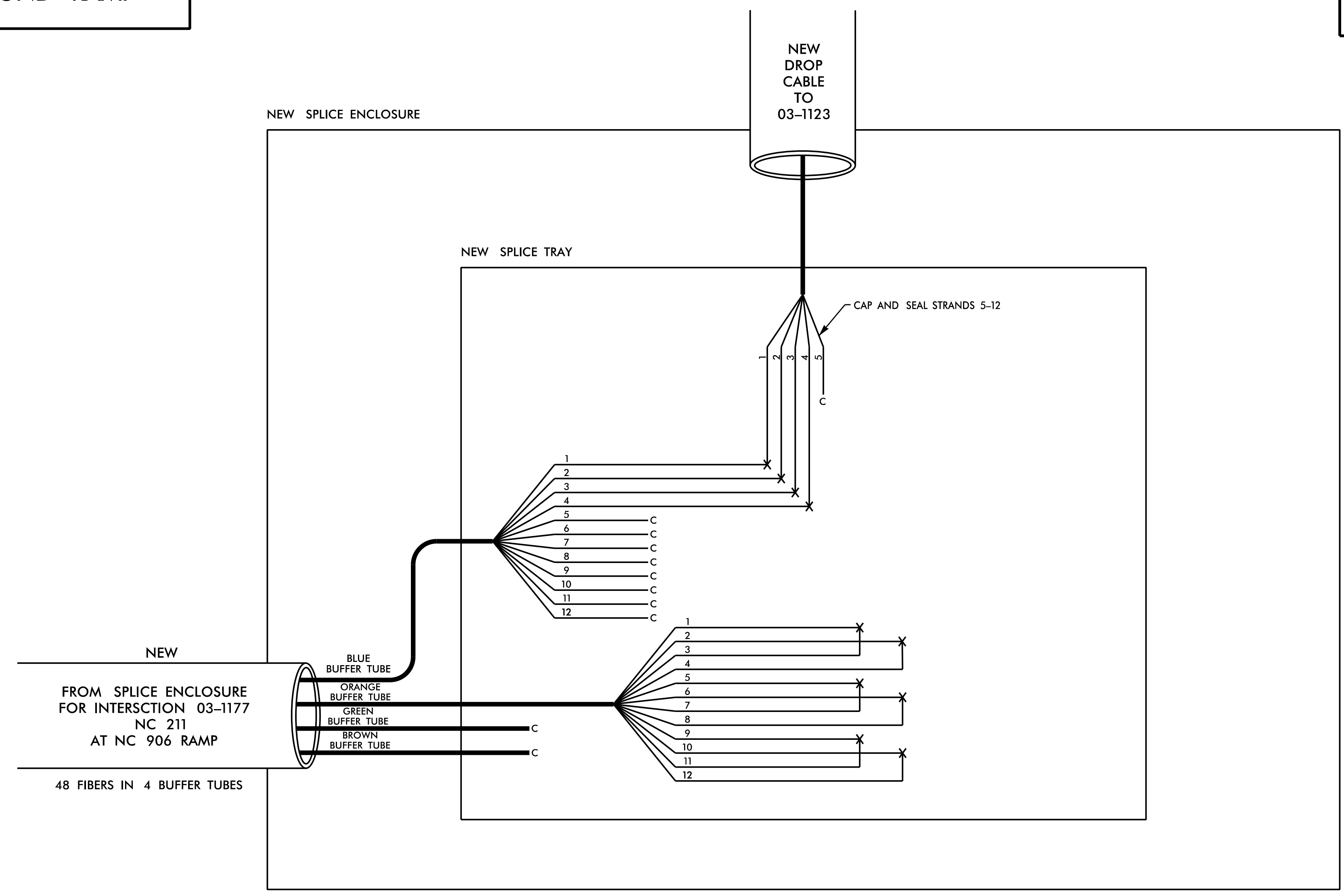
TMP - FINAL

DOCUMENT NOT CONSIDERED FINAL UNLESS ALL SIGNATURES COMPLETED

	NC 211 (SOUTHPORT-SUPPLY RD / HOWE ST) CABLE ROUTING PLAN		
	Division 3 Brunswick Co. Southport		
PLAN DATE: June 2017	REVIEWED BY: T.R. Terrell		
PREPARED BY: N.K. Vlanich	REVIEWED BY: N.R. Simmons		
REVISIONS	INIT.	DATE	
DocuSigned by: Natasha Simmons 9/9/2021			SEAL DATE
CADD Filename: R5021 scp-42.dgn			

03-1123
NC 906 (MIDDLETON BLVD)
AT
NC 211 SOUTHBOUND RAMP

COLOR CODE TIA/EIA 598-C		LEGEND	
(1) BLUE	(7) RED	X = NEW FUSION SPLICE INDIVIDUAL FIBER	
(2) ORANGE	(8) BLACK	● = EXISTING FUSION SPLICE	
(3) GREEN	(9) YELLOW	C = CAP AND SEAL	
(4) BROWN	(10) VIOLET	EXPRESS = EXPRESS ENTIRE BUFFER TUBE THROUGH WITHOUT CUTTING	
(5) SLATE	(11) ROSE	BUFFER SPLICE = SPLICE ALL FIBERS IN BUFFER TUBE COLOR TO COLOR	
(6) WHITE	(12) AQUA		



NOTES:

- UNUSED FIBERS LEFT COILED AND STORED IN SPLICE TRAY.
 - UNUSED BUFFER TUBES LEFT COILED AND STORED IN SPLICE TRAY.
 - ETHERNET SWITCH TERMINATION CONFIGURATIONS ARE GENERIC. CONTRACTOR IS RESPONSIBLE FOR DETERMINING / ENSURING PROPER TERMINATION.
 - INCLUDE ON THE COVER OF EACH SPLICE TRAY THE FOLLOWING: REFERENCE SECTION 1731 "FIBER OPTIC SPLICE ENCLASURE"
 - SPLICE
 - DATE
 - COMPANY NAME
 - NAME OF INDIVIDUAL PERFORMING THE SPLICING
- PRIOR TO INSTALLING THE COVER ON THE SPLICE TRAY, TAKE A DIGITAL PHOTOGRAPH SHOWING THE SPLICE TRAY AND INFORMATION SHOWN ABOVE (1-4) AND SUBMIT PHOTOGRAPH ALONG WITH OTDR TEST RESULTS.
- SIX (6) WEEKS PRIOR TO BEGINNING WORK ON THE SIGNAL SYSTEM, CONTACT THE DIVISION 3 DEPUTY TRAFFIC ENGINEER, STONEWALL (STONEY) MATHIS, AT 910-341-2200 TO ARRANGE FOR THE DIVISION TO PROGRAM THE NEW FIELD ETHERNET SWITCHES WITH THE NECESSARY NETWORK CONFIGURATION DATA, INCLUDING BUT NOT LIMITED TO THE PROJECT IP ADDRESS, DEFAULT GATEWAY, SUBNET MASK, AND VLAN ID INFORMATION. NOTIFY THE DEPUTY TRAFFIC ENGINEER AFTER ALL WORK IS PERFORMED TO ENSURE THAT ALL FIBER CIRCUITS ARE FUNCTIONING PROPERLY. WORK IS NOT COMPLETE UNTIL THE SIGNAL SYSTEM IS BACK UP AND FUNCTIONAL.

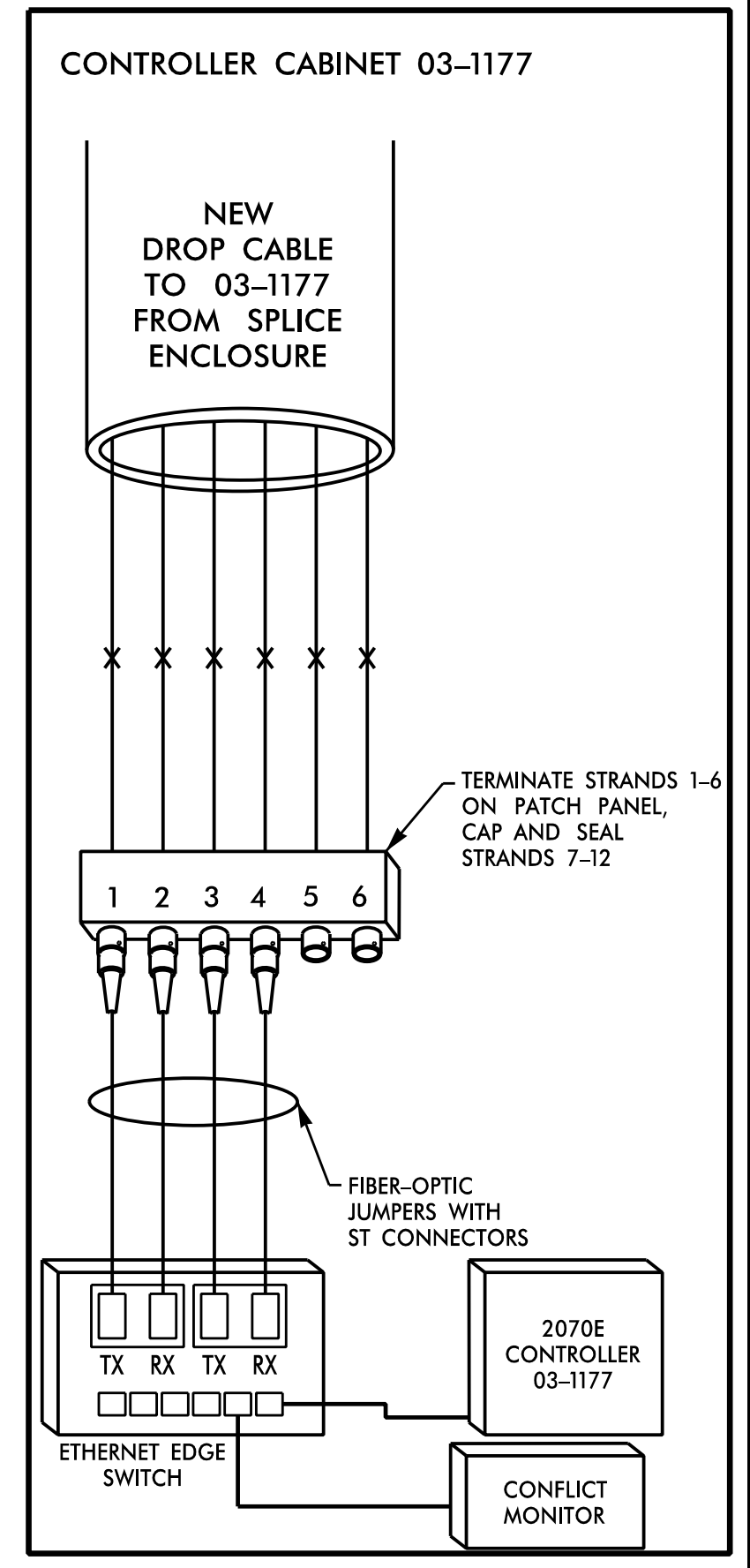
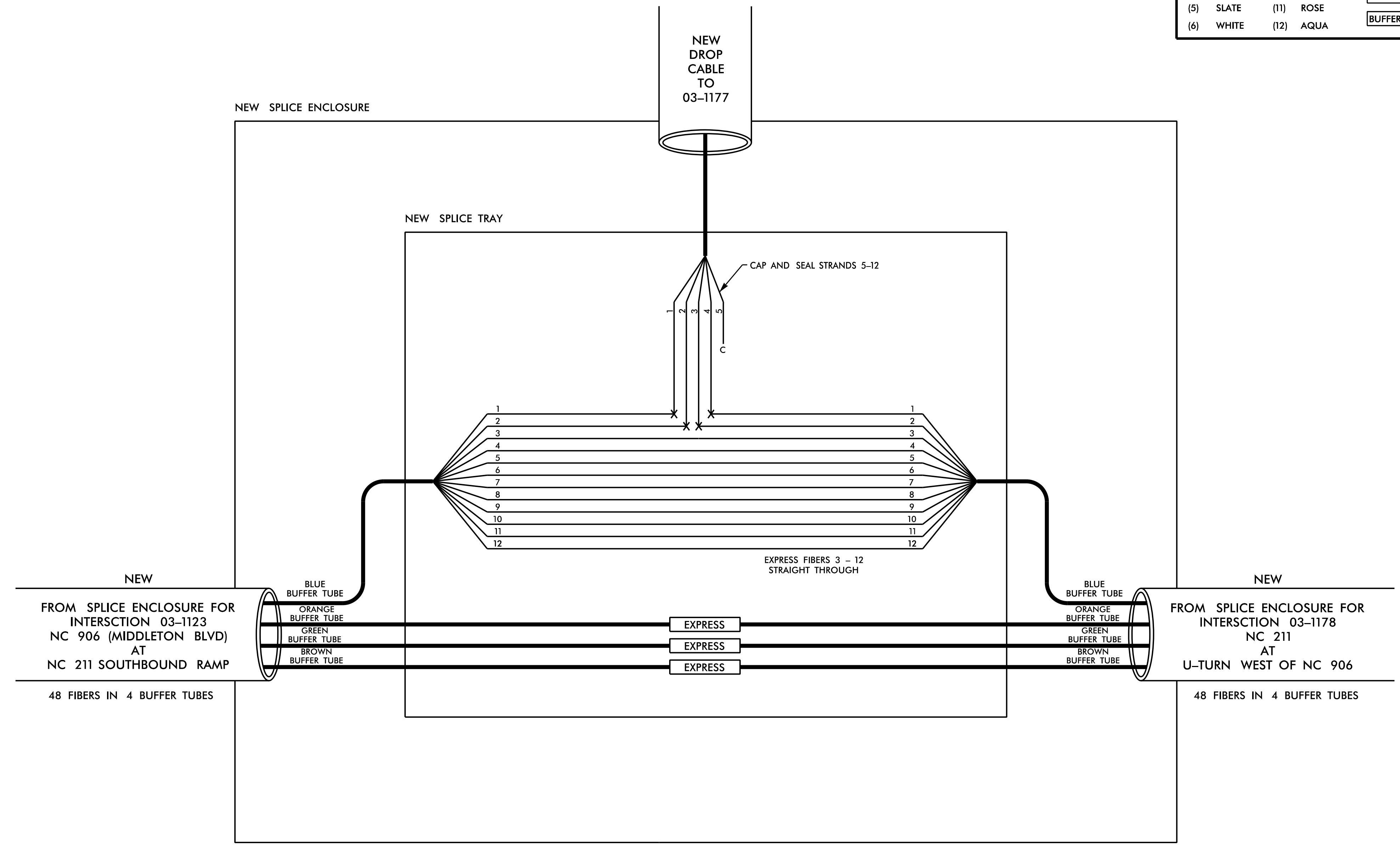
HNTB HNTB NORTH CAROLINA, P.C.
 343 E. Six Forks Road, Suite 200
 Raleigh, North Carolina 27609
 NC License No: C-1554
 (919) 548-8997

Plans Prepared for: 250 N. Greenfield Place, Garner, NC 27529	NC 211 (SOUTHPORT-SUPPLY RD / HOWE ST) SPLICE DETAIL		SEAL SEAL 031464 NATASHA R. SIMMONS
	Division 3 Brunswick Co. Southport	PLAN DATE: September 2021 REVIEWED BY: N.K. Vlanich PREPARED BY: T.R. Terrell REVIEWED BY: N.R. Simmons	
SCALE NONE	REVISIONS _____ _____ _____	INIT. DATE _____ _____ _____	Documented by: Natasha Simmons 10/29/2021 SIGNATURE DATE _____ DATE CADD File name: R5021_scp-43.dgn

DOCUMENT NOT CONSIDERED FINAL UNLESS ALL SIGNATURES COMPLETED

03-1177
NC 211
AT
NC 906 RAMP

COLOR CODE TIA/EIA 598-C		LEGEND	
(1) BLUE	(7) RED	X = NEW FUSION SPLICE INDIVIDUAL FIBER	
(2) ORANGE	(8) BLACK	● = EXISTING FUSION SPLICE	
(3) GREEN	(9) YELLOW	C = CAP AND SEAL	
(4) BROWN	(10) VIOLET	EXPRESS = EXPRESS ENTIRE BUFFER TUBE THROUGH WITHOUT CUTTING	
(5) SLATE	(11) ROSE	BUFFER SPLICE = SPLICE ALL FIBERS IN BUFFER TUBE COLOR TO COLOR	
(6) WHITE	(12) AQUA		



NOTES:

- UNUSED FIBERS LEFT COILED AND STORED IN SPLICE TRAY.
 - UNUSED BUFFER TUBES LEFT COILED AND STORED IN SPLICE TRAY.
 - ETHERNET SWITCH TERMINATION CONFIGURATIONS ARE GENERIC. CONTRACTOR IS RESPONSIBLE FOR DETERMINING / ENSURING PROPER TERMINATION.
 - INCLUDE ON THE COVER OF EACH SPLICE TRAY THE FOLLOWING: REFERENCE SECTION 1731 "FIBER OPTIC SPLICE ENCLOSURE"
 - SPLICE
 - DATE
 - COMPANY NAME
 - NAME OF INDIVIDUAL PERFORMING THE SPLICING
- PRIOR TO INSTALLING THE COVER ON THE SPLICE TRAY, TAKE A DIGITAL PHOTOGRAPH SHOWING THE SPLICE TRAY AND INFORMATION SHOWN ABOVE (1-4) AND SUBMIT PHOTOGRAPH ALONG WITH OTDR TEST RESULTS.
- SIX (6) WEEKS PRIOR TO BEGINNING WORK ON THE SIGNAL SYSTEM, CONTACT THE DIVISION 3 DEPUTY TRAFFIC ENGINEER, STONEWALL (STONEY) MATHIS, AT 910-341-2200 TO ARRANGE FOR THE DIVISION TO PROGRAM THE NEW FIELD ETHERNET SWITCHES WITH THE NECESSARY NETWORK CONFIGURATION DATA, INCLUDING BUT NOT LIMITED TO THE PROJECT IP ADDRESS, DEFAULT GATEWAY, SUBNET MASK, AND VLAN ID INFORMATION. NOTIFY THE DEPUTY TRAFFIC ENGINEER AFTER ALL WORK IS PERFORMED TO ENSURE THAT ALL FIBER CIRCUITS ARE FUNCTIONING PROPERLY. WORK IS NOT COMPLETE UNTIL THE SIGNAL SYSTEM IS BACK UP AND FUNCTIONAL.

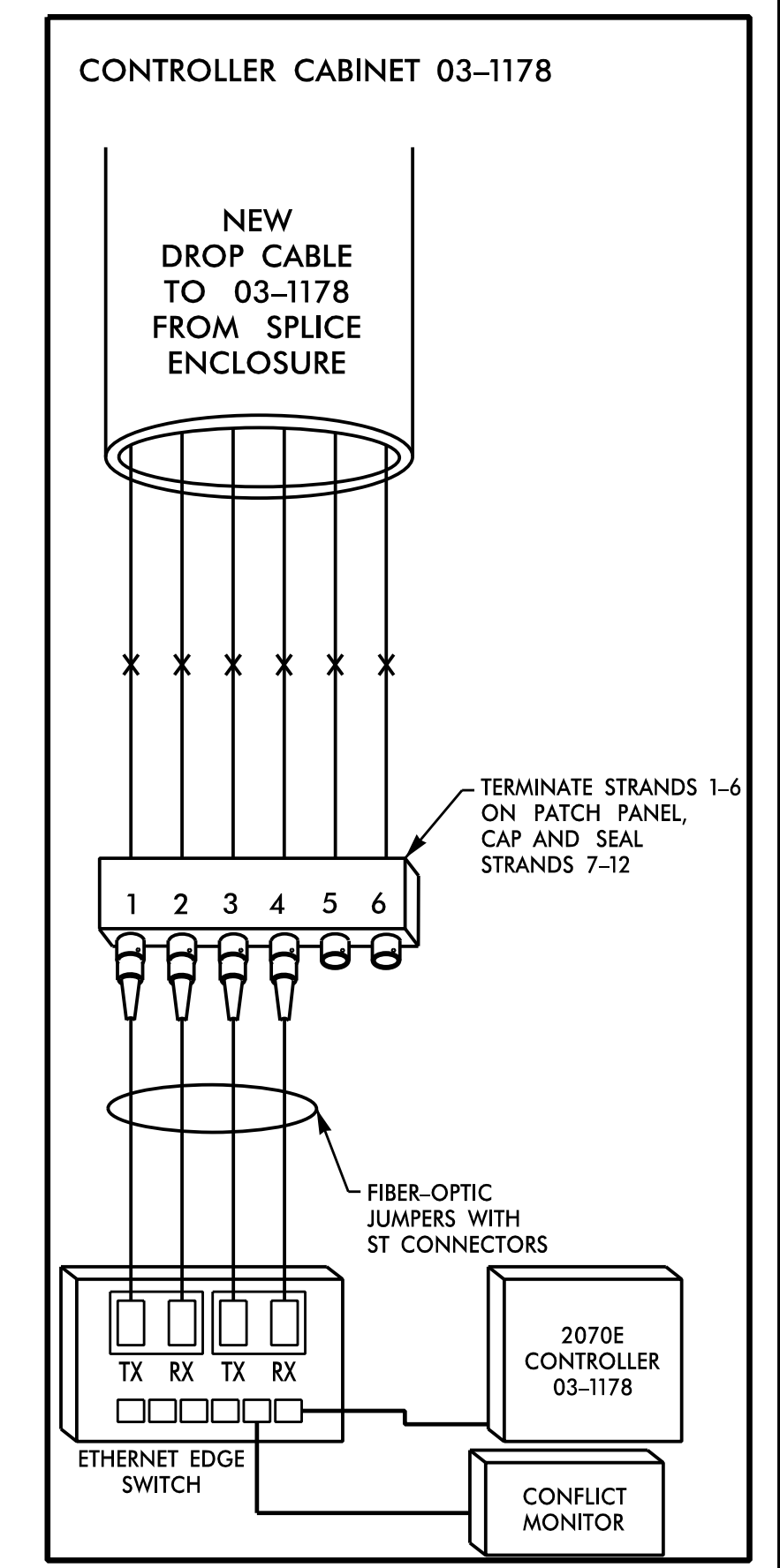
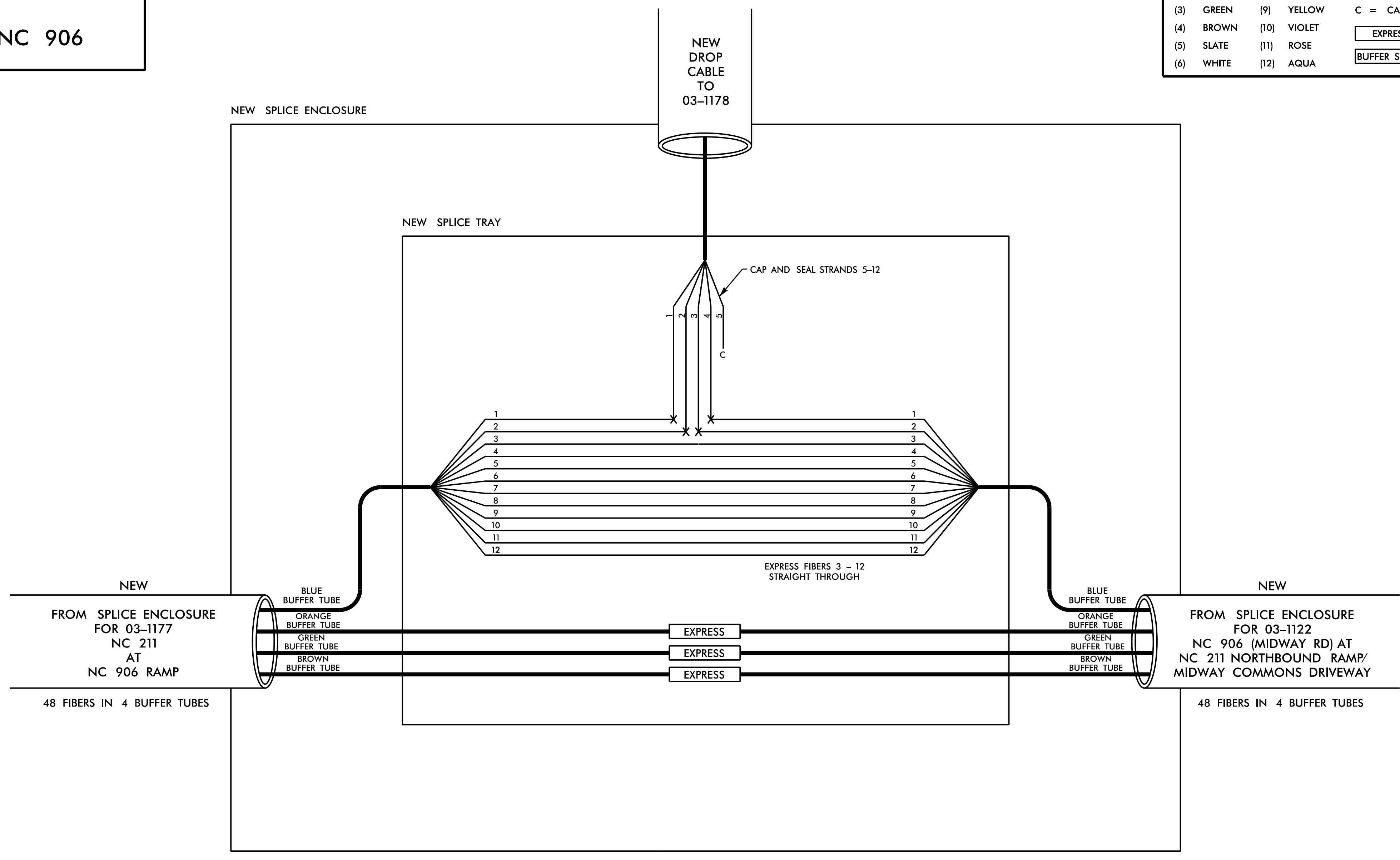
HNTB HNTB NORTH CAROLINA, P.C.
343 E. Six Forks Road, Suite 200
Raleigh, North Carolina 27609
NC License No: C-1554
(919) 548-8997

DOCUMENT NOT CONSIDERED FINAL UNLESS ALL SIGNATURES COMPLETED

Plans Prepared for: 250 N. Greenfield Place, Garner, NC 27529	NC 211 (SOUTHPORT-SUPPLY RD / HOWE ST) SPLICE DETAIL		SEAL SEAL 031464 NATASHA R. SIMMONS
	Division 3 Brunswick Co. Southport	PLAN DATE: September 2021 REVIEWED BY: N.K. Vianich	
SCALE NONE	REVISIONS _____	INIT. DATE	DocuSigned by: Natasha Simmons 10/29/2021 FEDERAL REGISTERED SIGNATURE DATE CADD File name: R5021 scp-43A.dgn

03-1178
NC 211
AT
U-TURN EAST OF NC 906

COLOR CODE TIA/EIA 598-C		LEGEND	
(1) BLUE	(7) RED	X = NEW FUSION SPLICE INDIVIDUAL FIBER	
(2) ORANGE	(8) BLACK	● = EXISTING FUSION SPLICE	
(3) GREEN	(9) YELLOW	C = CAP AND SEAL	
(4) BROWN	(10) VIOLET	EXPRESS = EXPRESS ENTIRE BUFFER TUBE THROUGH WITHOUT CUTTING	
(5) SLATE	(11) ROSE	BUFFER SPLICE = SPLICE ALL FIBERS IN BUFFER TUBE COLOR TO COLOR	
(6) WHITE	(12) AQUA		



NOTES:

- UNUSED FIBERS LEFT COILED AND STORED IN SPLICE TRAY.
 - UNUSED BUFFER TUBES LEFT COILED AND STORED IN SPLICE TRAY.
 - ETHERNET SWITCH TERMINATION CONFIGURATIONS ARE GENERIC. CONTRACTOR IS RESPONSIBLE FOR DETERMINING / ENSURING PROPER TERMINATION.
 - INCLUDE ON THE COVER OF EACH SPLICE TRAY THE FOLLOWING: REFERENCE SECTION 1731 "FIBER OPTIC SPLICE ENCLOSURE"
 - SPLICE
 - DATE
 - COMPANY NAME
 - NAME OF INDIVIDUAL PERFORMING THE SPLICING
- PRIOR TO INSTALLING THE COVER ON THE SPLICE TRAY, TAKE A DIGITAL PHOTOGRAPH SHOWING THE SPLICE TRAY AND INFORMATION SHOWN ABOVE (1-4) AND SUBMIT PHOTOGRAPH ALONG WITH OTDR TEST RESULTS.
- SIX (6) WEEKS PRIOR TO BEGINNING WORK ON THE SIGNAL SYSTEM, CONTACT THE DIVISION 3 DEPUTY TRAFFIC ENGINEER, STONEWALL (STONEY) MATHIS, AT 910-341-2200 TO ARRANGE FOR THE DIVISION TO PROGRAM THE NEW FIELD ETHERNET SWITCHES WITH THE NECESSARY NETWORK CONFIGURATION DATA, INCLUDING BUT NOT LIMITED TO THE PROJECT IP ADDRESS, DEFAULT GATEWAY, SUBNET MASK, AND VLAN ID INFORMATION. NOTIFY THE DEPUTY TRAFFIC ENGINEER AFTER ALL WORK IS PERFORMED TO ENSURE THAT ALL FIBER CIRCUITS ARE FUNCTIONING PROPERLY. WORK IS NOT COMPLETE UNTIL THE SIGNAL SYSTEM IS BACK UP AND FUNCTIONAL.

DOCUMENT NOT CONSIDERED FINAL UNLESS ALL SIGNATURES COMPLETED

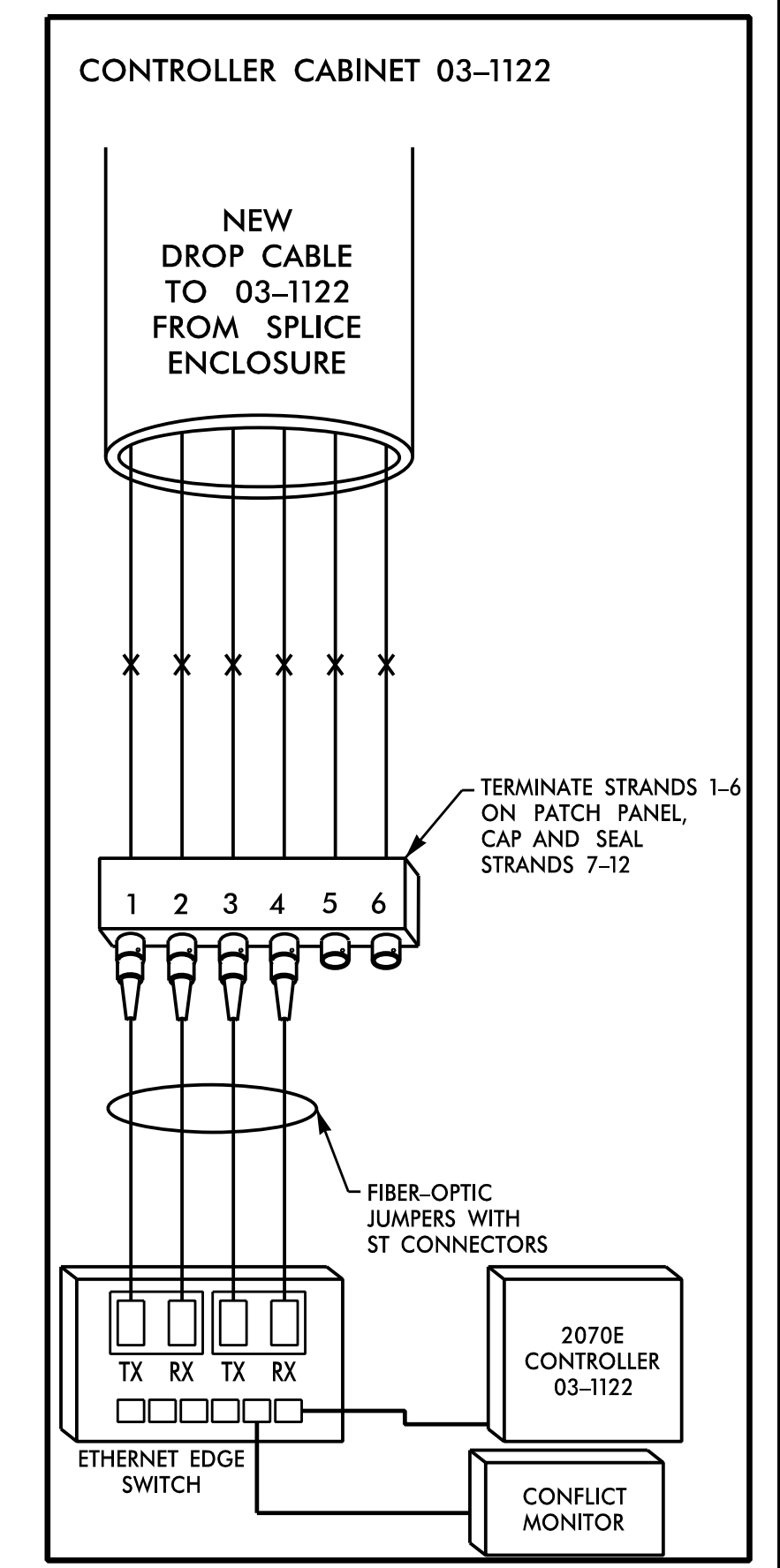
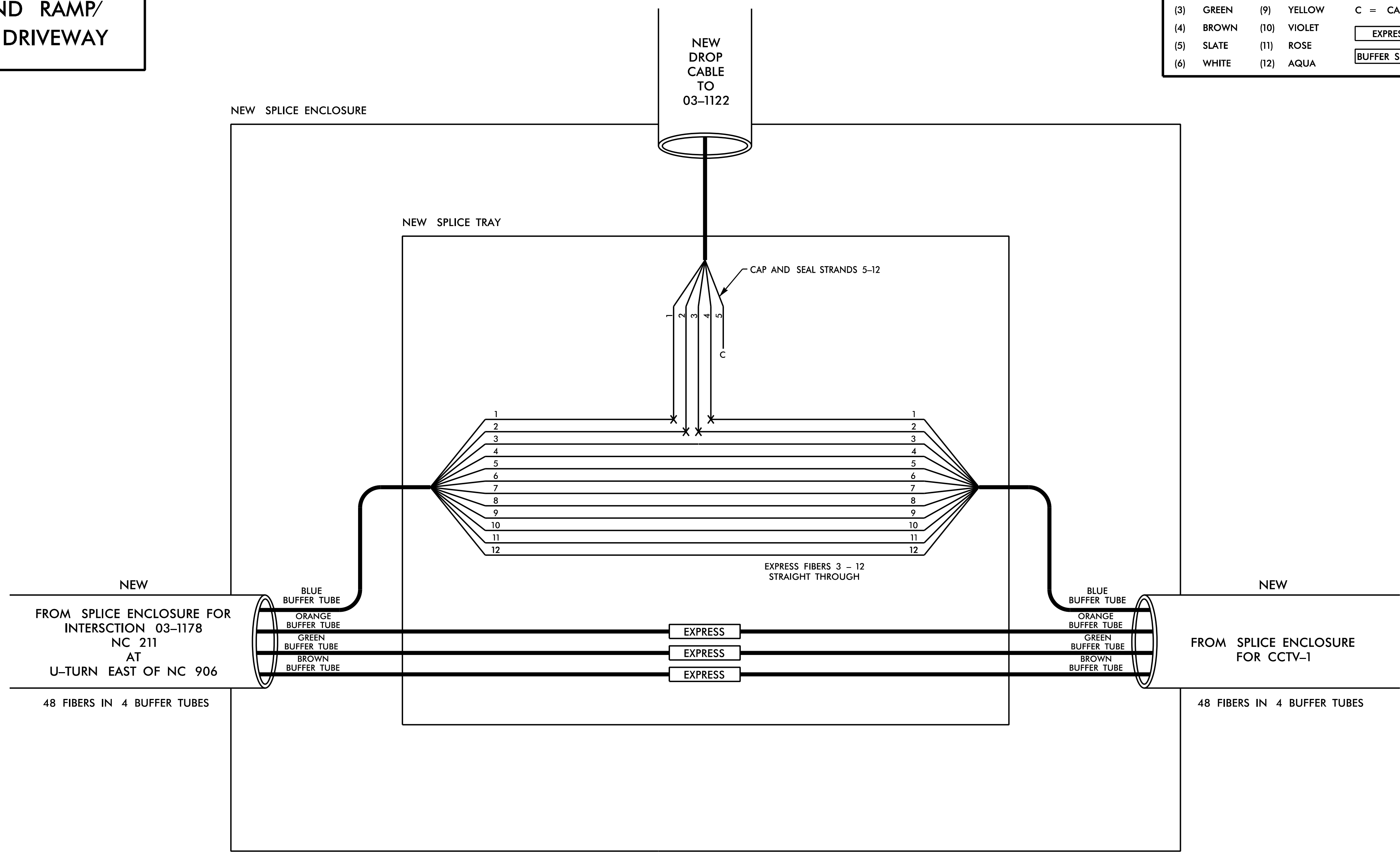
HNTB HNTB NORTH CAROLINA, P.C.
343 E. Six Forks Road, Suite 200
Raleigh, North Carolina 27609
NC License No: C-1554
(919) 548-8997

Plans Prepared for: 250 N. Greenfield Place, Garner, NC 27529	NC 211 (SOUTHPORT-SUPPLY RD / HOWE ST) SPLICE DETAIL		SEAL NATASHA R. SIMMONS
	Division 3 Brunswick Co. Southport	PLAN DATE: September 2021 REVIEWED BY: N.K. Vianich PREPARED BY: T.R. Terrell REVIEWED BY: N.R. Simmons	
SCALE NONE	REVISIONS _____ _____ _____	INIT. _____ _____ _____	DATE _____ _____ _____

DocuSigned by: *Natasha Simmons* 10/29/2021
 FEDERAL REGISTERED PROFESSIONAL ENGINEER
 SIGNATURE DATE
 CADD File name: R5021 scp-43B.dgn

03-1122
 NC 906 (MIDWAY RD) AT
 NC 211 NORTHBOUND RAMP/
 MIDWAY COMMONS DRIVEWAY

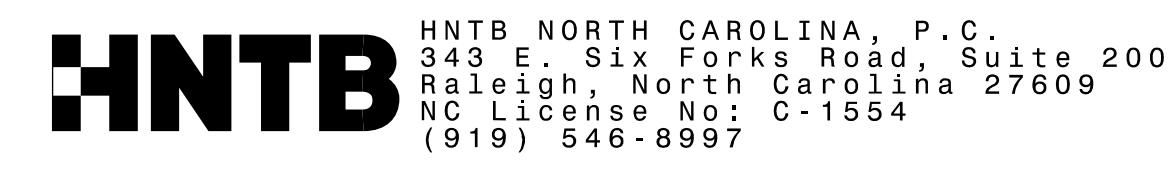
COLOR CODE TIA/EIA 598-C		LEGEND	
(1) BLUE	(7) RED	X = NEW FUSION SPLICE INDIVIDUAL FIBER	
(2) ORANGE	(8) BLACK	● = EXISTING FUSION SPLICE	
(3) GREEN	(9) YELLOW	C = CAP AND SEAL	
(4) BROWN	(10) VIOLET	EXPRESS = EXPRESS ENTIRE BUFFER TUBE THROUGH WITHOUT CUTTING	
(5) SLATE	(11) ROSE	BUFFER SPLICE = SPLICE ALL FIBERS IN BUFFER TUBE COLOR TO COLOR	
(6) WHITE	(12) AQUA		



NOTES:

- UNUSED FIBERS LEFT COILED AND STORED IN SPLICE TRAY.
 - UNUSED BUFFER TUBES LEFT COILED AND STORED IN SPLICE TRAY.
 - ETHERNET SWITCH TERMINATION CONFIGURATIONS ARE GENERIC. CONTRACTOR IS RESPONSIBLE FOR DETERMINING / ENSURING PROPER TERMINATION.
 - INCLUDE ON THE COVER OF EACH SPLICE TRAY THE FOLLOWING: REFERENCE SECTION 1731 "FIBER OPTIC SPLICE ENCLOSURE"
 - SPLICE
 - DATE
 - COMPANY NAME
 - NAME OF INDIVIDUAL PERFORMING THE SPLICING
- PRIOR TO INSTALLING THE COVER ON THE SPLICE TRAY, TAKE A DIGITAL PHOTOGRAPH SHOWING THE SPLICE TRAY AND INFORMATION SHOWN ABOVE (1-4) AND SUBMIT PHOTOGRAPH ALONG WITH OTDR TEST RESULTS.
- SIX (6) WEEKS PRIOR TO BEGINNING WORK ON THE SIGNAL SYSTEM, CONTACT THE DIVISION 3 DEPUTY TRAFFIC ENGINEER, STONEWALL (STONEY) MATHIS, AT 910-341-2200 TO ARRANGE FOR THE DIVISION TO PROGRAM THE NEW FIELD ETHERNET SWITCHES WITH THE NECESSARY NETWORK CONFIGURATION DATA, INCLUDING BUT NOT LIMITED TO THE PROJECT IP ADDRESS, DEFAULT GATEWAY, SUBNET MASK, AND VLAN ID INFORMATION. NOTIFY THE DEPUTY TRAFFIC ENGINEER AFTER ALL WORK IS PERFORMED TO ENSURE THAT ALL FIBER CIRCUITS ARE FUNCTIONING PROPERLY. WORK IS NOT COMPLETE UNTIL THE SIGNAL SYSTEM IS BACK UP AND FUNCTIONAL.

**DOCUMENT NOT CONSIDERED FINAL
 UNLESS ALL SIGNATURES COMPLETED**

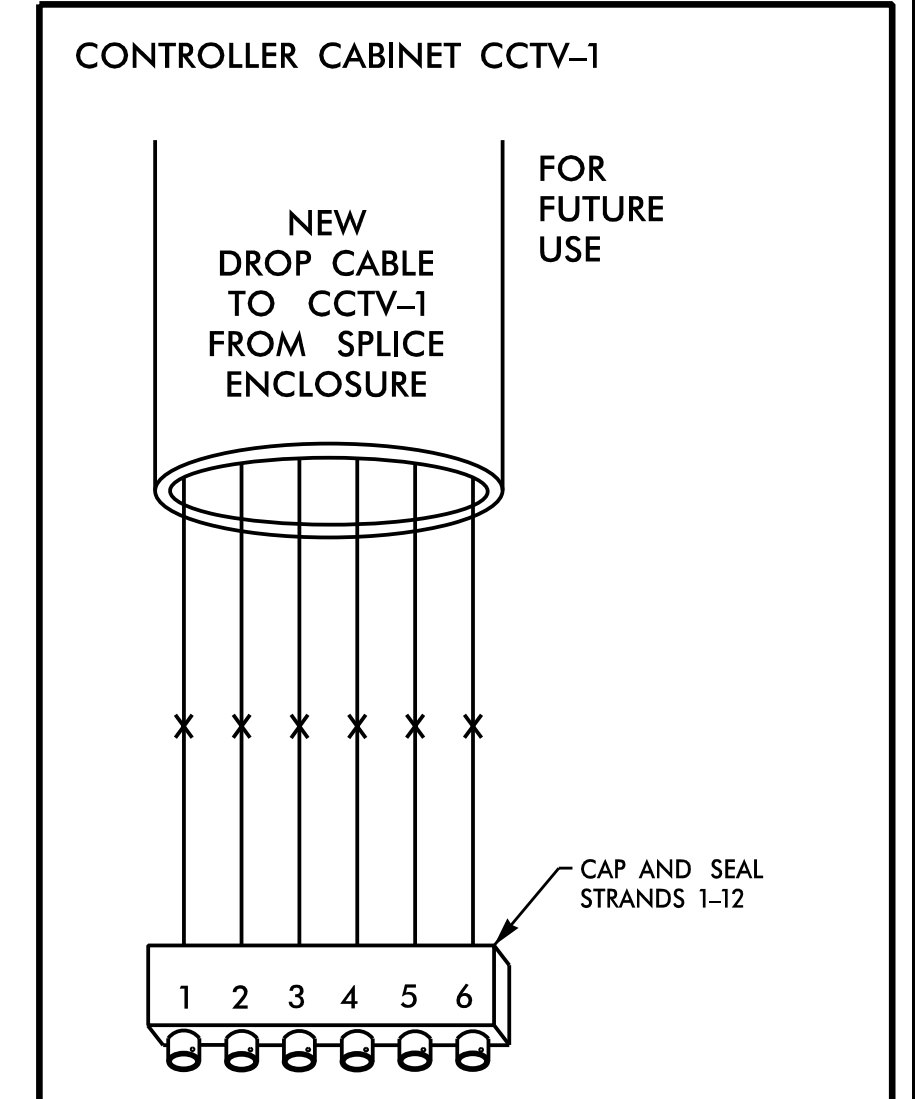
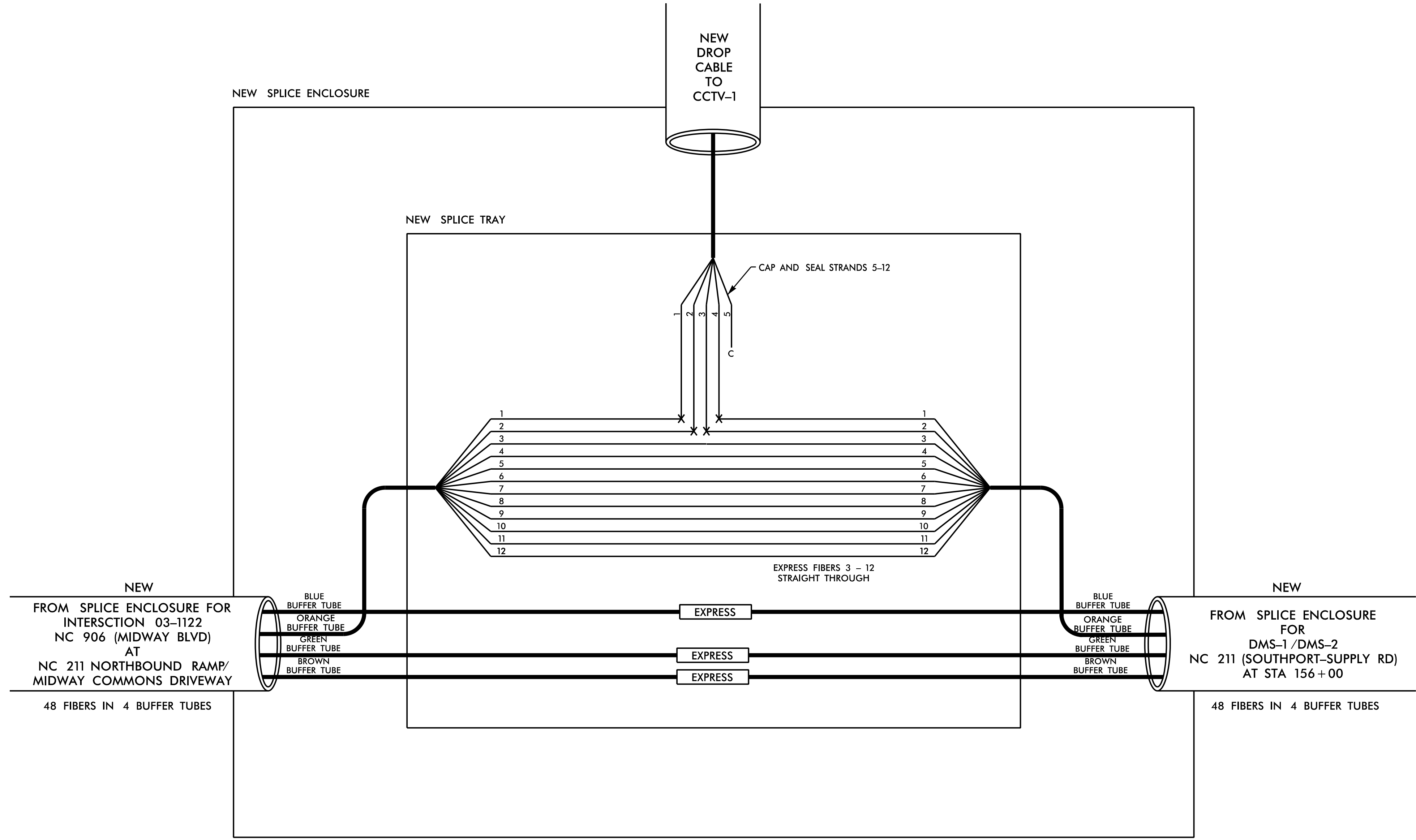


Plans Prepared for: 250 N. Greenfield Place, Garner, NC 27529	NC 211 (SOUTHPORT-SUPPLY RD / HOWE ST) SPLICE DETAIL		SEAL NATASHA R. SIMMONS
	Division 3 Brunswick Co. Southport	PLAN DATE: September 2021 REVIEWED BY: N.K. Vianich PREPARED BY: T.R. Terrell REVIEWED BY: N.R. Simmons	
SCALE NONE	REVISIONS _____ _____ _____	INIT. _____ _____ _____	DATE _____ _____ _____

DocuSigned by:
 Natasha Simmons 10/29/2021
 FIDAB8DF3AD45A
 SIGNATURE DATE
 CADD File name: R5021_scp-44.dgn

CCTV-1
NC 906 NORTHBOUND RAMP AT
NC 211 (SOUTHPORT-SUPPLY RD)

COLOR CODE TIA/EIA 598-C		LEGEND	
(1) BLUE	(7) RED	X = NEW FUSION SPLICE INDIVIDUAL FIBER	
(2) ORANGE	(8) BLACK	● = EXISTING FUSION SPLICE	
(3) GREEN	(9) YELLOW	C = CAP AND SEAL	
(4) BROWN	(10) VIOLET	EXPRESS = EXPRESS ENTIRE BUFFER TUBE THROUGH WITHOUT CUTTING	
(5) SLATE	(11) ROSE	BUFFER SPLICE = SPLICE ALL FIBERS IN BUFFER TUBE COLOR TO COLOR	
(6) WHITE	(12) AQUA		



NOTES:

- UNUSED FIBERS LEFT COILED AND STORED IN SPLICE TRAY.
- UNUSED BUFFER TUBES LEFT COILED AND STORED IN SPLICE TRAY.
- INCLUDE ON THE COVER OF EACH SPLICE TRAY THE FOLLOWING: REFERENCE SECTION 1731 "FIBER OPTIC SPLICE ENCLOSURE"
 - (1) SPLICE
 - (2) DATE
 - (3) COMPANY NAME
 - (4) NAME OF INDIVIDUAL PERFORMING THE SPLICING

PRIOR TO INSTALLING THE COVER ON THE SPLICE TRAY, TAKE A DIGITAL PHOTOGRAPH SHOWING THE SPLICE TRAY AND INFORMATION SHOWN ABOVE (1-4) AND SUBMIT PHOTOGRAPH ALONG WITH OTDR TEST RESULTS.

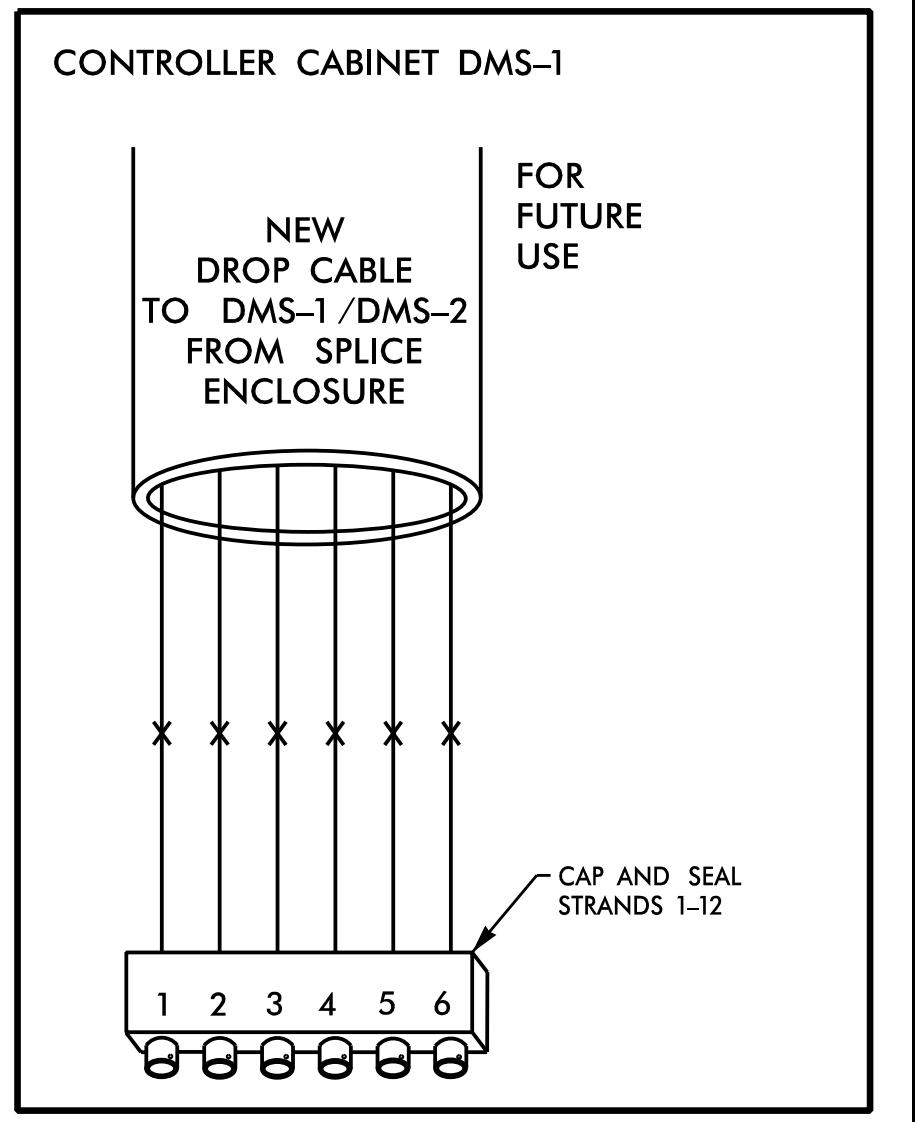
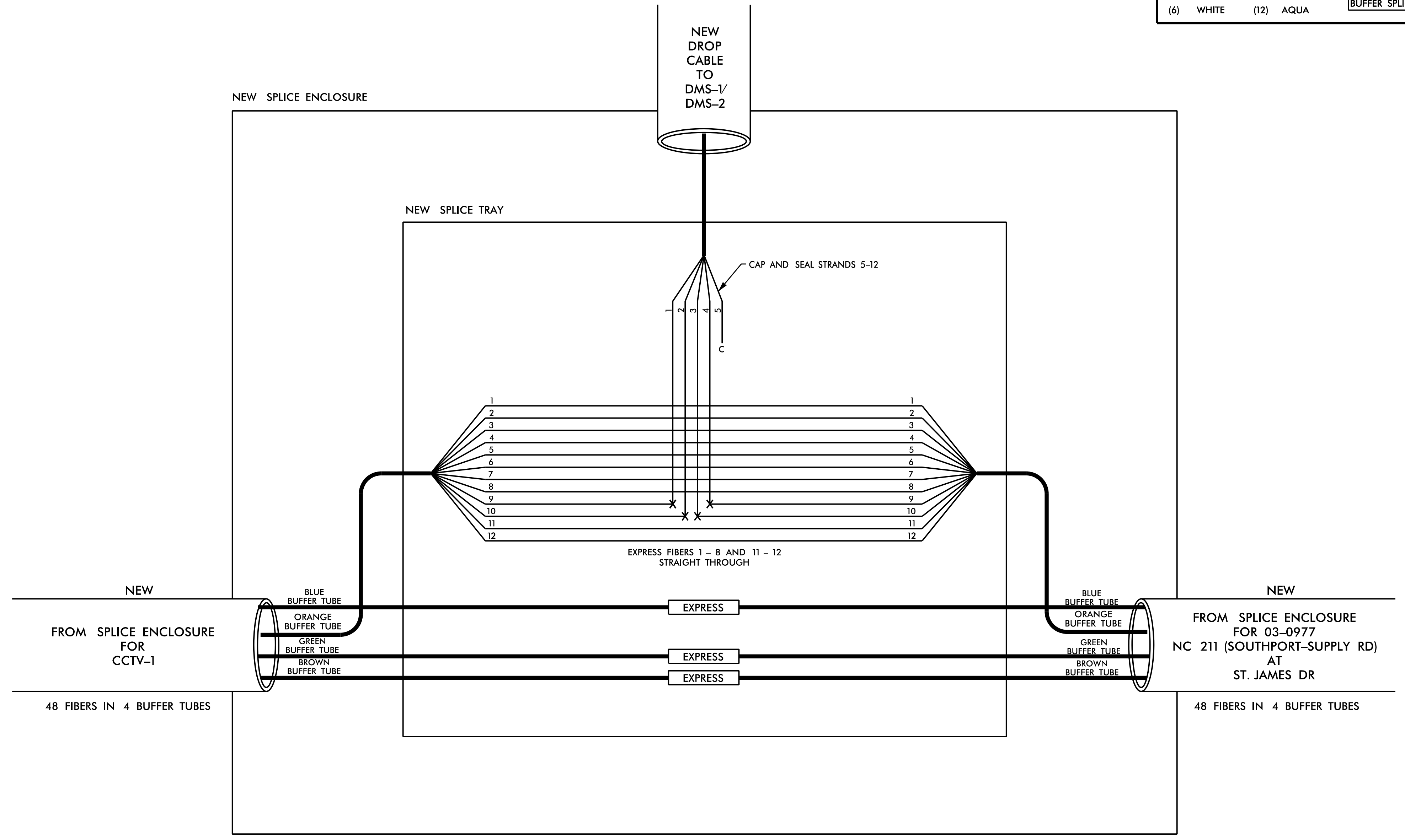
**DOCUMENT NOT CONSIDERED FINAL
 UNLESS ALL SIGNATURES COMPLETED**

HNTB HNTB NORTH CAROLINA, P.C.
 343 E. Six Forks Road, Suite 200
 Raleigh, North Carolina 27609
 NC License No: C-1554
 (919) 548-8997

Plans Prepared for: 250 N. Greenfield Place, Garner, NC 27529	NC 211 (SOUTHPORT-SUPPLY RD / HOWE ST) SPLICE DETAIL		SEAL SEAL 031464 NATASHA R. SIMMONS ENGINEER
	Division 3 Brunswick Co. Southport PLAN DATE: September 2021 REVIEWED BY: N.K. Vianich PREPARED BY: T.R. Terrell REVIEWED BY: N.R. Simmons	Documented By: <i>Natasha Simmons</i> 10/29/2021 SEAL SIGNATURE DATE CADD Filename: R5021_scp-45.dgn	

DMS-1 /DMS-2
NC 211 (SOUTHPORT-SUPPLY RD)
AT STA 156+00

COLOR CODE TIA/EIA 598-C		LEGEND	
(1) BLUE	(7) RED	X = NEW FUSION SPLICE INDIVIDUAL FIBER	
(2) ORANGE	(8) BLACK	● = EXISTING FUSION SPLICE	
(3) GREEN	(9) YELLOW	C = CAP AND SEAL	
(4) BROWN	(10) VIOLET	EXPRESS = EXPRESS ENTIRE BUFFER TUBE THROUGH WITHOUT CUTTING	
(5) SLATE	(11) ROSE	BUFFER SPLICE = SPLICE ALL FIBERS IN BUFFER TUBE COLOR TO COLOR	
(6) WHITE	(12) AQUA		



NOTES:

- UNUSED FIBERS LEFT COILED AND STORED IN SPLICE TRAY.
 - UNUSED BUFFER TUBES LEFT COILED AND STORED IN SPLICE TRAY.
 - INCLUDE ON THE COVER OF EACH SPLICE TRAY THE FOLLOWING: REFERENCE SECTION 1731 "FIBER OPTIC SPLICE ENCLOSURE"
 - SPLICE
 - DATE
 - COMPANY NAME
 - NAME OF INDIVIDUAL PERFORMING THE SPLICING
- PRIOR TO INSTALLING THE COVER ON THE SPLICE TRAY, TAKE A DIGITAL PHOTOGRAPH SHOWING THE SPLICE TRAY AND INFORMATION SHOWN ABOVE (1-4) AND SUBMIT PHOTOGRAPH ALONG WITH OTDR TEST RESULTS.
- SIX (6) WEEKS PRIOR TO BEGINNING WORK ON THE SIGNAL SYSTEM, CONTACT THE DIVISION 3 DEPUTY TRAFFIC ENGINEER, STONEWALL (STONEY) MATHIS, AT 910-341-2200 TO ARRANGE FOR THE DIVISION TO PROGRAM THE NEW FIELD ETHERNET SWITCHES WITH THE NECESSARY NETWORK CONFIGURATION DATA, INCLUDING BUT NOT LIMITED TO THE PROJECT IP ADDRESS, DEFAULT GATEWAY, SUBNET MASK, AND VLAN ID INFORMATION. NOTIFY THE DEPUTY TRAFFIC ENGINEER AFTER ALL WORK IS PERFORMED TO ENSURE THAT ALL FIBER CIRCUITS ARE FUNCTIONING PROPERLY. WORK IS NOT COMPLETE UNTIL THE SIGNAL SYSTEM IS BACK UP AND FUNCTIONAL.

DOCUMENT NOT CONSIDERED FINAL UNLESS ALL SIGNATURES COMPLETED

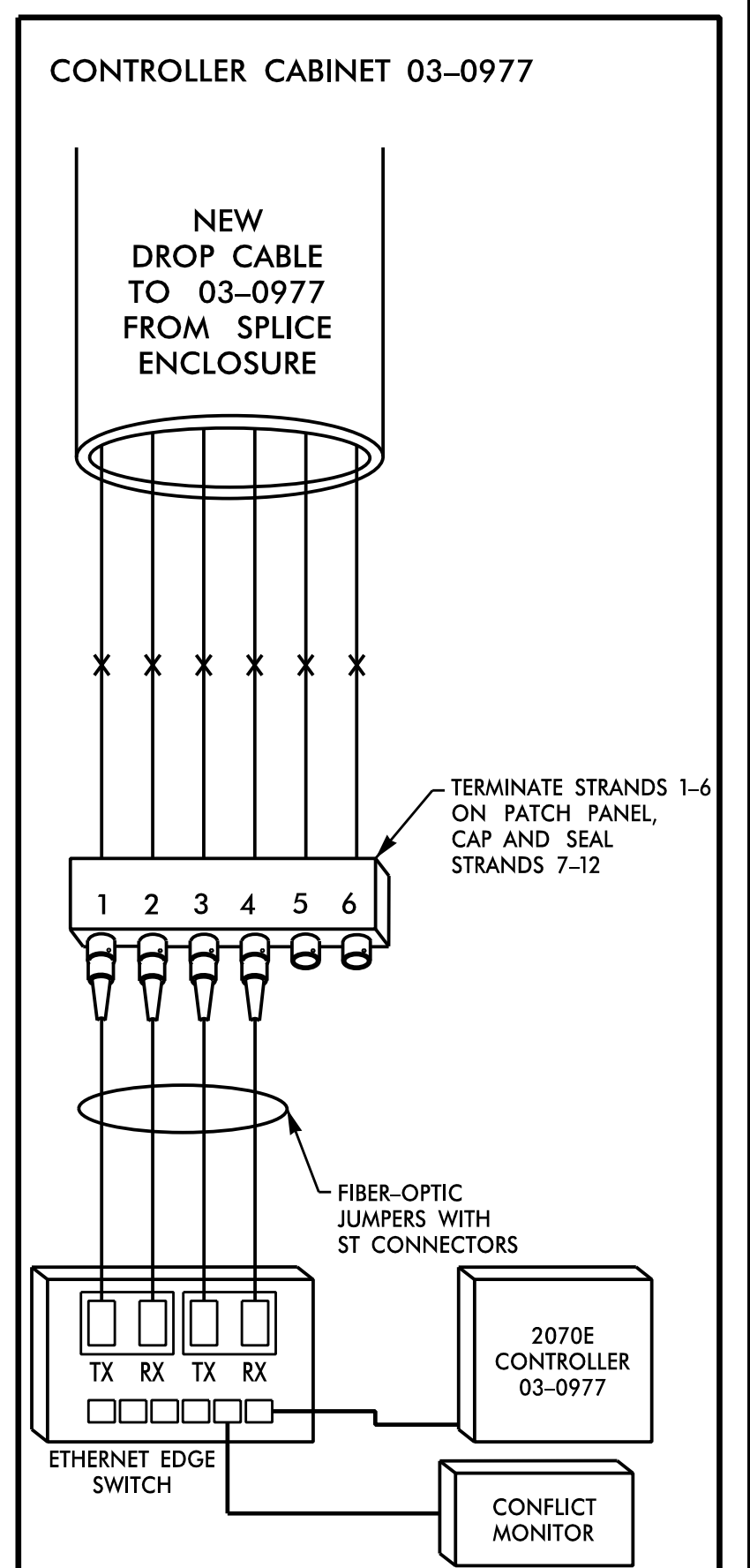
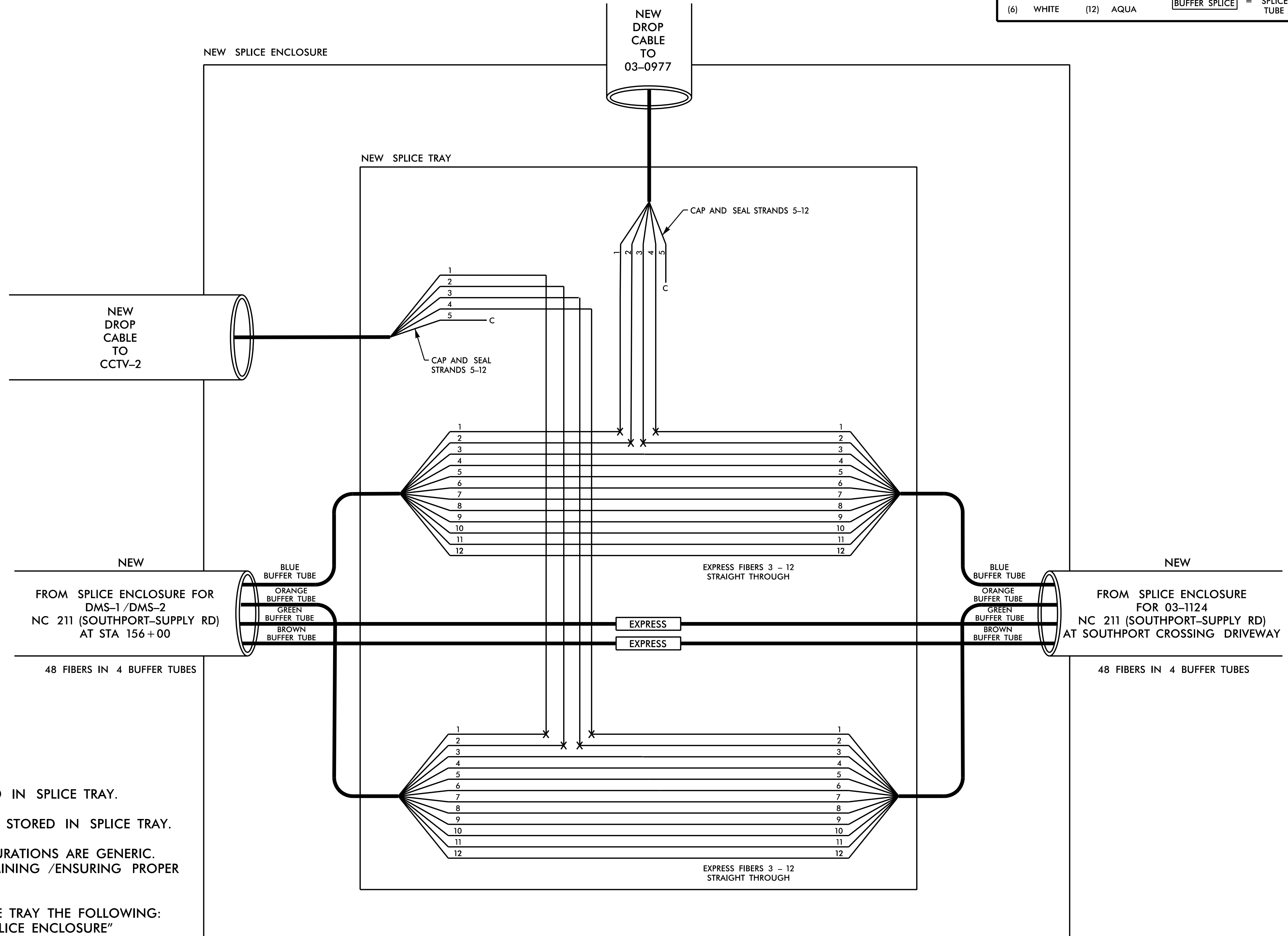
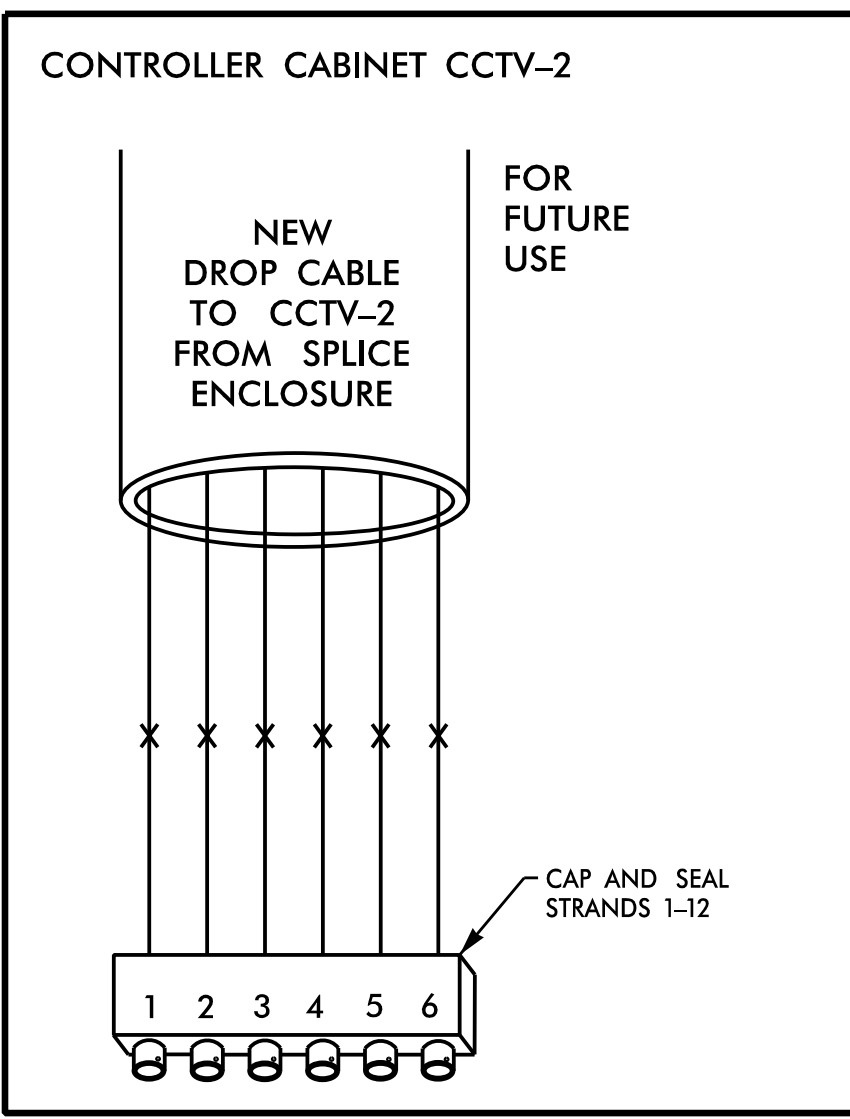
HNTB HNTB NORTH CAROLINA, P.C.
 343 E. Six Forks Road, Suite 200
 Raleigh, North Carolina 27609
 NC License No: C-1554
 (919) 548-8997

Plans Prepared for: 250 N. Greenfield Place, Garner, NC 27529	NC 211 (SOUTHPORT-SUPPLY RD / HOWE ST) SPLICE DETAIL		SEAL Natasha R. Simmons 10/29/2021
	Division 3 Brunswick Co. Southport PLAN DATE: September 2021 REVIEWED BY: N.K. Vlanich PREPARED BY: T.R. Terrell REVIEWED BY: N.R. Simmons	SCALE NONE	

CADD Filename: R5021_scp-46.dgn

03-0977 / CCTV-2
NC 211 (SOUTHPORT-SUPPLY RD)
AT
ST. JAMES DR

COLOR CODE TIA/EIA 598-C		LEGEND	
(1) BLUE	(7) RED	X = NEW FUSION SPLICE INDIVIDUAL FIBER	
(2) ORANGE	(8) BLACK	● = EXISTING FUSION SPLICE	
(3) GREEN	(9) YELLOW	C = CAP AND SEAL	
(4) BROWN	(10) VIOLET	EXPRESS = EXPRESS ENTIRE BUFFER TUBE THROUGH WITHOUT CUTTING	
(5) SLATE	(11) ROSE	BUFFER SPLICE = SPLICE ALL FIBERS IN BUFFER TUBE COLOR TO COLOR	
(6) WHITE	(12) AQUA		



NOTES:

- UNUSED FIBERS LEFT COILED AND STORED IN SPLICE TRAY.
- UNUSED BUFFER TUBES LEFT COILED AND STORED IN SPLICE TRAY.
- ETHERNET SWITCH TERMINATION CONFIGURATIONS ARE GENERIC. CONTRACTOR IS RESPONSIBLE FOR DETERMINING /ENSURING PROPER TERMINATION.
- INCLUDE ON THE COVER OF EACH SPLICE TRAY THE FOLLOWING: REFERENCE SECTION 1731 "FIBER OPTIC SPLICE ENCLOSURE"

- (1) SPLICE
- (2) DATE
- (3) COMPANY NAME
- (4) NAME OF INDIVIDUAL PERFORMING THE SPLICING

PRIOR TO INSTALLING THE COVER ON THE SPLICE TRAY, TAKE A DIGITAL PHOTOGRAPH SHOWING THE SPLICE TRAY AND INFORMATION SHOWN ABOVE (1-4) AND SUBMIT PHOTOGRAPH ALONG WITH OTDR TEST RESULTS.

- SIX (6) WEEKS PRIOR TO BEGINNING WORK ON THE SIGNAL SYSTEM, CONTACT THE DIVISION 3 DEPUTY TRAFFIC ENGINEER, STONEWALL (STONEY) MATHIS, AT 910-341-2200 TO ARRANGE FOR THE DIVISION TO PROGRAM THE NEW FIELD ETHERNET SWITCHES WITH THE NECESSARY NETWORK CONFIGURATION DATA, INCLUDING BUT NOT LIMITED TO THE PROJECT IP ADDRESS, DEFAULT GATEWAY, SUBNET MASK, AND VLAN ID INFORMATION. NOTIFY THE DEPUTY TRAFFIC ENGINEER AFTER ALL WORK IS PERFORMED TO ENSURE THAT ALL FIBER CIRCUITS ARE FUNCTIONING PROPERLY. WORK IS NOT COMPLETE UNTIL THE SIGNAL SYSTEM IS BACK UP AND FUNCTIONAL.

HNTB HNTB NORTH CAROLINA, P.C.
343 E. Six Forks Road, Suite 200
Raleigh, North Carolina 27609
NC License No: C-1554
(919) 548-8997

Plans Prepared for:

NC 211 (SOUTHPORT-SUPPLY RD / HOWE ST) SPLICE DETAIL

Division 3 Brunswick Co. Southport

PLAN DATE: June 2018 REVIEWED BY: T.R. Terrell

PREPARED BY: Rakesh Nune REVIEWED BY: N.R. Simmons

SCALE: NONE

REVISIONS: INIT. DATE

SEAL: NORTH CAROLINA PROFESSIONAL ENGINEER SEAL 031464 N. R. SIMMONS

2070E CONTROLLER 03-0977

CONFLICT MONITOR

ETHERNET EDGE SWITCH

250 N. Greenfield Place, Garner, NC 27529

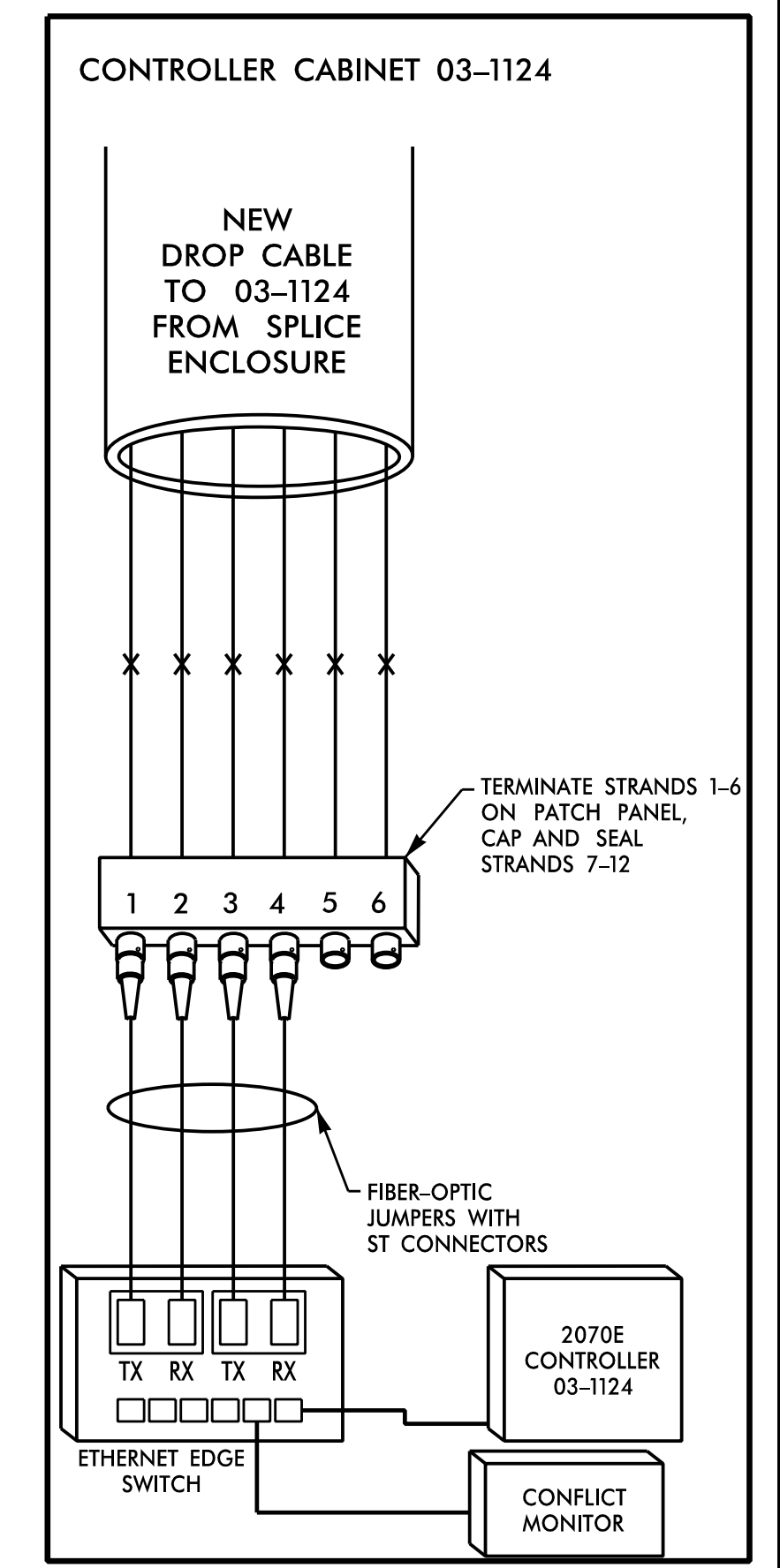
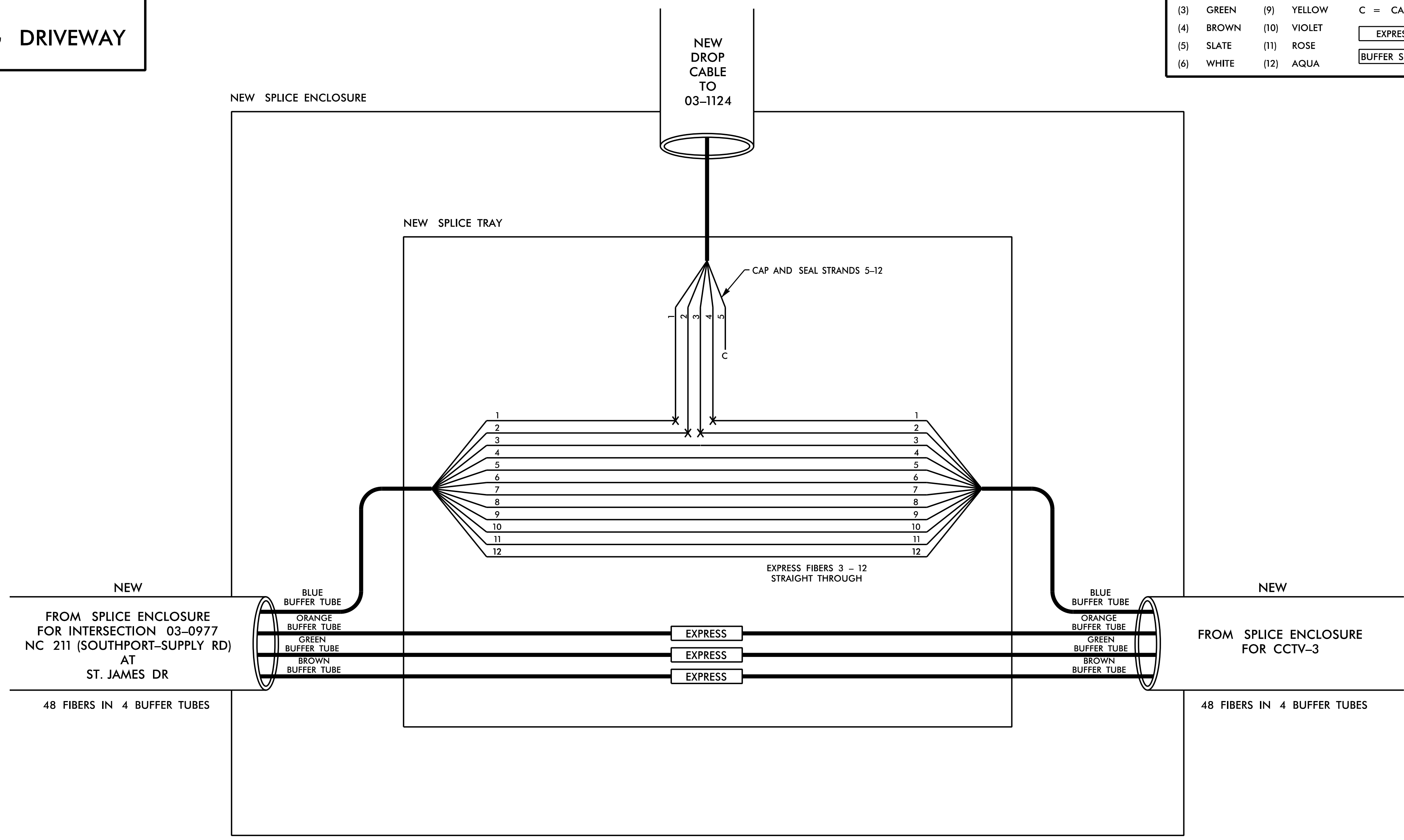
DocuSigned by: Natasha Simmons 9/9/2021

FEDAB8F3AD45A... SIGNATURE DATE

CADD Filename: R5021 scp-47.dgn

03-1124
 NC 211 (SOUTHPORT-SUPPLY RD)
 AT
 SOUTHPORT CROSSING DRIVEWAY

COLOR CODE TIA/EIA 598-C		LEGEND	
(1) BLUE	(7) RED	X = NEW FUSION SPLICE INDIVIDUAL FIBER	
(2) ORANGE	(8) BLACK	● = EXISTING FUSION SPLICE	
(3) GREEN	(9) YELLOW	C = CAP AND SEAL	
(4) BROWN	(10) VIOLET	EXPRESS = EXPRESS ENTIRE BUFFER TUBE THROUGH WITHOUT CUTTING	
(5) SLATE	(11) ROSE	BUFFER SPLICE = SPLICE ALL FIBERS IN BUFFER TUBE COLOR TO COLOR	
(6) WHITE	(12) AQUA		



NOTES:

- UNUSED FIBERS LEFT COILED AND STORED IN SPLICE TRAY.
 - UNUSED BUFFER TUBES LEFT COILED AND STORED IN SPLICE TRAY.
 - ETHERNET SWITCH TERMINATION CONFIGURATIONS ARE GENERIC. CONTRACTOR IS RESPONSIBLE FOR DETERMINING / ENSURING PROPER TERMINATION.
 - INCLUDE ON THE COVER OF EACH SPLICE TRAY THE FOLLOWING: REFERENCE SECTION 1731 "FIBER OPTIC SPLICE ENCLOSURE"
 - SPLICE
 - DATE
 - COMPANY NAME
 - NAME OF INDIVIDUAL PERFORMING THE SPLICING
- PRIOR TO INSTALLING THE COVER ON THE SPLICE TRAY, TAKE A DIGITAL PHOTOGRAPH SHOWING THE SPLICE TRAY AND INFORMATION SHOWN ABOVE (1-4) AND SUBMIT PHOTOGRAPH ALONG WITH OTDR TEST RESULTS.
- SIX (6) WEEKS PRIOR TO BEGINNING WORK ON THE SIGNAL SYSTEM, CONTACT THE DIVISION 3 DEPUTY TRAFFIC ENGINEER, STONEWALL (STONEY) MATHIS, AT 910-341-2200 TO ARRANGE FOR THE DIVISION TO PROGRAM THE NEW FIELD ETHERNET SWITCHES WITH THE NECESSARY NETWORK CONFIGURATION DATA, INCLUDING BUT NOT LIMITED TO THE PROJECT IP ADDRESS, DEFAULT GATEWAY, SUBNET MASK, AND VLAN ID INFORMATION. NOTIFY THE DEPUTY TRAFFIC ENGINEER AFTER ALL WORK IS PERFORMED TO ENSURE THAT ALL FIBER CIRCUITS ARE FUNCTIONING PROPERLY. WORK IS NOT COMPLETE UNTIL THE SIGNAL SYSTEM IS BACK UP AND FUNCTIONAL.

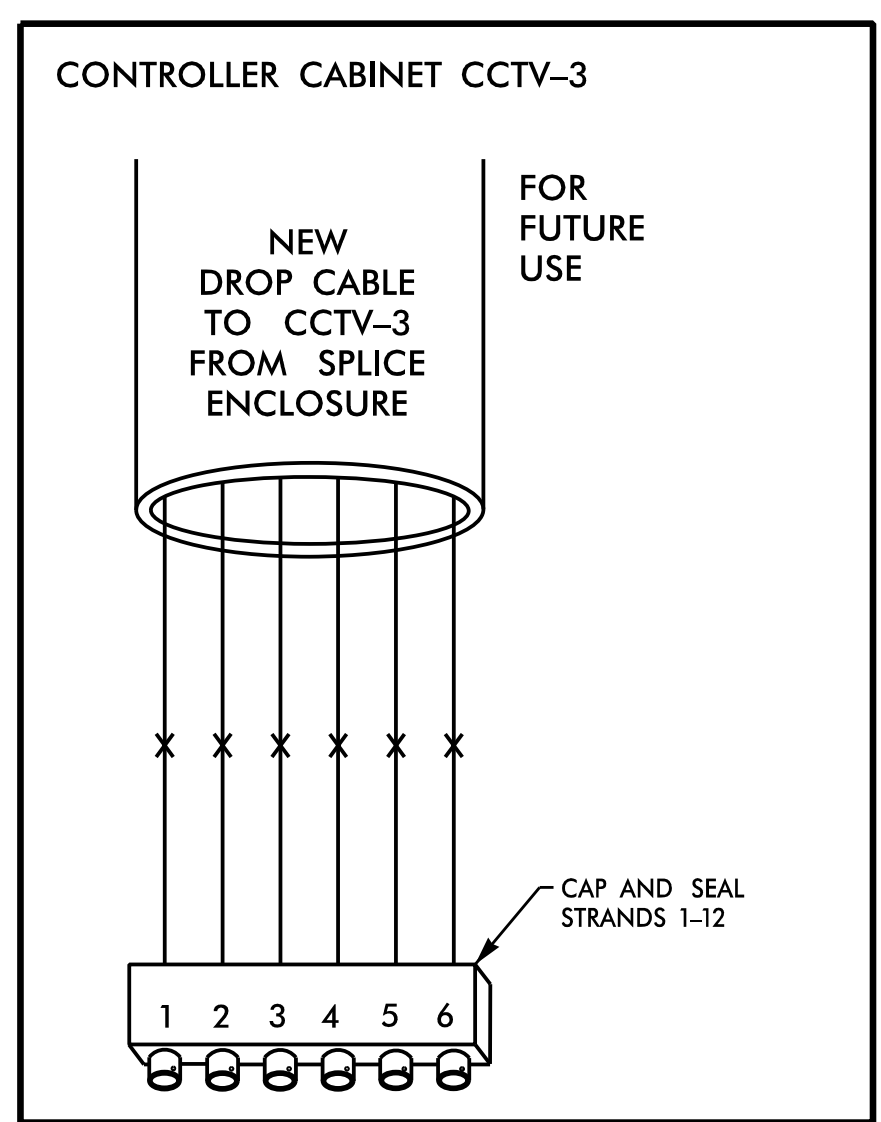
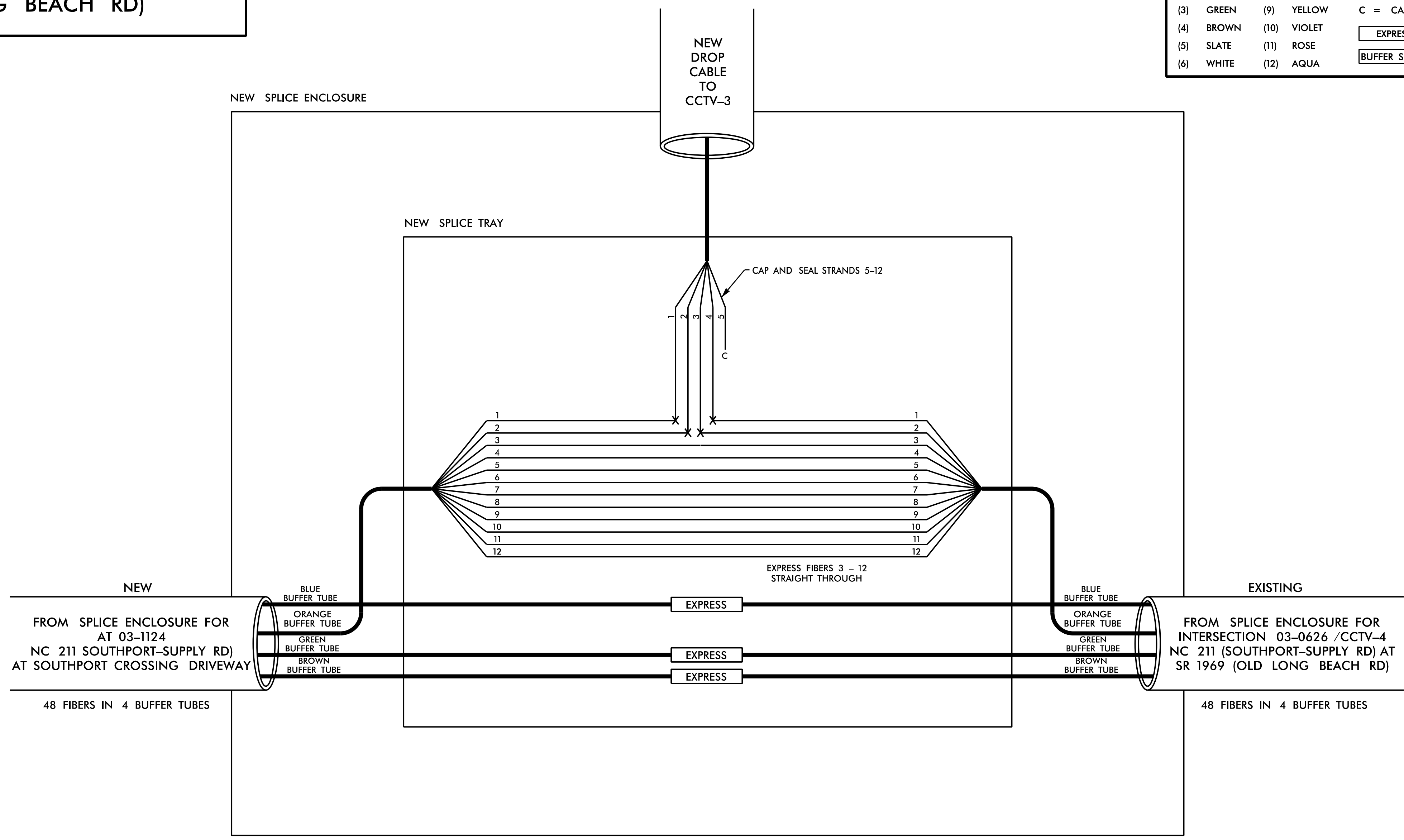
DOCUMENT NOT CONSIDERED FINAL UNLESS ALL SIGNATURES COMPLETED

HNTB HNTB NORTH CAROLINA, P.C.
 343 E. Six Forks Road, Suite 200
 Raleigh, North Carolina 27609
 NC License No: C-1554
 (919) 548-8997

Plans Prepared for: 250 N. Greenfield Place, Garner, NC 27529	NC 211 (SOUTHPORT-SUPPLY RD / HOWE ST) SPLICE DETAIL		SEAL SEAL 031464 NATASHA R. SIMMONS
	Division 3 Brunswick Co. Southport	PLAN DATE: June 2018 REVIEWED BY: T.R. Terrell	
SCALE NONE	REVISIONS _____	INIT. DATE _____	DocuSigned by: Natasha Simmons 9/9/2021 FE0488DF3AD45A SIGNATURE DATE CADD File name: R5021_scp-48.dgn

CCTV-3
NC 211 (SOUTHPORT-SUPPLY RD) AT
NC 133 (LONG BEACH RD)

COLOR CODE TIA/EIA 598-C		LEGEND	
(1) BLUE	(7) RED	X = NEW FUSION SPLICE INDIVIDUAL FIBER	
(2) ORANGE	(8) BLACK	● = EXISTING FUSION SPLICE	
(3) GREEN	(9) YELLOW	C = CAP AND SEAL	
(4) BROWN	(10) VIOLET	EXPRESS = EXPRESS ENTIRE BUFFER TUBE THROUGH WITHOUT CUTTING	
(5) SLATE	(11) ROSE	BUFFER SPLICE = SPLICE ALL FIBERS IN BUFFER TUBE COLOR TO COLOR	
(6) WHITE	(12) AQUA		





NOTES:

- UNUSED FIBERS LEFT COILED AND STORED IN SPLICE TRAY.
- UNUSED BUFFER TUBES LEFT COILED AND STORED IN SPLICE TRAY.
- INCLUDE ON THE COVER OF EACH SPLICE TRAY THE FOLLOWING: REFERENCE SECTION 1731 "FIBER OPTIC SPLICE ENCLOSURE"
 - SPLICE
 - DATE
 - COMPANY NAME
 - NAME OF INDIVIDUAL PERFORMING THE SPLICING

PRIOR TO INSTALLING THE COVER ON THE SPLICE TRAY, TAKE A DIGITAL PHOTOGRAPH SHOWING THE SPLICE TRAY AND INFORMATION SHOWN ABOVE (1-4) AND SUBMIT PHOTOGRAPH ALONG WITH OTDR TEST RESULTS.

**DOCUMENT NOT CONSIDERED FINAL
 UNLESS ALL SIGNATURES COMPLETED**

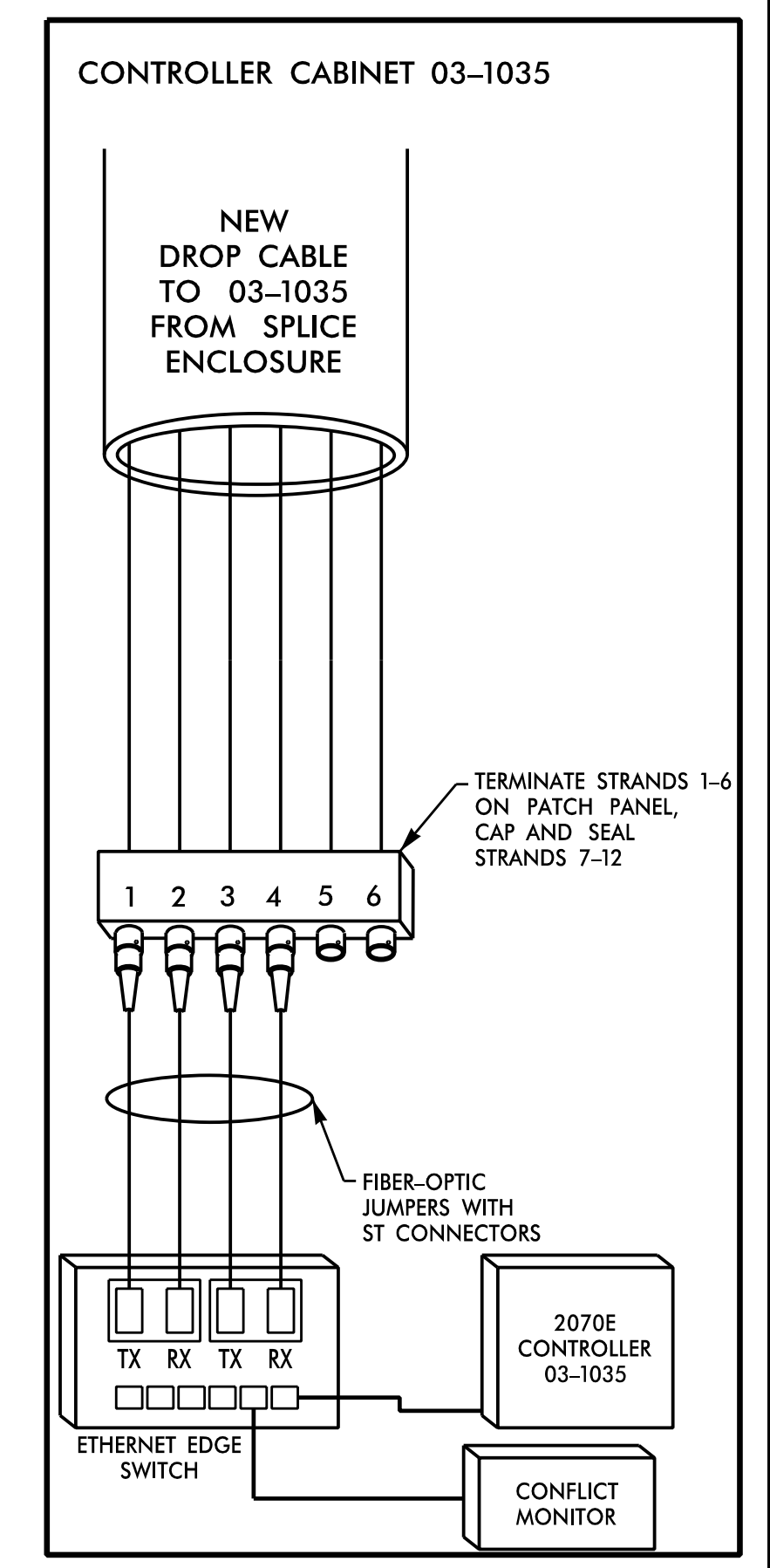
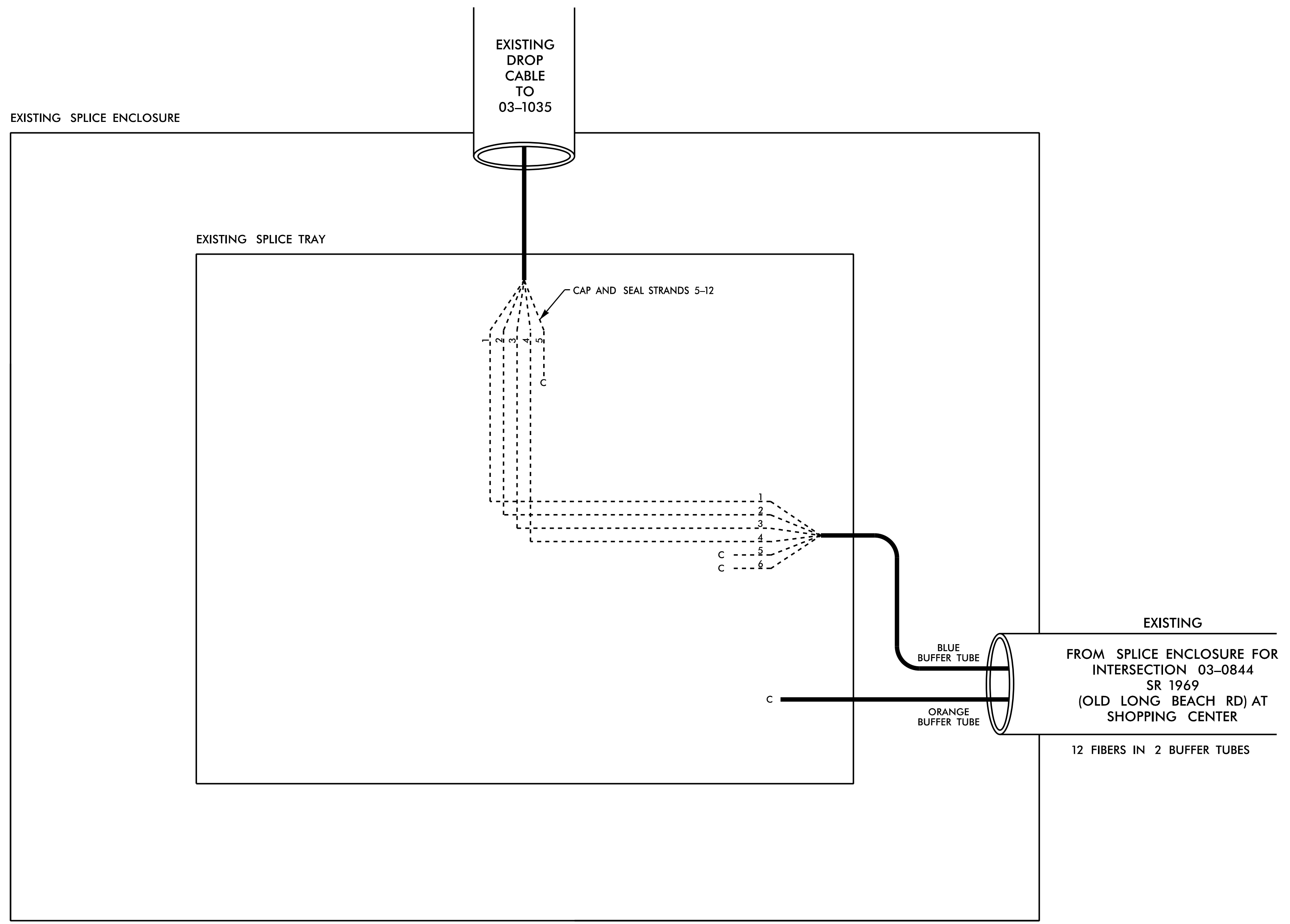
HNTB HNTB NORTH CAROLINA, P.C.
 343 E. Six Forks Road, Suite 200
 Raleigh, North Carolina 27609
 NC License No: C-1554
 (919) 548-8997

Plans Prepared for:  250 N. Greenfield Place, Garner, NC 27529	NC 211 (SOUTHPORT-SUPPLY RD / HOWE ST) SPLICE DETAIL		SEAL  SEAL 031464 NATASHA R. SIMMONS ENGINEER
	Division 3 Brunswick Co. Southport PLAN DATE: June 2018 REVIEWED BY: T.R. Terrell PREPARED BY: Rakesh Nune REVIEWED BY: N.R. Simmons	REVISIONS INIT. DATE	

03-1035
NC 133 (LONG BEACH RD)
AT
SR 1969 (OLD LONG BEACH RD)

**NO WORK ON THIS SHEET.
SHOWN FOR INFORMATION PURPOSES ONLY.**

COLOR CODE TIA/EIA 598-C			LEGEND	
(1) BLUE	(7) RED	X = NEW FUSION SPLICE INDIVIDUAL FIBER		
(2) ORANGE	(8) BLACK	● = EXISTING FUSION SPLICE		
(3) GREEN	(9) YELLOW	C = CAP AND SEAL		
(4) BROWN	(10) VIOLET	EXPRESS = EXPRESS ENTIRE BUFFER TUBE THROUGH WITHOUT CUTTING		
(5) SLATE	(11) ROSE	BUFFER SPLICE = SPLICE ALL FIBERS IN BUFFER TUBE COLOR TO COLOR		
(6) WHITE	(12) AQUA			



DOCUMENT NOT CONSIDERED FINAL UNLESS ALL SIGNATURES COMPLETED

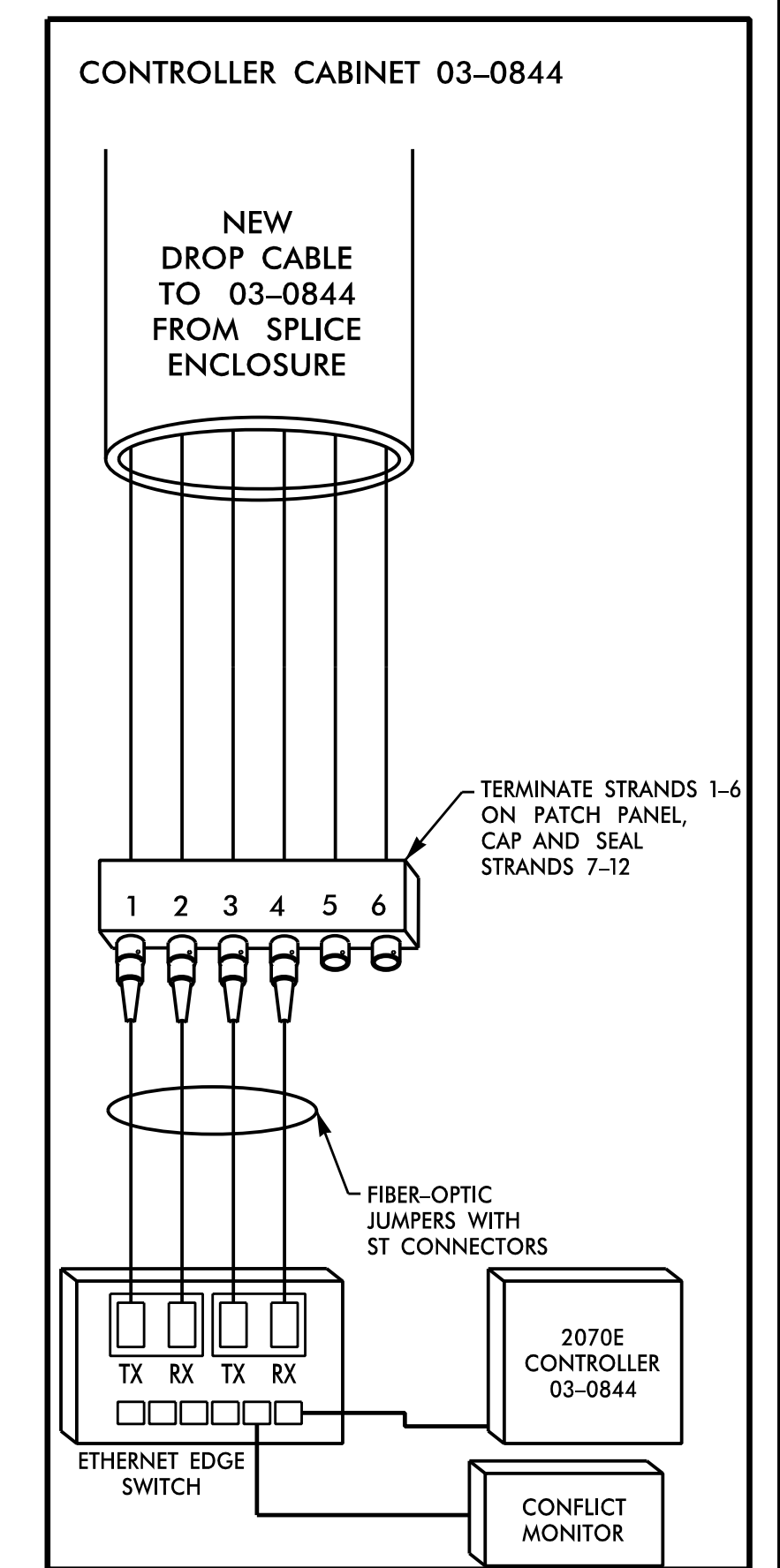
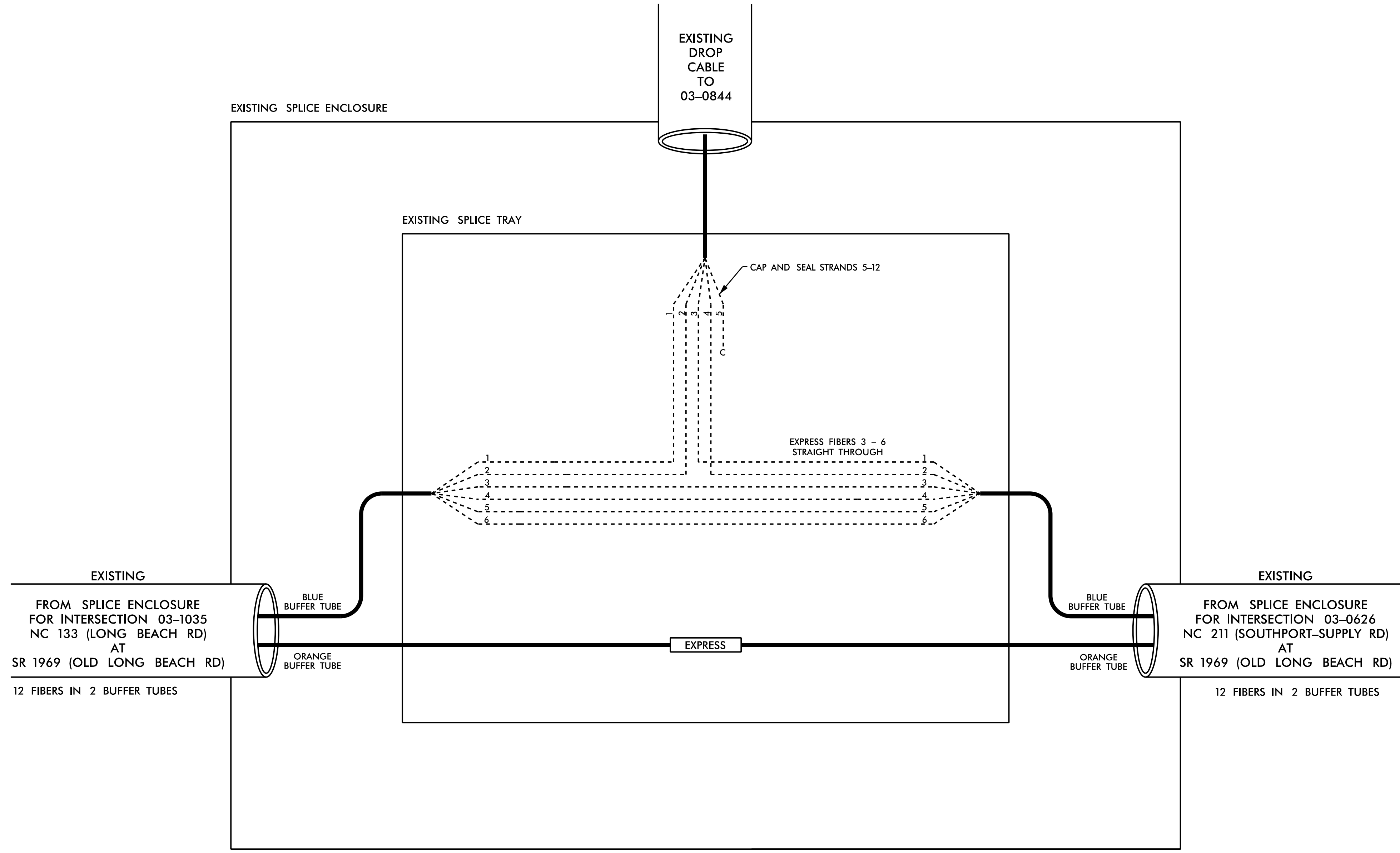
HNTB HNTB NORTH CAROLINA, P.C.
343 E. Six Forks Road, Suite 200
Raleigh, North Carolina 27609
NC License No: C-1554
(919) 548-8997

	NC 211 (SOUTHPORT-SUPPLY RD / HOWE ST) SPLICE DETAIL		
	Division 3 Brunswick Co. Southport	PLAN DATE: June 2018 REVIEWED BY: T.R. Terrell	
SCALE NONE	REVISIONS _____	INIT. DATE _____	DocuSigned by: Natasha Simmons 9/9/2021 FEDERAL REGISTERED PROFESSIONAL ENGINEER SIGNATURE DATE CADD File name: R5021_scp-50.dgn

03-0844
 SR 1969 (OLD LONG BEACH RD)
 AT
 SHOPPING CENTER



**NO WORK ON THIS SHEET.
 SHOWN FOR INFORMATION PURPOSES ONLY.**

COLOR CODE TIA/EIA 598-C		LEGEND	
(1) BLUE	(7) RED	X = NEW FUSION SPLICE INDIVIDUAL FIBER	
(2) ORANGE	(8) BLACK	● = EXISTING FUSION SPLICE	
(3) GREEN	(9) YELLOW	C = CAP AND SEAL	
(4) BROWN	(10) VIOLET	EXPRESS = EXPRESS ENTIRE BUFFER TUBE THROUGH WITHOUT CUTTING	
(5) SLATE	(11) ROSE	BUFFER SPLICE = SPLICE ALL FIBERS IN BUFFER TUBE COLOR TO COLOR	
(6) WHITE	(12) AQUA		



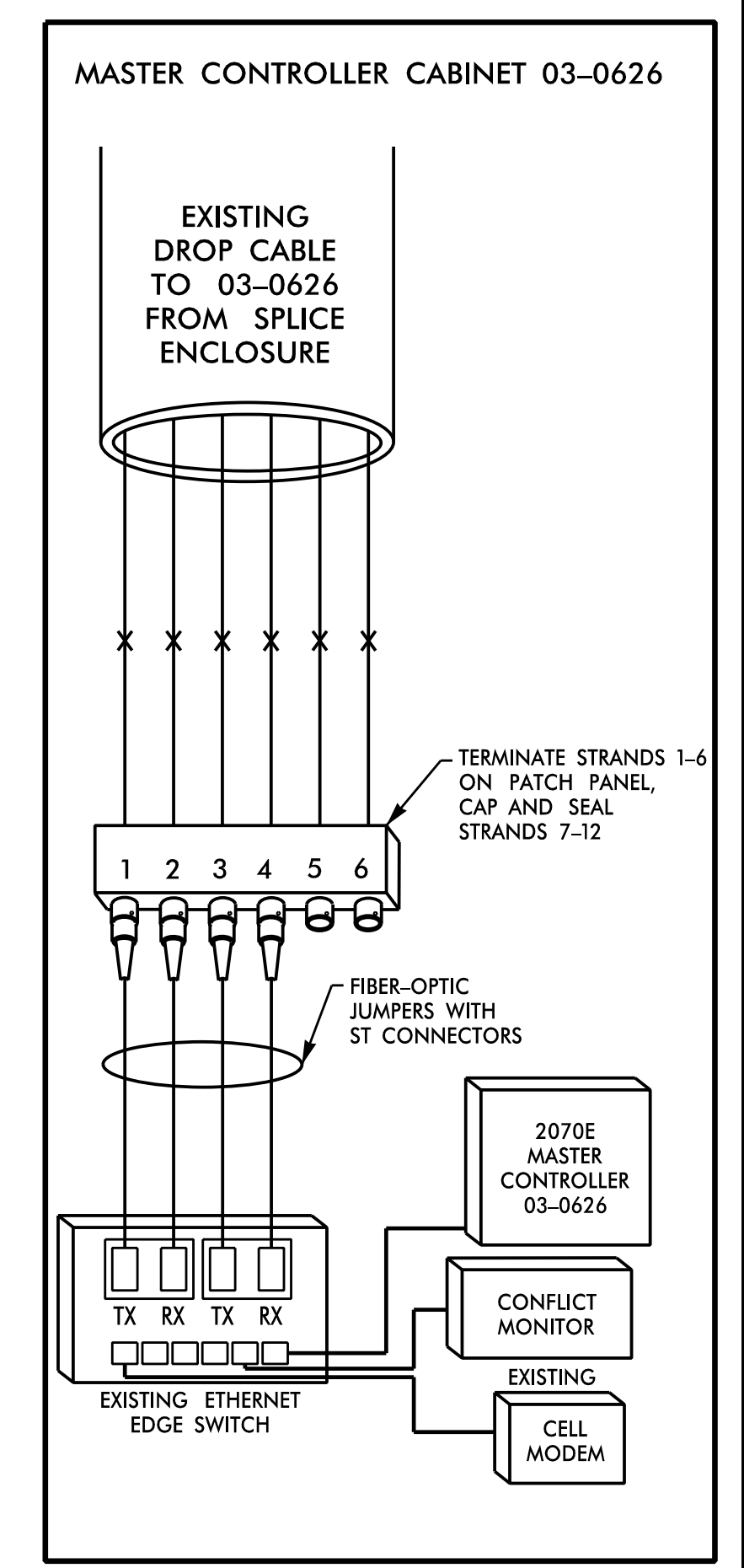
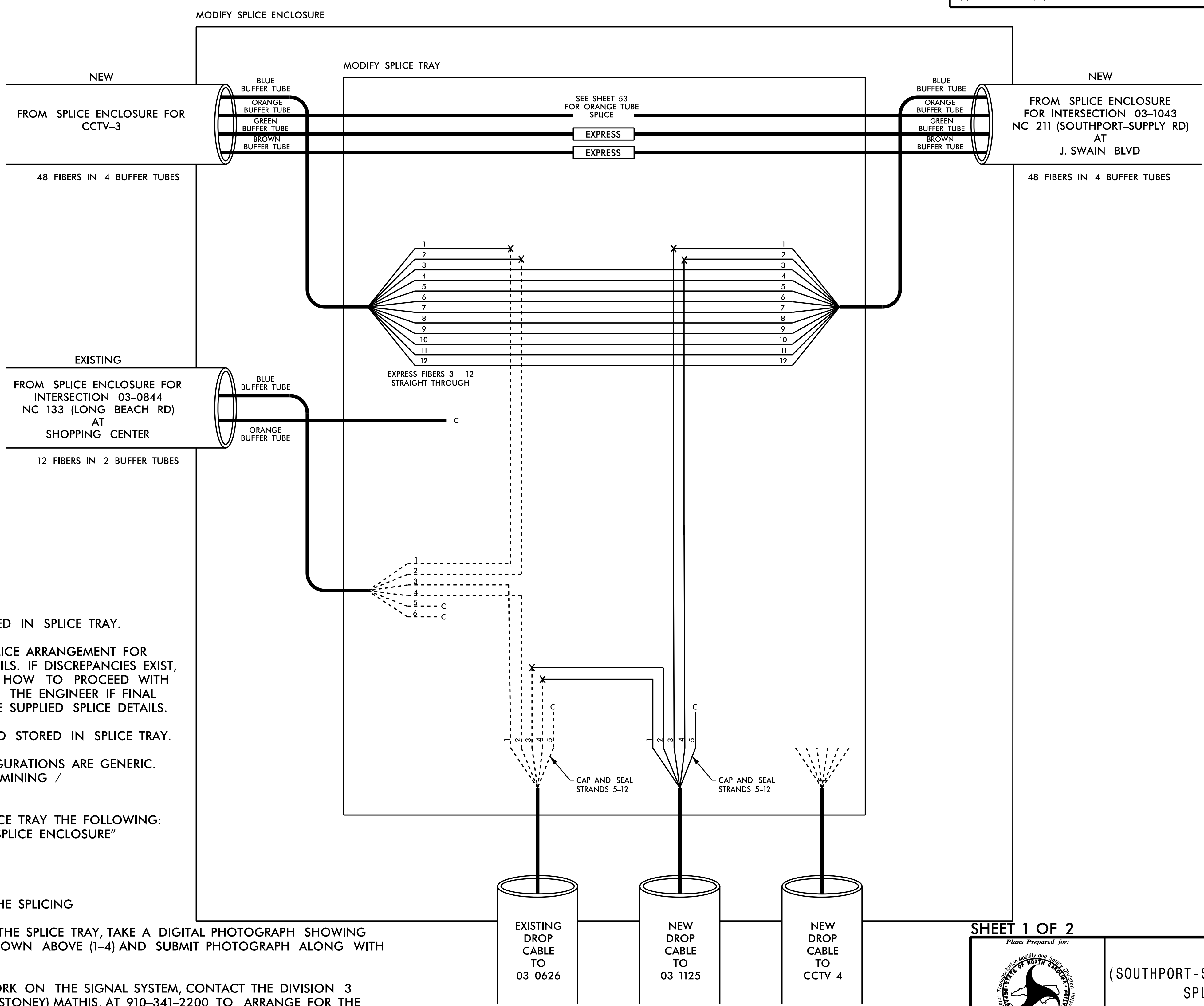
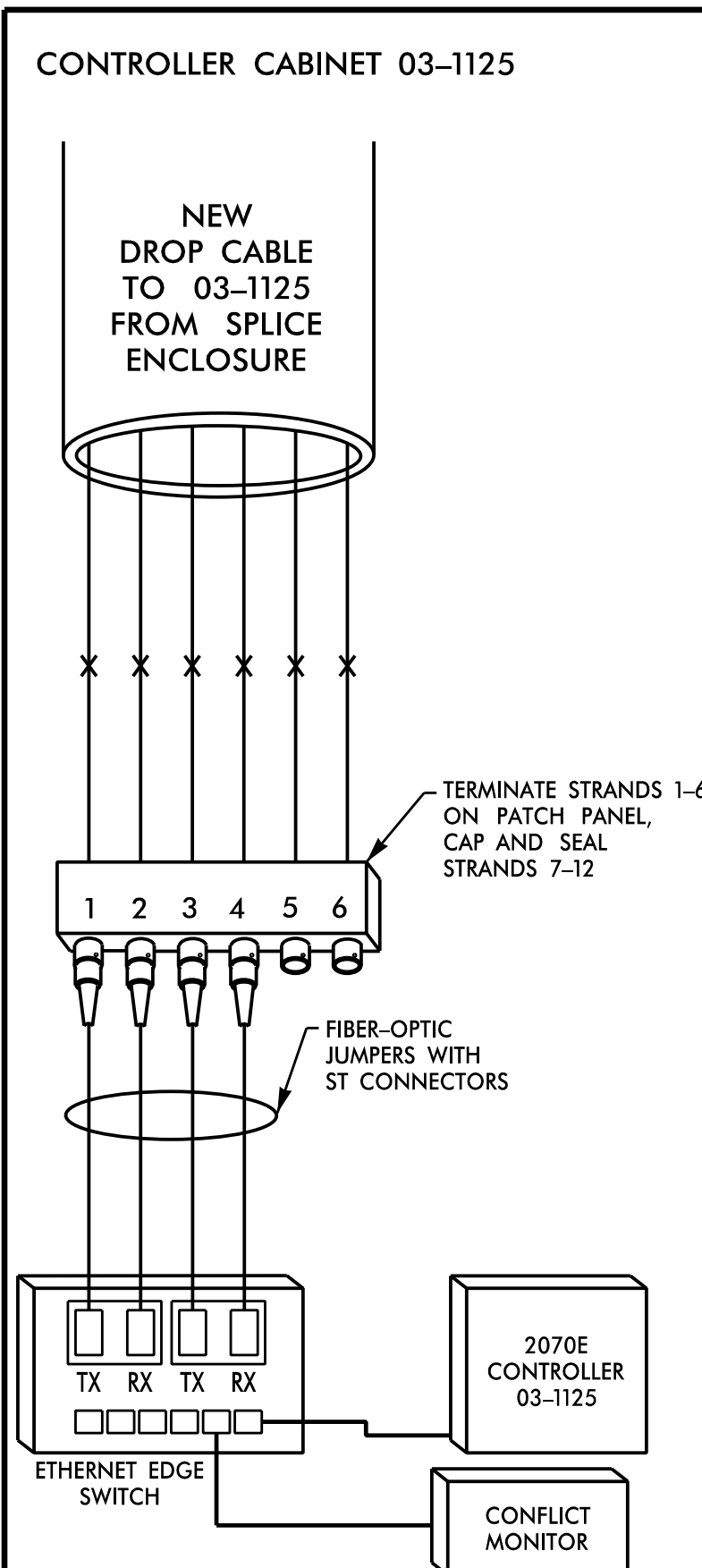
**DOCUMENT NOT CONSIDERED FINAL
 UNLESS ALL SIGNATURES COMPLETED**

HNTB HNTB NORTH CAROLINA, P.C.
 343 E. Six Forks Road, Suite 200
 Raleigh, North Carolina 27609
 NC License No: C-1554
 (919) 548-8997

Plans Prepared for:  250 N. Greenfield Place, Garner, NC 27529	NC 211 (SOUTHPORT-SUPPLY RD / HOWE ST) SPLICE DETAIL		SEAL  NATASHA R. SIMMONS ENGINEER
	Division 3 Brunswick Co. Southport	PLAN DATE: June 2018 PREPARED BY: Rakesh Nune	
SCALE NONE	REVISIONS _____ _____ _____	INIT. DATE _____ _____ _____	DocuSigned by: Natasha Simmons 9/9/2021 FE0488DF3AD45A SIGNATURE DATE CADD Filename: R5021_scp-51.dgn

03-0626 /CCTV-4 /HUB CABINET
NC 211 (SOUTHPORT-SUPPLY RD) AT
SR 1969 (OLD LONG BEACH RD)

COLOR CODE TIA/EIA 598-C		LEGEND	
(1) BLUE	(7) RED	X = NEW FUSION SPLICE INDIVIDUAL FIBER	
(2) ORANGE	(8) BLACK	● = EXISTING FUSION SPLICE	
(3) GREEN	(9) YELLOW	C = CAP AND SEAL	
(4) BROWN	(10) VIOLET	EXPRESS = EXPRESS ENTIRE BUFFER TUBE THROUGH WITHOUT CUTTING	
(5) SLATE	(11) ROSE	BUFFER SPLICE = SPLICE ALL FIBERS IN BUFFER TUBE COLOR TO COLOR	
(6) WHITE	(12) AQUA		



NOTES:

- UNUSED FIBERS LEFT COILED AND STORED IN SPLICE TRAY.
- CONTRACTOR TO RECORD EXISTING SPLICE ARRANGEMENT FOR COMPARISON TO SUPPLIED SPLICE DETAILS. IF DISCREPANCIES EXIST, CONTACT THE ENGINEER TO DETERMINE HOW TO PROCEED WITH RESPLICING. PROVIDE AS-BUILT PLANS TO THE ENGINEER IF FINAL SPLICE ARRANGEMENT DIFFERS FROM THE SUPPLIED SPLICE DETAILS.
- UNUSED BUFFER TUBES LEFT COILED AND STORED IN SPLICE TRAY.
- ETHERNET SWITCH TERMINATION CONFIGURATIONS ARE GENERIC. CONTRACTOR IS RESPONSIBLE FOR DETERMINING / ENSURING PROPER TERMINATION.
- INCLUDE ON THE COVER OF EACH SPLICE TRAY THE FOLLOWING: REFERENCE SECTION 1731 "FIBER OPTIC SPLICE ENCLOSURE"
 - SPLICE
 - DATE
 - COMPANY NAME
 - NAME OF INDIVIDUAL PERFORMING THE SPLICING

PRIOR TO INSTALLING THE COVER ON THE SPLICE TRAY, TAKE A DIGITAL PHOTOGRAPH SHOWING THE SPLICE TRAY AND INFORMATION SHOWN ABOVE (1-4) AND SUBMIT PHOTOGRAPH ALONG WITH OTDR TEST RESULTS.
- SIX (6) WEEKS PRIOR TO BEGINNING WORK ON THE SIGNAL SYSTEM, CONTACT THE DIVISION 3 DEPUTY TRAFFIC ENGINEER, STONEWALL (STONEY) MATHIS, AT 910-341-2200 TO ARRANGE FOR THE DIVISION TO PROGRAM THE NEW FIELD ETHERNET SWITCHES WITH THE NECESSARY NETWORK CONFIGURATION DATA, INCLUDING BUT NOT LIMITED TO THE PROJECT IP ADDRESS, DEFAULT GATEWAY, SUBNET MASK, AND VLAN ID INFORMATION. NOTIFY THE DEPUTY TRAFFIC ENGINEER AFTER ALL WORK IS PERFORMED TO ENSURE THAT ALL FIBER CIRCUITS ARE FUNCTIONING PROPERLY. WORK IS NOT COMPLETE UNTIL THE SIGNAL SYSTEM IS BACK UP AND FUNCTIONAL.

SHEET 1 OF 2

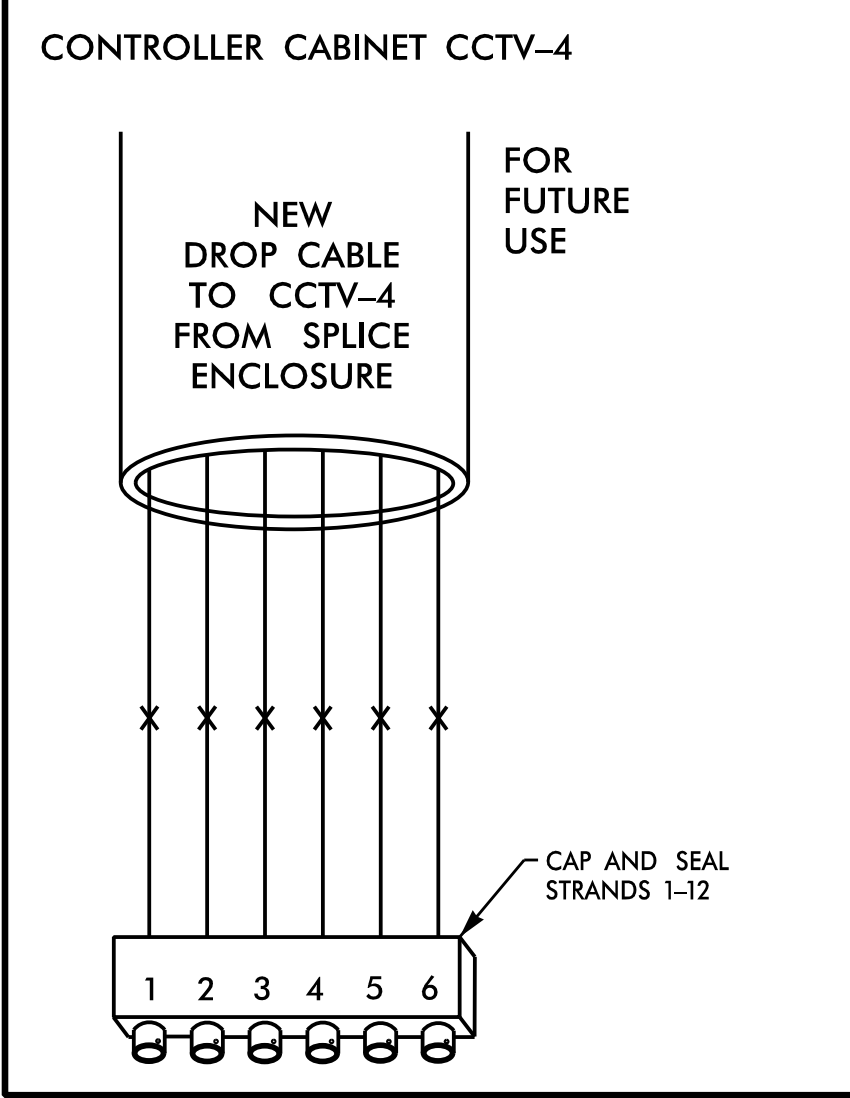
DOCUMENT NOT CONSIDERED FINAL UNLESS ALL SIGNATURES COMPLETED

HNTB HNTB NORTH CAROLINA, P.C.
343 E. Six Forks Road, Suite 200
Raleigh, North Carolina 27609
NC License No: C-1554
(919) 548-8997

	NC 211 (SOUTHPORT-SUPPLY RD / HOWE ST) SPLICE DETAIL	
	Division 3 Brunswick Co. Southport PLAN DATE: June 2018 REVIEWED BY: T.R. Terrell PREPARED BY: Rakesh Nune REVIEWED BY: N.R. Simmons	SCALE: NONE REVISIONS: _____ INITI. DATE: _____ SIGNATURE: _____ DATE: _____

DocuSigned by: Natasha Simmons 9/9/2021
FED488F3A045A...
CADD Filename: R5021 scp-52.dgn

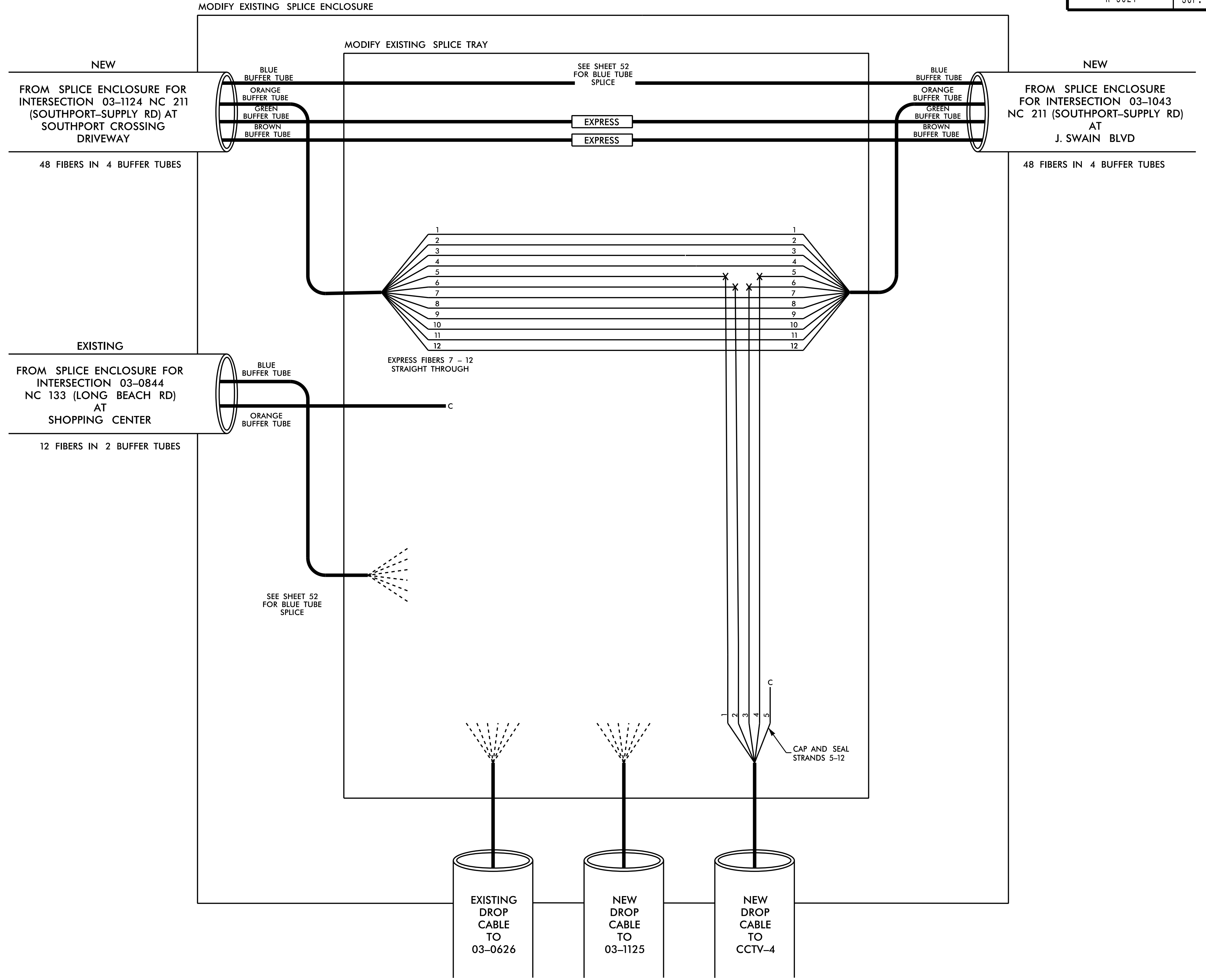
**03-0626 /CCTV-4 /HUB CABINET
NC 211 (SOUTHPORT-SUPPLY RD)
AT
SR 1969 (OLD LONG BEACH RD)**



NOTES:

- UNUSED FIBERS LEFT COILED AND STORED IN SPLICE TRAY.
- CONTRACTOR TO RECORD EXISTING SPLICE ARRANGEMENT FOR COMPARISON TO SUPPLIED SPLICE DETAILS. IF DISCREPANCIES EXIST, CONTACT THE ENGINEER TO DETERMINE HOW TO PROCEED WITH RESPLICING. PROVIDE AS-BUILT PLANS TO THE ENGINEER IF FINAL SPLICE ARRANGEMENT DIFFERS FROM THE SUPPLIED SPLICE DETAILS.
- UNUSED BUFFER TUBES LEFT COILED AND STORED IN SPLICE TRAY.
- ETHERNET SWITCH TERMINATION CONFIGURATIONS ARE GENERIC. CONTRACTOR IS RESPONSIBLE FOR DETERMINING / ENSURING PROPER TERMINATION.
- INCLUDE ON THE COVER OF EACH SPLICE TRAY THE FOLLOWING: REFERENCE SECTION 1731 "FIBER OPTIC SPLICE ENCLOSURE"
 - SPLICE
 - DATE
 - COMPANY NAME
 - NAME OF INDIVIDUAL PERFORMING THE SPLICING

PRIOR TO INSTALLING THE COVER ON THE SPLICE TRAY, TAKE A DIGITAL PHOTOGRAPH SHOWING THE SPLICE TRAY AND INFORMATION SHOWN ABOVE (1-4) AND SUBMIT PHOTOGRAPH ALONG WITH OTDR TEST RESULTS.
- SIX (6) WEEKS PRIOR TO BEGINNING WORK ON THE SIGNAL SYSTEM, CONTACT THE DIVISION 3 DEPUTY TRAFFIC ENGINEER, STONEWALL (STONEY) MATHIS, AT 910-341-2200 TO ARRANGE FOR THE DIVISION TO PROGRAM THE NEW FIELD ETHERNET SWITCHES WITH THE NECESSARY NETWORK CONFIGURATION DATA, INCLUDING BUT NOT LIMITED TO THE PROJECT IP ADDRESS, DEFAULT GATEWAY, SUBNET MASK, AND VLAN ID INFORMATION. NOTIFY THE DEPUTY TRAFFIC ENGINEER AFTER ALL WORK IS PERFORMED TO ENSURE THAT ALL FIBER CIRCUITS ARE FUNCTIONING PROPERLY. WORK IS NOT COMPLETE UNTIL THE SIGNAL SYSTEM IS BACK UP AND FUNCTIONAL.



COLOR CODE TIA/EIA 598-C		LEGEND	
(1) BLUE	(7) RED	X = NEW FUSION SPLICE INDIVIDUAL FIBER	
(2) ORANGE	(8) BLACK	● = EXISTING FUSION SPLICE	
(3) GREEN	(9) YELLOW	C = CAP AND SEAL	
(4) BROWN	(10) VIOLET	EXPRESS = EXPRESS ENTIRE BUFFER TUBE THROUGH WITHOUT CUTTING	
(5) SLATE	(11) ROSE	BUFFER SPLICE = SPLICE ALL FIBERS IN BUFFER TUBE COLOR TO COLOR	
(6) WHITE	(12) AQUA		

SHEET 2 OF 2

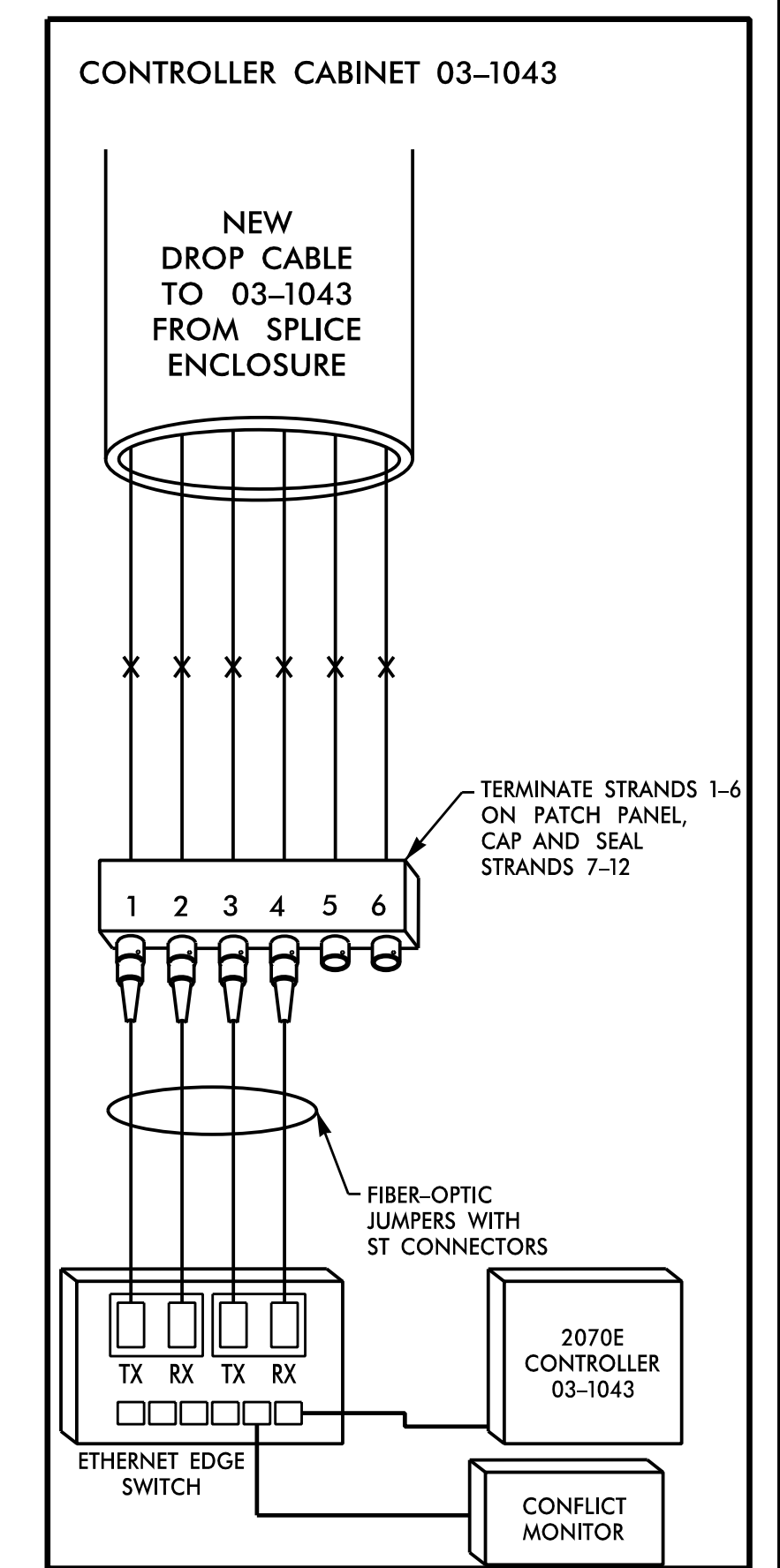
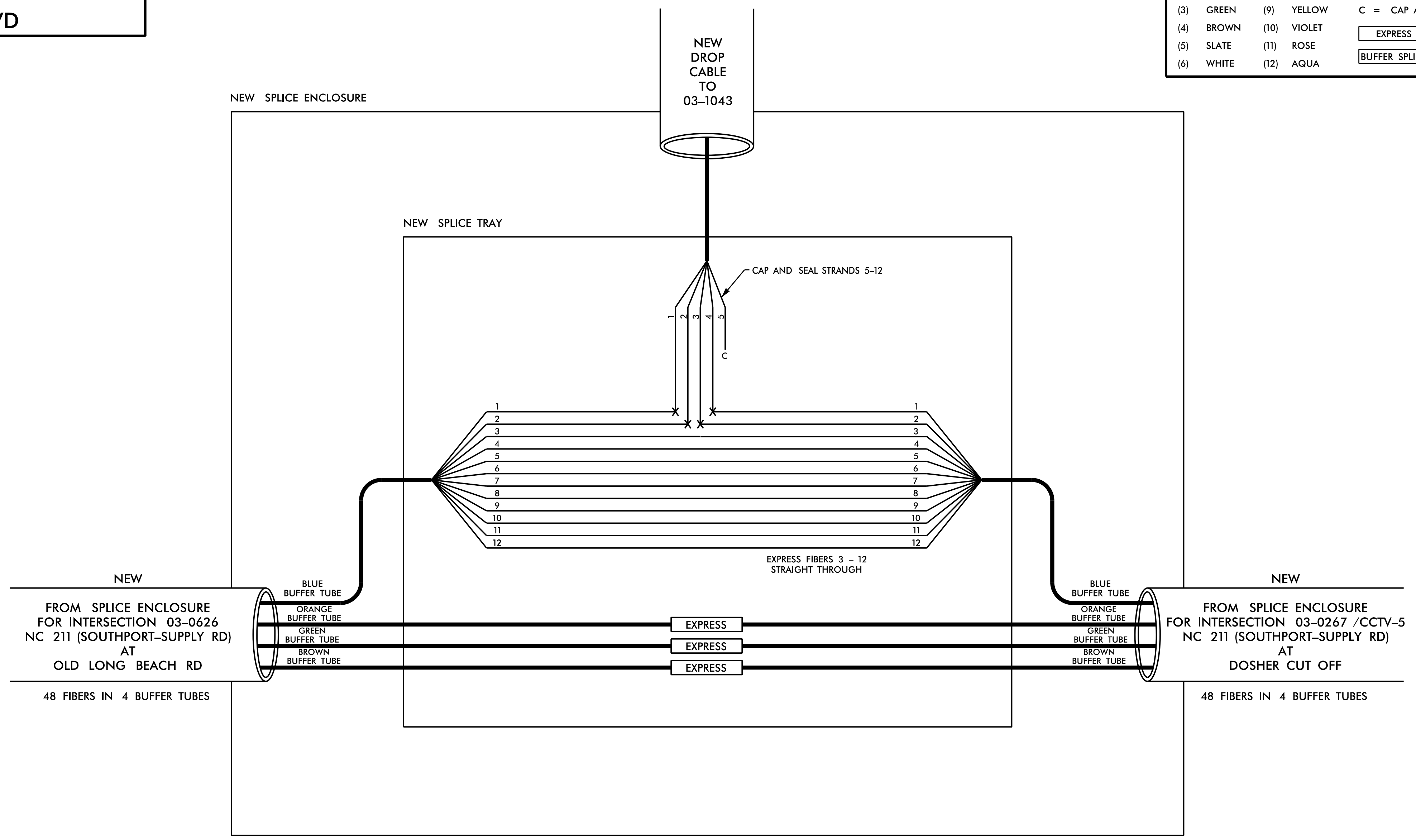
DOCUMENT NOT CONSIDERED FINAL UNLESS ALL SIGNATURES COMPLETED

HNTB HNTB NORTH CAROLINA, P.C.
343 E. Six Forks Road, Suite 200
Raleigh, North Carolina 27609
NC License No: C-1554
(919) 548-8997

Plans Prepared for: 		NC 211 (SOUTHPORT-SUPPLY RD / HOWE ST) SPLICE DETAIL		SEAL
Division 3 Brunswick Co. Southport		REVIEWED BY: T.R. Terrell		DocuSigned by: Natasha Simmons 9/9/2021 FE0488DF3AD45A SIGNATURE DATE CADD Filename: R5021_scp-53.dgn
PLAN DATE: June 2018		REVIEWED BY: N.R. Simmons		
PREPARED BY: Rakesh Nune		REVIEWED BY: N.R. Simmons		
SCALE NONE		REVISIONS INIT. DATE		

03-1043
 NC 211 (SOUTHPORT-SUPPLY RD)
 AT
 J. SWAIN BLVD

COLOR CODE TIA/EIA 598-C		LEGEND	
(1) BLUE	(7) RED	X = NEW FUSION SPLICE INDIVIDUAL FIBER	
(2) ORANGE	(8) BLACK	● = EXISTING FUSION SPLICE	
(3) GREEN	(9) YELLOW	C = CAP AND SEAL	
(4) BROWN	(10) VIOLET	EXPRESS = EXPRESS ENTIRE BUFFER TUBE THROUGH WITHOUT CUTTING	
(5) SLATE	(11) ROSE	BUFFER SPLICE = SPLICE ALL FIBERS IN BUFFER TUBE COLOR TO COLOR	
(6) WHITE	(12) AQUA		



NOTES:

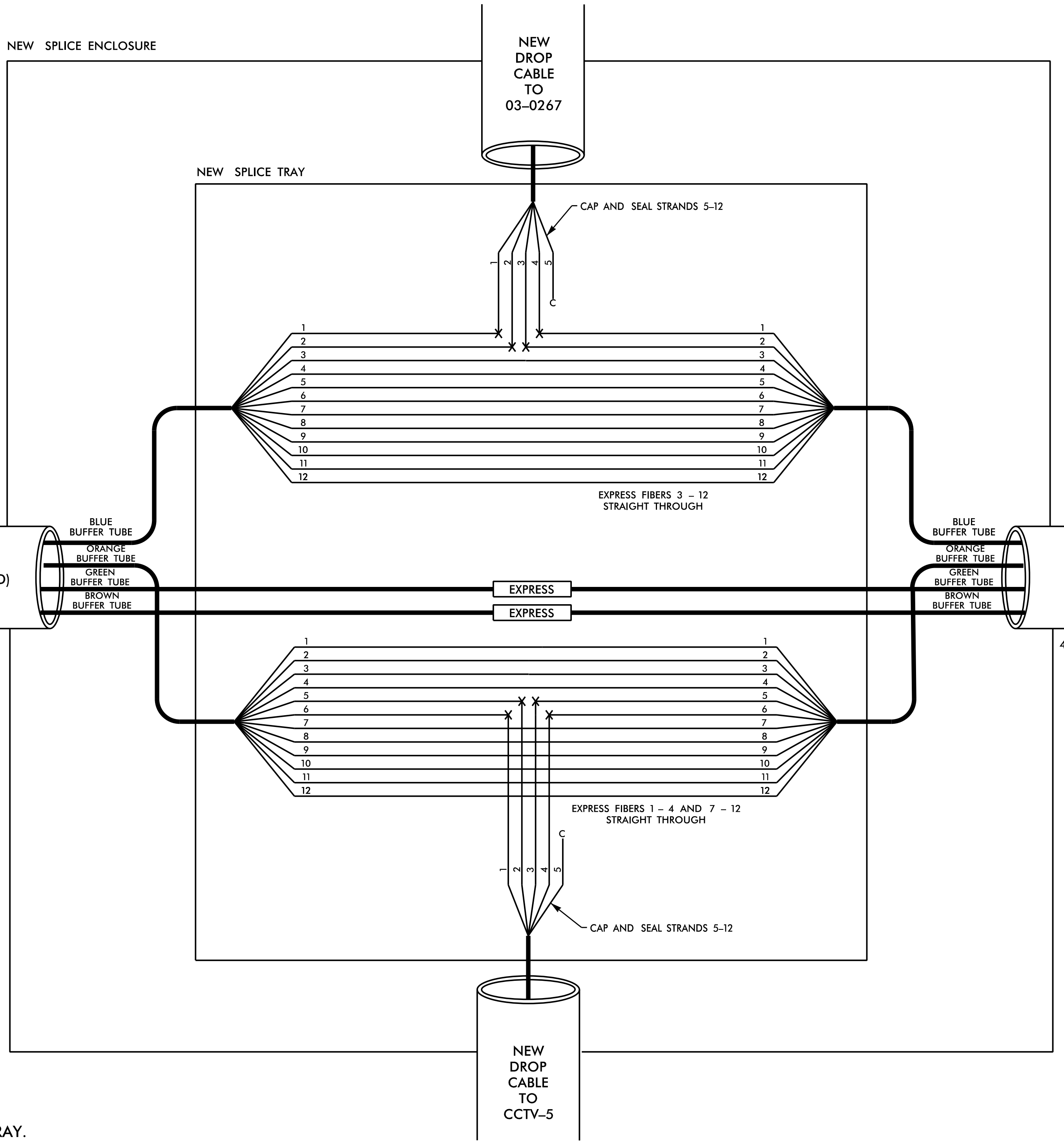
- UNUSED FIBERS LEFT COILED AND STORED IN SPLICE TRAY.
 - UNUSED BUFFER TUBES LEFT COILED AND STORED IN SPLICE TRAY.
 - ETHERNET SWITCH TERMINATION CONFIGURATIONS ARE GENERIC. CONTRACTOR IS RESPONSIBLE FOR DETERMINING / ENSURING PROPER TERMINATION.
 - INCLUDE ON THE COVER OF EACH SPLICE TRAY THE FOLLOWING: REFERENCE SECTION 1731 "FIBER OPTIC SPLICE ENCLOSURE"
 - SPLICE
 - DATE
 - COMPANY NAME
 - NAME OF INDIVIDUAL PERFORMING THE SPLICING
- PRIOR TO INSTALLING THE COVER ON THE SPLICE TRAY, TAKE A DIGITAL PHOTOGRAPH SHOWING THE SPLICE TRAY AND INFORMATION SHOWN ABOVE (1-4) AND SUBMIT PHOTOGRAPH ALONG WITH OTDR TEST RESULTS.
- SIX (6) WEEKS PRIOR TO BEGINNING WORK ON THE SIGNAL SYSTEM, CONTACT THE DIVISION 3 DEPUTY TRAFFIC ENGINEER, STONEWALL (STONEY) MATHIS, AT 910-341-2200 TO ARRANGE FOR THE DIVISION TO PROGRAM THE NEW FIELD ETHERNET SWITCHES WITH THE NECESSARY NETWORK CONFIGURATION DATA, INCLUDING BUT NOT LIMITED TO THE PROJECT IP ADDRESS, DEFAULT GATEWAY, SUBNET MASK, AND VLAN ID INFORMATION. NOTIFY THE DEPUTY TRAFFIC ENGINEER AFTER ALL WORK IS PERFORMED TO ENSURE THAT ALL FIBER CIRCUITS ARE FUNCTIONING PROPERLY. WORK IS NOT COMPLETE UNTIL THE SIGNAL SYSTEM IS BACK UP AND FUNCTIONAL.

DOCUMENT NOT CONSIDERED FINAL UNLESS ALL SIGNATURES COMPLETED

HNTB HNTB NORTH CAROLINA, P.C.
 343 E. Six Forks Road, Suite 200
 Raleigh, North Carolina 27609
 NC License No: C-1554
 (919) 548-8997

Plans Prepared for: 250 N. Greenfield Place, Garner, NC 27529	NC 211 (SOUTHPORT-SUPPLY RD / HOWE ST) SPLICE DETAIL		SEAL NATASHA R. SIMMONS
	Division 3 Brunswick Co. Southport	PLAN DATE: June 2018	
SCALE NONE	PREPARED BY: Rakesh Nune	REVIEWED BY: N.R. Simmons	DocuSigned by: Natasha Simmons 9/9/2021 FE0488DF3AD45A SIGNATURE DATE CADD File name: R5021_scp-54.dgn

03-0267 /CCTV-5
NC 211 (SOUTHPORT-SUPPLY RD)
AT
DOSHER CUT OFF



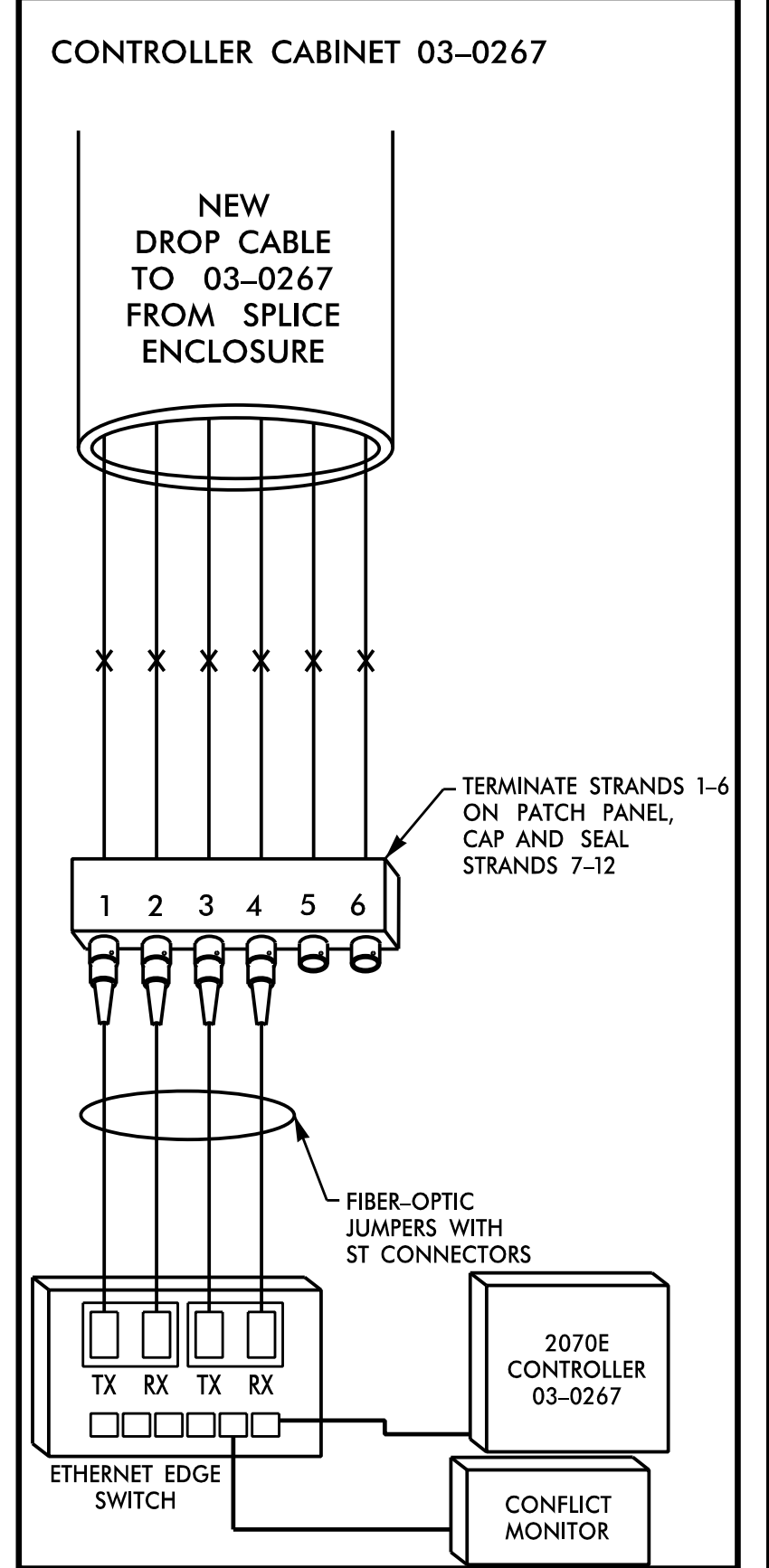
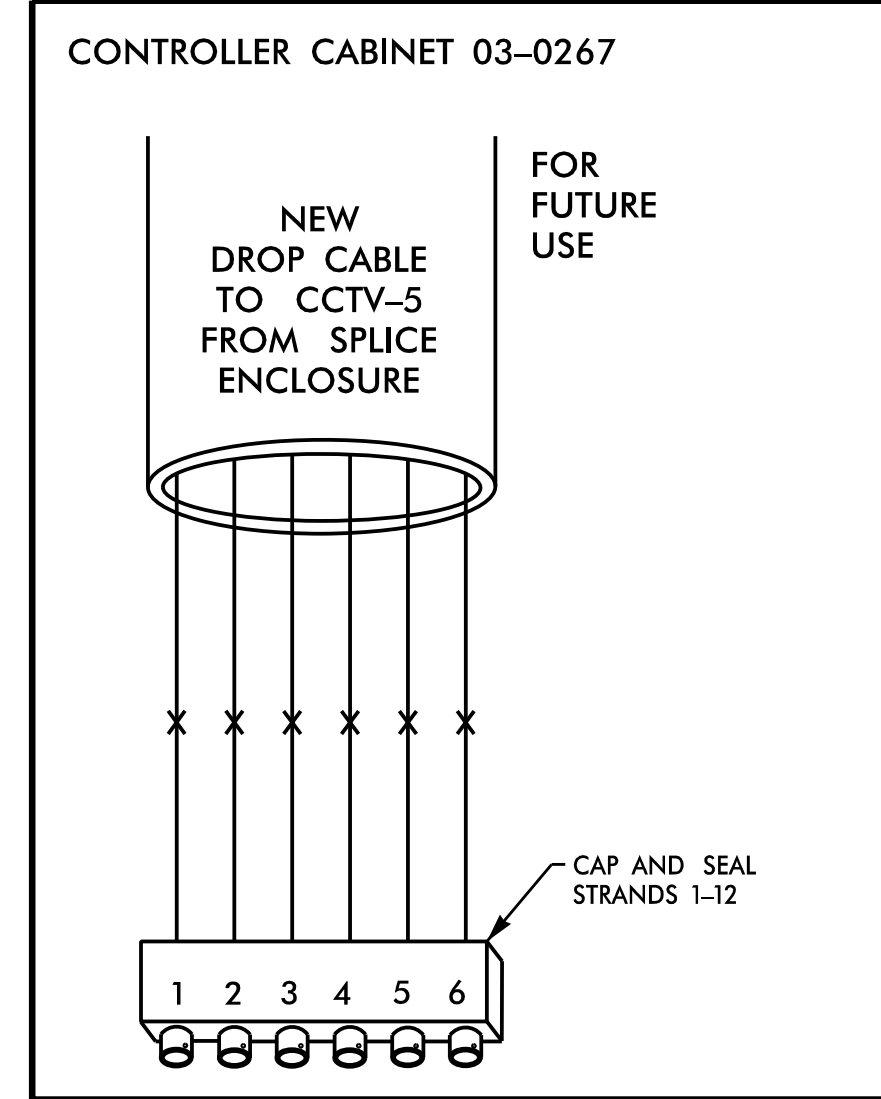
COLOR CODE TIA/EIA 598-C		LEGEND	
(1) BLUE	(7) RED	X = NEW FUSION SPLICE INDIVIDUAL FIBER	
(2) ORANGE	(8) BLACK	● = EXISTING FUSION SPLICE	
(3) GREEN	(9) YELLOW	C = CAP AND SEAL	
(4) BROWN	(10) VIOLET	EXPRESS = EXPRESS ENTIRE BUFFER TUBE THROUGH WITHOUT CUTTING	
(5) SLATE	(11) ROSE	BUFFER SPLICE = SPLICE ALL FIBERS IN BUFFER TUBE COLOR TO COLOR	
(6) WHITE	(12) AQUA		

NEW
 FROM SPLICE ENCLOSURE FOR INTERSECTION 03-1043 NC 211 (SOUTHPORT-SUPPLY RD) AT J. SWAIN BLVD
 48 FIBERS IN 4 BUFFER TUBES

NEW
 FROM SPLICE ENCLOSURE FOR DMS-3 /DMS-4
 48 FIBERS IN 4 BUFFER TUBES

NOTES:

- UNUSED FIBERS LEFT COILED AND STORED IN SPLICE TRAY.
 - UNUSED BUFFER TUBES LEFT COILED AND STORED IN SPLICE TRAY.
 - ETHERNET SWITCH TERMINATION CONFIGURATIONS ARE GENERIC. CONTRACTOR IS RESPONSIBLE FOR DETERMINING / ENSURING PROPER TERMINATION.
 - INCLUDE ON THE COVER OF EACH SPLICE TRAY THE FOLLOWING: REFERENCE SECTION 1731 "FIBER OPTIC SPLICE ENCLOSURE"
 - SPLICE
 - DATE
 - COMPANY NAME
 - NAME OF INDIVIDUAL PERFORMING THE SPLICING
- PRIOR TO INSTALLING THE COVER ON THE SPLICE TRAY, TAKE A DIGITAL PHOTOGRAPH SHOWING THE SPLICE TRAY AND INFORMATION SHOWN ABOVE (1-4) AND SUBMIT PHOTOGRAPH ALONG WITH OTDR TEST RESULTS.
- SIX (6) WEEKS PRIOR TO BEGINNING WORK ON THE SIGNAL SYSTEM, CONTACT THE DIVISION 3 DEPUTY TRAFFIC ENGINEER, STONEWALL (STONE) MATHIS, AT 910-341-2200 TO ARRANGE FOR THE DIVISION TO PROGRAM THE NEW FIELD ETHERNET SWITCHES WITH THE NECESSARY NETWORK CONFIGURATION DATA, INCLUDING BUT NOT LIMITED TO THE PROJECT IP ADDRESS, DEFAULT GATEWAY, SUBNET MASK, AND VLAN ID INFORMATION. NOTIFY THE DEPUTY TRAFFIC ENGINEER AFTER ALL WORK IS PERFORMED TO ENSURE THAT ALL FIBER CIRCUITS ARE FUNCTIONING PROPERLY. WORK IS NOT COMPLETE UNTIL THE SIGNAL SYSTEM IS BACK UP AND FUNCTIONAL.



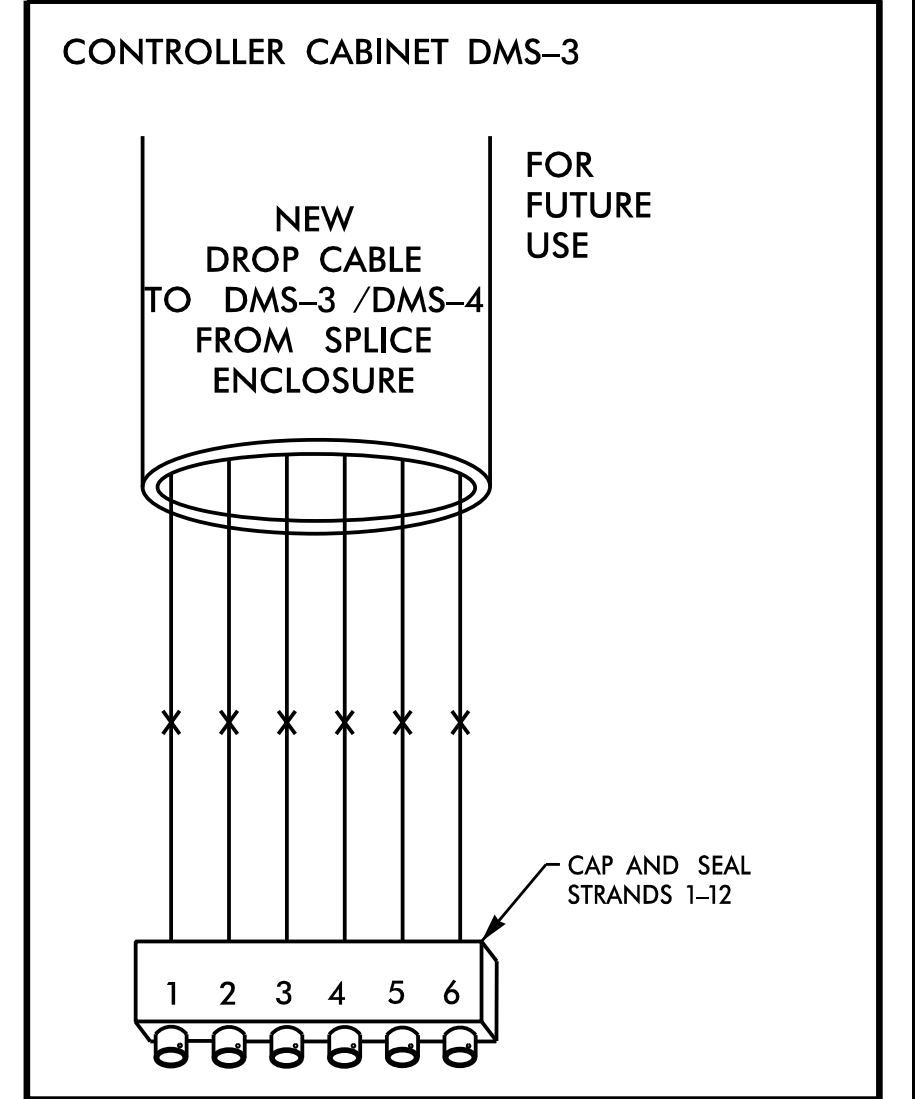
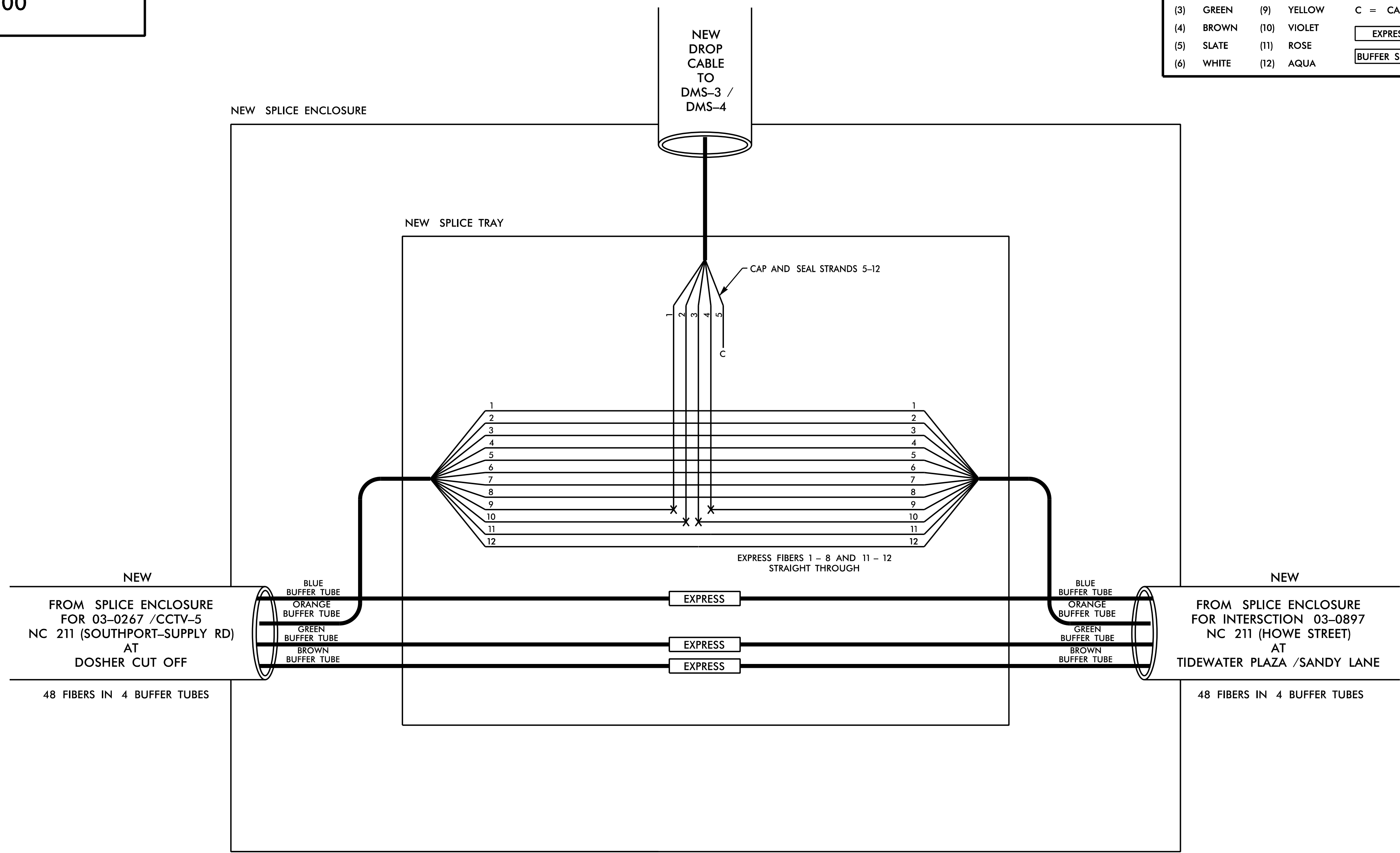
DOCUMENT NOT CONSIDERED FINAL UNLESS ALL SIGNATURES COMPLETED

HNTB HNTB NORTH CAROLINA, P.C.
 343 E. Six Forks Road, Suite 200
 Raleigh, North Carolina 27609
 NC License No: C-1554
 (919) 548-8997

Plans Prepared for: 	NC 211 (SOUTHPORT-SUPPLY RD / HOWE ST) SPLICE DETAIL		SEAL
	Division 3 Brunswick Co. Southport PLAN DATE: June 2018 REVIEWED BY: T.R. Terrell PREPARED BY: Rakesh Nune REVIEWED BY: N.R. Simmons	SCALE: NONE	
250 N. Greenfield Pkwy., Garner, NC 27529 SCALE: NONE	REVISIONS:	INITI. DATE	DocuSigned by: Natasha Simmons 9/9/2021 FE0488DF3AD45A... SIGNATURE DATE CADD File name: R5021_scp-55.dgn

DMS-3 /DMS-4
 NC 211 (HOWE ST)
 AT STA 393+00

COLOR CODE TIA/EIA 598-C		LEGEND	
(1) BLUE	(7) RED	X = NEW FUSION SPLICE INDIVIDUAL FIBER	
(2) ORANGE	(8) BLACK	● = EXISTING FUSION SPLICE	
(3) GREEN	(9) YELLOW	C = CAP AND SEAL	
(4) BROWN	(10) VIOLET	EXPRESS = EXPRESS ENTIRE BUFFER TUBE THROUGH WITHOUT CUTTING	
(5) SLATE	(11) ROSE	BUFFER SPLICE = SPLICE ALL FIBERS IN BUFFER TUBE COLOR TO COLOR	
(6) WHITE	(12) AQUA		



NOTES:

- UNUSED FIBERS LEFT COILED AND STORED IN SPLICE TRAY.
- UNUSED BUFFER TUBES LEFT COILED AND STORED IN SPLICE TRAY.
- INCLUDE ON THE COVER OF EACH SPLICE TRAY THE FOLLOWING: REFERENCE SECTION 1731 "FIBER OPTIC SPLICE ENCLOSURE"
 - (1) SPLICE
 - (2) DATE
 - (3) COMPANY NAME
 - (4) NAME OF INDIVIDUAL PERFORMING THE SPLICING

PRIOR TO INSTALLING THE COVER ON THE SPLICE TRAY, TAKE A DIGITAL PHOTOGRAPH SHOWING THE SPLICE TRAY AND INFORMATION SHOWN ABOVE (1-4) AND SUBMIT PHOTOGRAPH ALONG WITH OTDR TEST RESULTS.

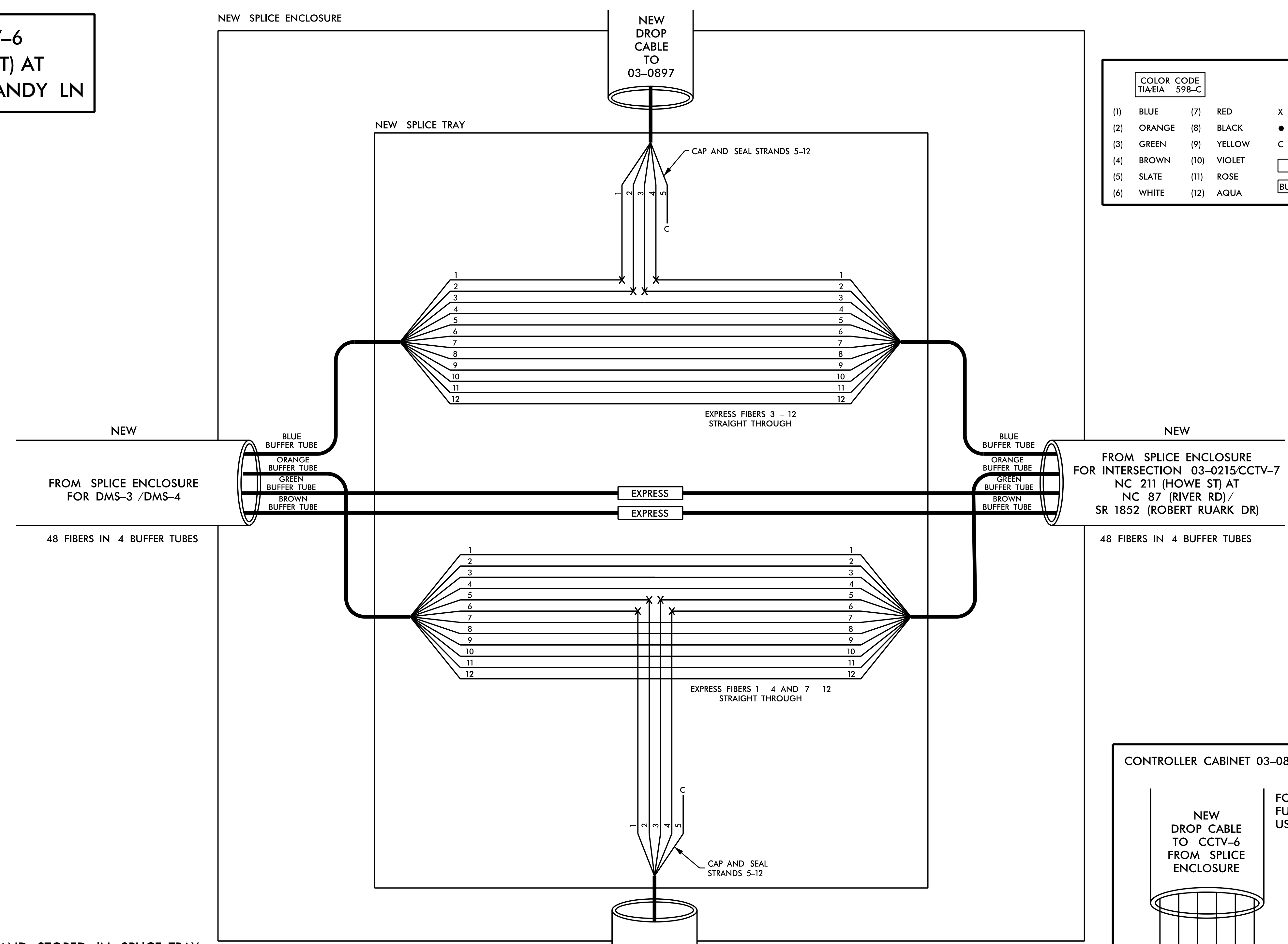
DOCUMENT NOT CONSIDERED FINAL UNLESS ALL SIGNATURES COMPLETED

HNTB HNTB NORTH CAROLINA, P.C.
 343 E. Six Forks Road, Suite 200
 Raleigh, North Carolina 27609
 NC License No: C-1554
 (919) 548-8997

Plans Prepared for: 250 N. Greenfield Place, Garner, NC 27529	NC 211 (SOUTHPORT-SUPPLY RD / HOWE ST) SPLICE DETAIL		SEAL SEAL 031464 NATASHA R. SIMMONS ENGINEER
	Division 3 Brunswick Co. Southport PLAN DATE: June 2018 REVIEWED BY: T.R. Terrell PREPARED BY: Rakesh Nune REVIEWED BY: N.R. Simmons	REVISIONS INIT. DATE _____ _____	
SCALE NONE	DATE 9/9/2021		SIGNATURE DATE _____

CADD Filename: R5021_scp-56.dgn

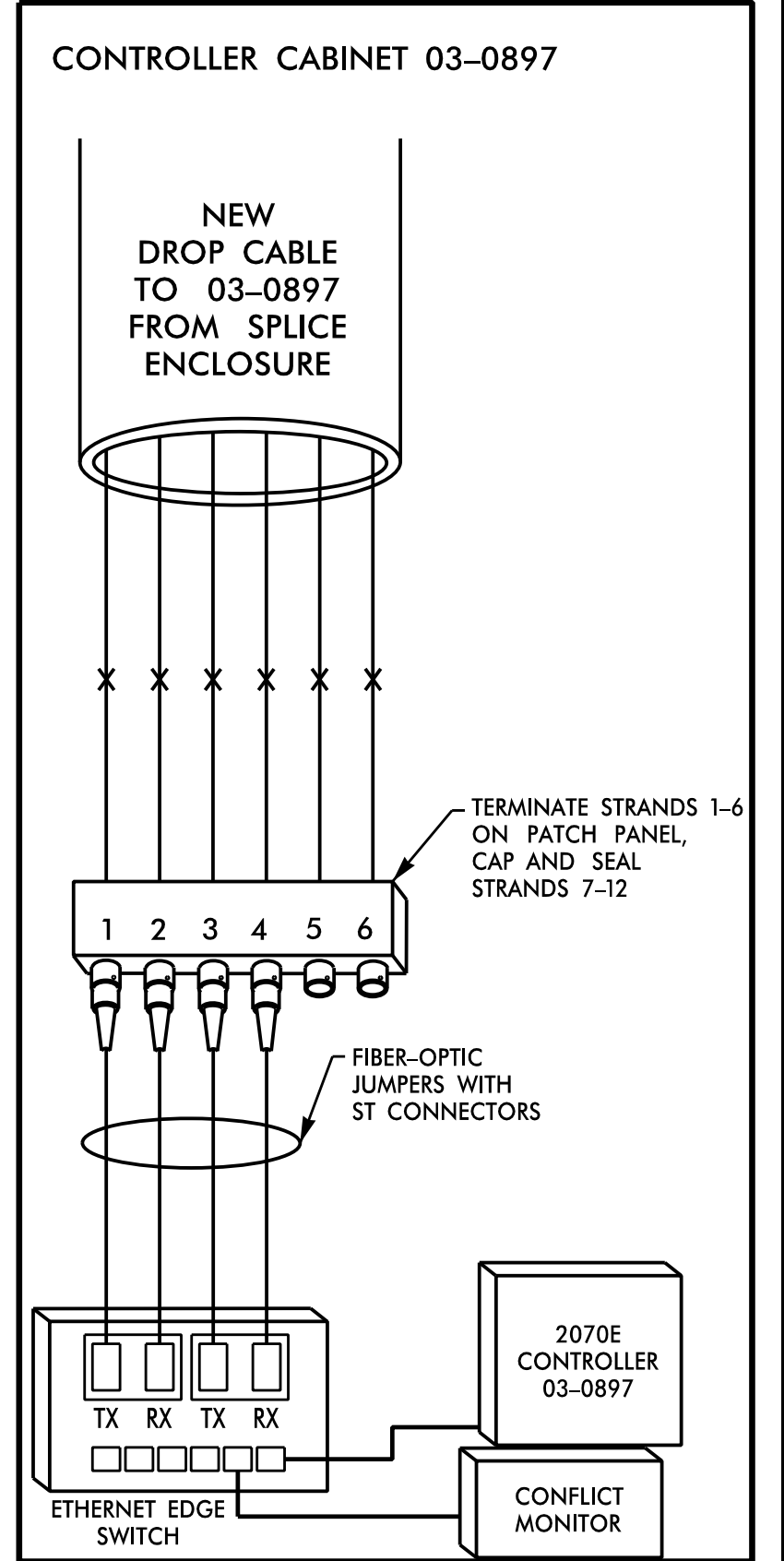
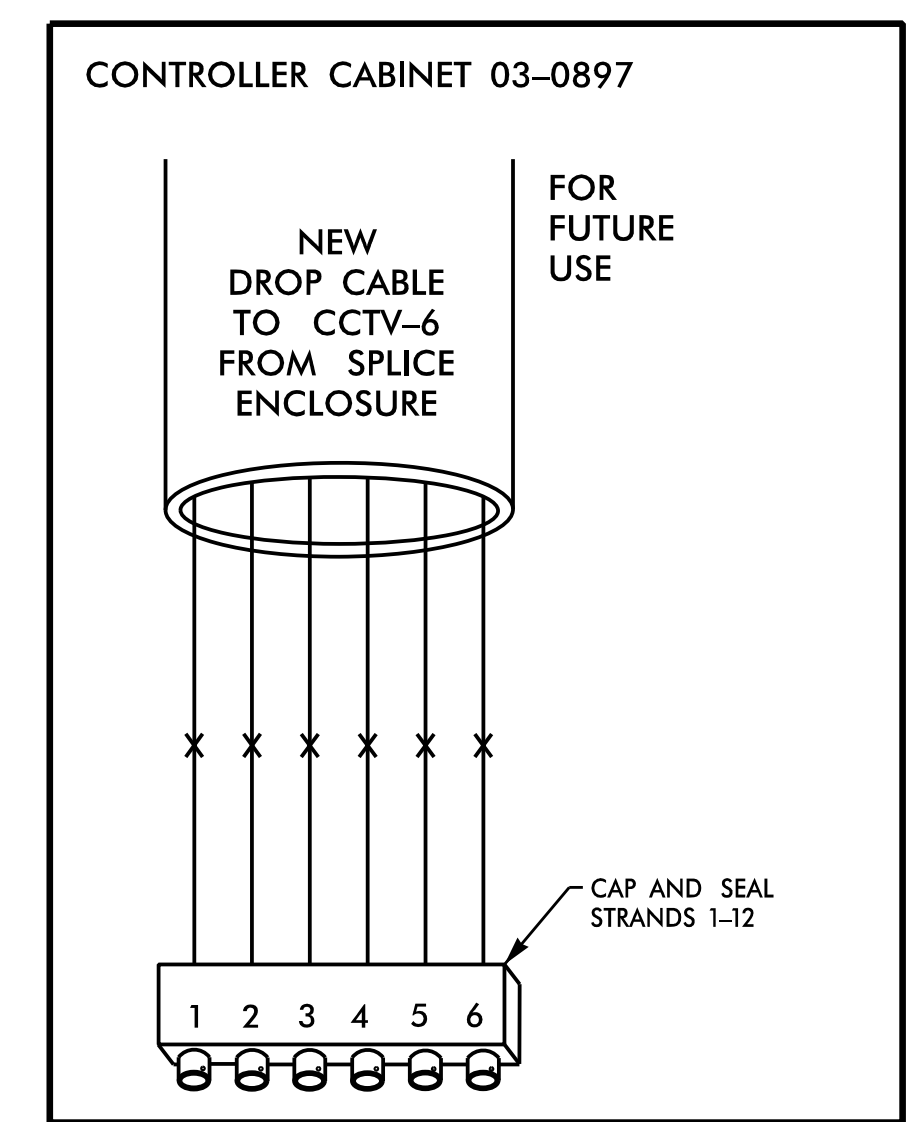
03-0897 /CCTV-6
NC 211 (HOWE ST) AT
TIDEWATER PLAZA /SANDY LN



COLOR CODE TIA/EIA 598-C		LEGEND	
(1) BLUE	(7) RED	X = NEW FUSION SPLICE INDIVIDUAL FIBER	
(2) ORANGE	(8) BLACK	● = EXISTING FUSION SPLICE	
(3) GREEN	(9) YELLOW	C = CAP AND SEAL	
(4) BROWN	(10) VIOLET	EXPRESS = EXPRESS ENTIRE BUFFER TUBE THROUGH WITHOUT CUTTING	
(5) SLATE	(11) ROSE	BUFFER SPLICE = SPLICE ALL FIBERS IN BUFFER TUBE COLOR TO COLOR	
(6) WHITE	(12) AQUA		

NOTES:

- UNUSED FIBERS LEFT COILED AND STORED IN SPLICE TRAY.
 - UNUSED BUFFER TUBES LEFT COILED AND STORED IN SPLICE TRAY.
 - ETHERNET SWITCH TERMINATION CONFIGURATIONS ARE GENERIC. CONTRACTOR IS RESPONSIBLE FOR DETERMINING / ENSURING PROPER TERMINATION.
 - INCLUDE ON THE COVER OF EACH SPLICE TRAY THE FOLLOWING: REFERENCE SECTION 1731 "FIBER OPTIC SPLICE ENCLOSURE"
 - SPLICE
 - DATE
 - COMPANY NAME
 - NAME OF INDIVIDUAL PERFORMING THE SPLICING
- PRIOR TO INSTALLING THE COVER ON THE SPLICE TRAY, TAKE A DIGITAL PHOTOGRAPH SHOWING THE SPLICE TRAY AND INFORMATION SHOWN ABOVE (1-4) AND SUBMIT PHOTOGRAPH ALONG WITH OTDR TEST RESULTS.
- SIX (6) WEEKS PRIOR TO BEGINNING WORK ON THE SIGNAL SYSTEM, CONTACT THE DIVISION 3 DEPUTY TRAFFIC ENGINEER, STONEWALL (STONE) MATHIS, AT 910-341-2200 TO ARRANGE FOR THE DIVISION TO PROGRAM THE NEW FIELD ETHERNET SWITCHES WITH THE NECESSARY NETWORK CONFIGURATION DATA, INCLUDING BUT NOT LIMITED TO THE PROJECT IP ADDRESS, DEFAULT GATEWAY, SUBNET MASK, AND VLAN ID INFORMATION. NOTIFY THE DEPUTY TRAFFIC ENGINEER AFTER ALL WORK IS PERFORMED TO ENSURE THAT ALL FIBER CIRCUITS ARE FUNCTIONING PROPERLY. WORK IS NOT COMPLETE UNTIL THE SIGNAL SYSTEM IS BACK UP AND FUNCTIONAL.



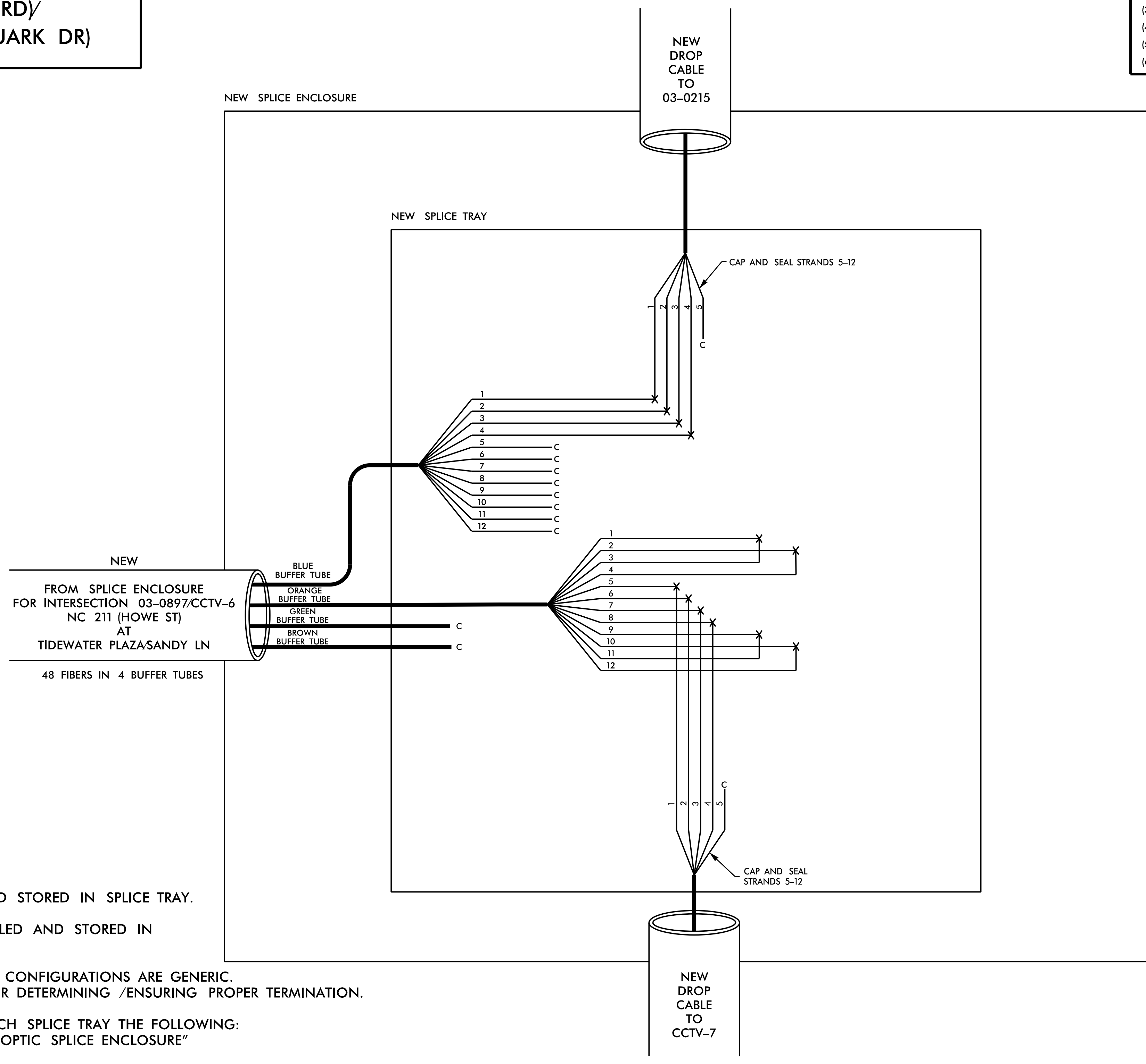
DOCUMENT NOT CONSIDERED FINAL UNLESS ALL SIGNATURES COMPLETED

HNTB HNTB NORTH CAROLINA, P.C.
343 E. Six Forks Road, Suite 200
Raleigh, North Carolina 27609
NC License No: C-1554
(919) 548-8997

<p>Plans Prepared for:</p>	<p>NC 211 (SOUTHPORT-SUPPLY RD / HOWE ST) SPLICE DETAIL</p>		<p>SEAL NORTH CAROLINA PROFESSIONAL ENGINEER SEAL 031464 NATASHA R. SIMMONS</p>
	<p>Division 3 Brunswick Co. Southport</p>	<p>PLAN DATE: June 2018 REVIEWED BY: T.R. Terrell</p>	
<p>SCALE NONE</p>	<p>REVISIONS</p>	<p>INIT. DATE</p>	<p>DocuSigned by: Natasha Simmons 9/9/2021 F0DAB8DF3AD45A SIGNATURE DATE CADD Filename: R5021_scp-57.dgn</p>

03-0215 /CCTV-7
 NC 211 (HOWE ST) AT
 NC 87 (RIVER RD)
 SR 1852 (ROBERT RUARK DR)

COLOR CODE TIA/EIA 598-C		LEGEND	
(1) BLUE	(7) RED	X = NEW FUSION SPLICE INDIVIDUAL FIBER	
(2) ORANGE	(8) BLACK	● = EXISTING FUSION SPLICE	
(3) GREEN	(9) YELLOW	C = CAP AND SEAL	
(4) BROWN	(10) VIOLET	EXPRESS = EXPRESS ENTIRE BUFFER TUBE THROUGH WITHOUT CUTTING	
(5) SLATE	(11) ROSE	BUFFER SPLICE = SPLICE ALL FIBERS IN BUFFER TUBE COLOR TO COLOR	
(6) WHITE	(12) AQUA		

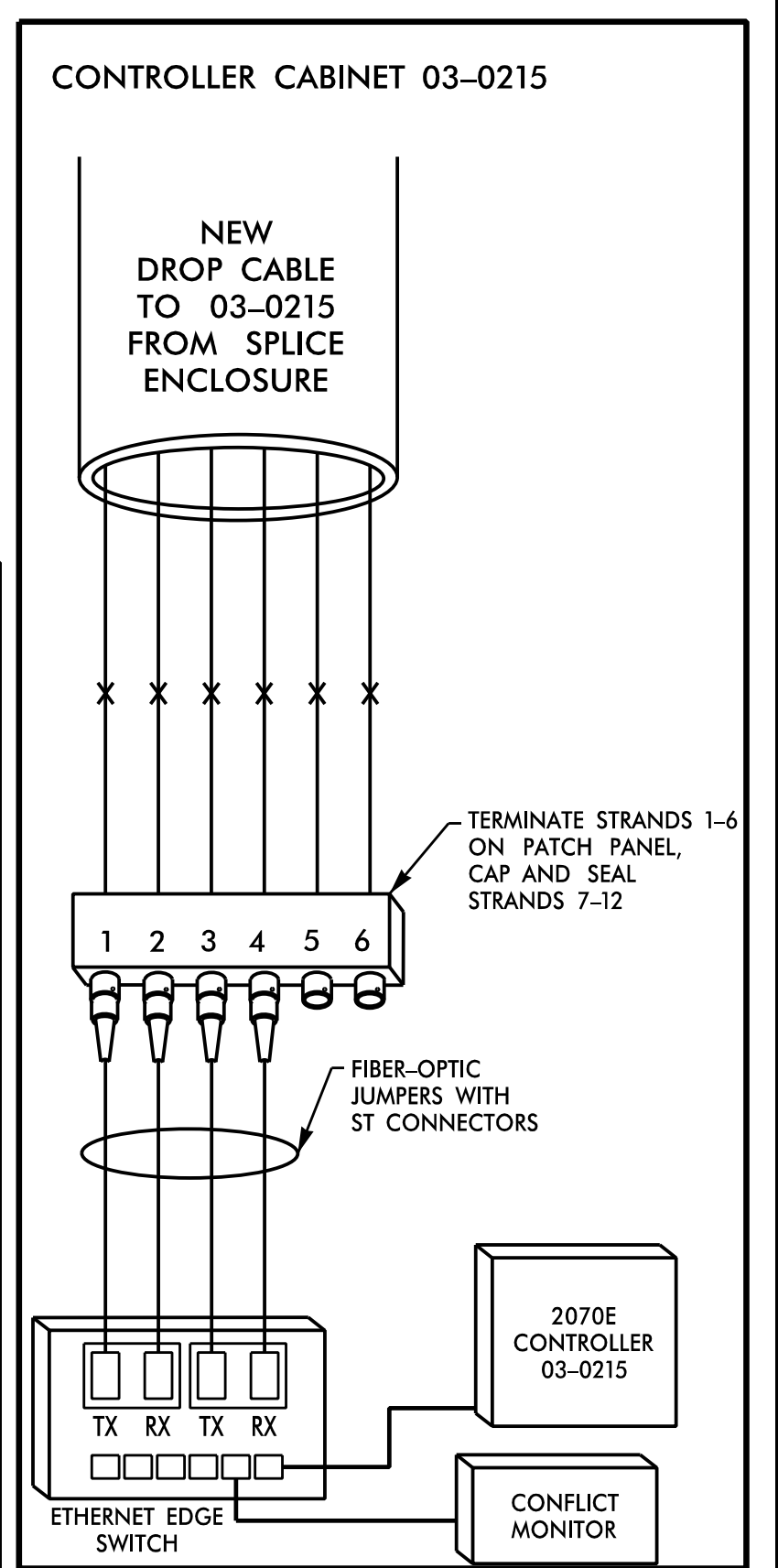
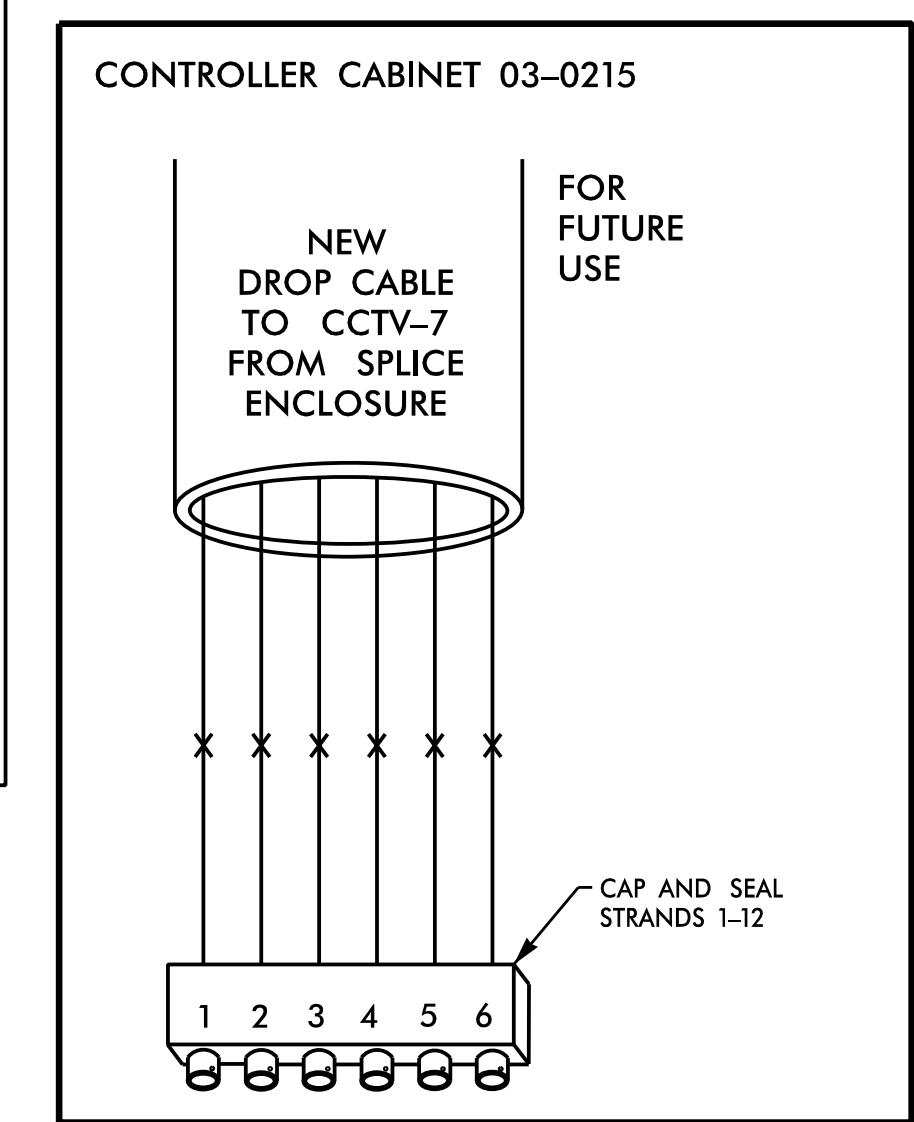


NOTES:

- UNUSED FIBERS LEFT COILED AND STORED IN SPLICE TRAY.
- UNUSED BUFFER TUBES LEFT COILED AND STORED IN SPLICE TRAY.
- ETHERNET SWITCH TERMINATION CONFIGURATIONS ARE GENERIC. CONTRACTOR IS RESPONSIBLE FOR DETERMINING /ENSURING PROPER TERMINATION.
- INCLUDE ON THE COVER OF EACH SPLICE TRAY THE FOLLOWING: REFERENCE SECTION 1731 "FIBER OPTIC SPLICE ENCLOSURE"
 - SPLICE
 - DATE
 - COMPANY NAME
 - NAME OF INDIVIDUAL PERFORMING THE SPLICING

PRIOR TO INSTALLING THE COVER ON THE SPLICE TRAY, TAKE A DIGITAL PHOTOGRAPH SHOWING THE SPLICE TRAY AND INFORMATION SHOWN ABOVE (1-4) AND SUBMIT PHOTOGRAPH ALONG WITH OTDR TEST RESULTS.

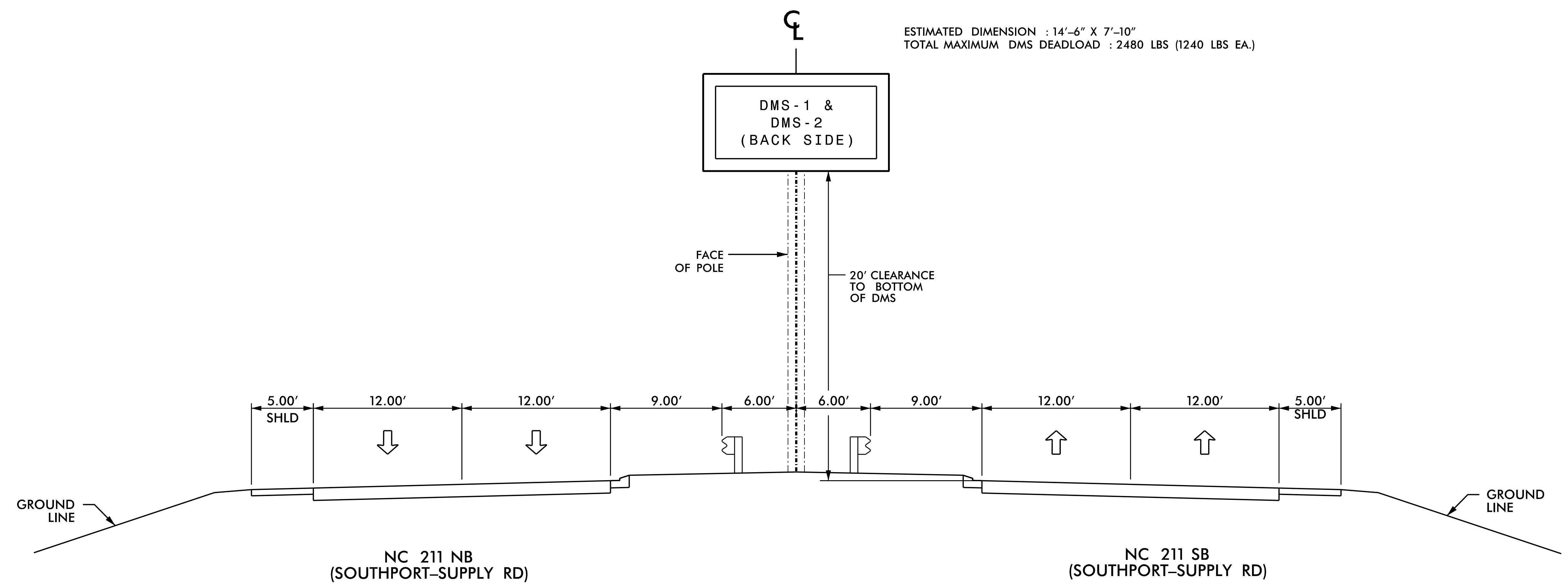
- SIX (6) WEEKS PRIOR TO BEGINNING WORK ON THE SIGNAL SYSTEM, CONTACT THE DIVISION 3 DEPUTY TRAFFIC ENGINEER, STONEWALL (STONEY) MATHIS, AT 910-341-2200 TO ARRANGE FOR THE DIVISION TO PROGRAM THE NEW FIELD ETHERNET SWITCHES WITH THE NECESSARY NETWORK CONFIGURATION DATA, INCLUDING BUT NOT LIMITED TO THE PROJECT IP ADDRESS, DEFAULT GATEWAY, SUBNET MASK, AND VLAN ID INFORMATION. NOTIFY THE DEPUTY TRAFFIC ENGINEER AFTER ALL WORK IS PERFORMED TO ENSURE THAT ALL FIBER CIRCUITS ARE FUNCTIONING PROPERLY. WORK IS NOT COMPLETE UNTIL THE SIGNAL SYSTEM IS BACK UP AND FUNCTIONAL.



DOCUMENT NOT CONSIDERED FINAL UNLESS ALL SIGNATURES COMPLETED

HNTB HNTB NORTH CAROLINA, P.C.
 343 E. Six Forks Road, Suite 200
 Raleigh, North Carolina 27609
 NC License No: C-1554
 (919) 548-8997

Plans Prepared for: 	NC 211 (SOUTHPORT-SUPPLY RD / HOWE ST) SPLICE DETAIL		SEAL
	Division 3 Brunswick Co. Southport PLAN DATE: June 2018 REVIEWED BY: T.R. Terrell PREPARED BY: Rakesh Nune REVIEWED BY: N.R. Simmons	Documented by: Natasha Simmons 9/9/2021 FE0488F3AD45A SIGNATURE DATE CADD Filename: R5021_scp-58.dgn	
SCALE NONE	REVISIONS INIT. DATE		



NOTES:

1. FIELD VERIFY ALL FOOTING ELEVATIONS AND GROUND SLOPES AT THE FOOTING USING THE LATEST NCDOT STANDARD SPECIFICATIONS FOR ROADS AND STRUCTURES. CONTRACTOR IS RESPONSIBLE FOR FURNISHING ELEVATION DRAWINGS FOR ENGINEER'S APPROVAL.
2. USE ACTUAL DIMENSIONS AND WEIGHT OF THE DMS TO COMPLETE THE DESIGN OF THE DMS STRUCTURE.
3. ENSURE THAT THE TOP OF THE FOOTING EXTENDS AT LEAST 6 INCHES AND NOT MORE THAN 24 INCHES ABOVE THE HIGHEST POINT OF THE GROUND SURFACE AT THE FOOTING.
4. DESIGN AND CONSTRUCT THE PEDESTAL STRUCTURE AND DMS ENCLOSURE TO WITHSTAND WIND VELOCITIES OF 130 MPH.
5. VERIFY ALL UNDERGROUND UTILITY LOCATIONS BEFORE BEGINNING ANY UNDERGROUND WORK. DO NOT DAMAGE ANY EXISTING UTILITIES OR NCDOT CABLES DURING CONSTRUCTION.

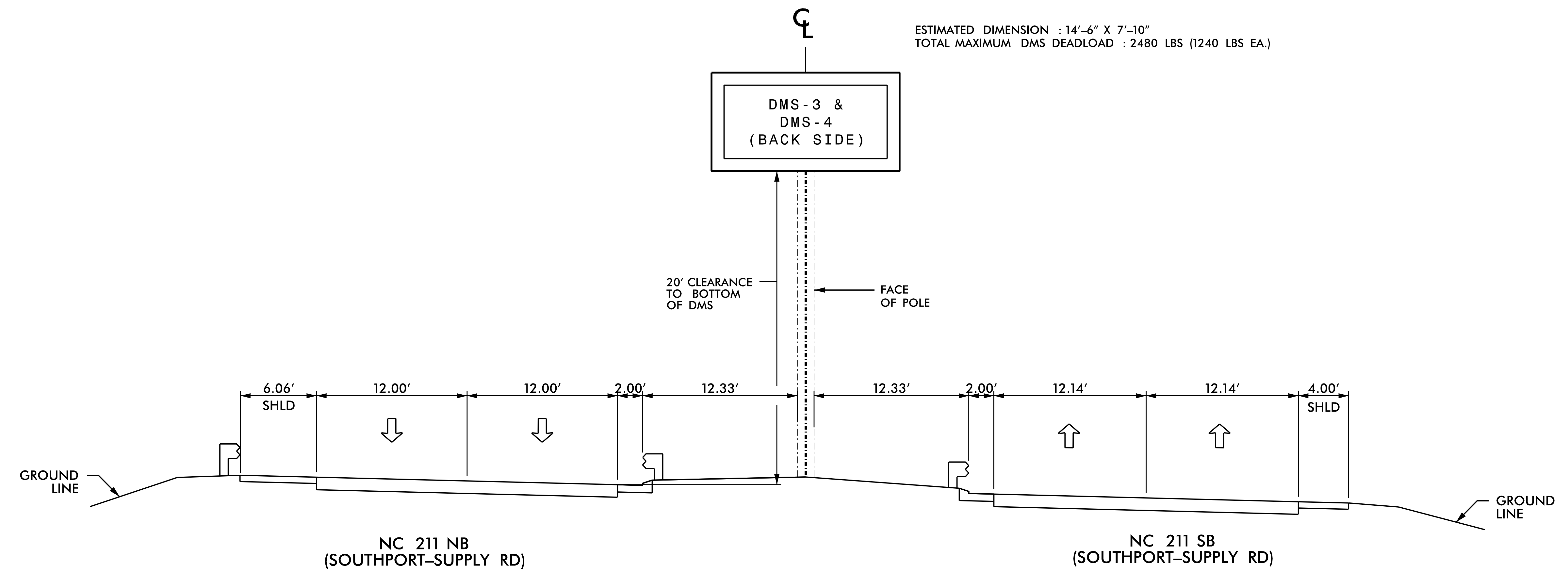
HNTB
 HNTB NORTH CAROLINA, P.C.
 343 E. Six Forks Road, Suite 200
 Raleigh, North Carolina 27609
 NC License No: C-1554
 (919) 546-8997

TMP - FINAL

**DOCUMENT NOT CONSIDERED FINAL
 UNLESS ALL SIGNATURES COMPLETED**

 250 N. Greenfield Place, Garner, NC 27529	NC 211 (SOUTHPORT-SUPPLY RD / HOWE ST) DMS-1 & DMS-2 ELEVATION		 SEAL NORTH CAROLINA PROFESSIONAL ENGINEER NATASHA R. SIMMONS
	Division 3 Brunswick Co. Southport	PLAN DATE: June 2017 REVIEWED BY: T.R. Terrell PREPARED BY: N.K. Vlanich REVIEWED BY: N.R. Simmons	
SCALE 0 20 1" = 20'	REVISIONS _____ _____ _____	INIT. DATE _____ _____ _____	SEAL _____ _____ _____ _____

DocuSigned by:
 Natasha Simmons 10/29/2021
 FE0488DF34D445A
 SIGNATURE DATE
 CADD File name: R5021_scp-59.dgn



NOTES:

1. FIELD VERIFY ALL FOOTING ELEVATIONS AND GROUND SLOPES AT THE FOOTING USING THE LATEST NCDOT STANDARD SPECIFICATIONS FOR ROADS AND STRUCTURES. CONTRACTOR IS RESPONSIBLE FOR FURNISHING ELEVATION DRAWINGS FOR ENGINEER'S APPROVAL.
2. USE ACTUAL DIMENSIONS AND WEIGHT OF THE DMS TO COMPLETE THE DESIGN OF THE DMS STRUCTURE.
3. ENSURE THAT THE TOP OF THE FOOTING EXTENDS AT LEAST 6 INCHES AND NOT MORE THAN 24 INCHES ABOVE THE HIGHEST POINT OF THE GROUND SURFACE AT THE FOOTING.
4. DESIGN AND CONSTRUCT THE PEDESTAL STRUCTURE AND DMS ENCLOSURE TO WITHSTAND WIND VELOCITIES OF 130 MPH.
5. VERIFY ALL UNDERGROUND UTILITY LOCATIONS BEFORE BEGINNING ANY UNDERGROUND WORK. DO NOT DAMAGE ANY EXISTING UTILITIES OR NCDOT CABLES DURING CONSTRUCTION.

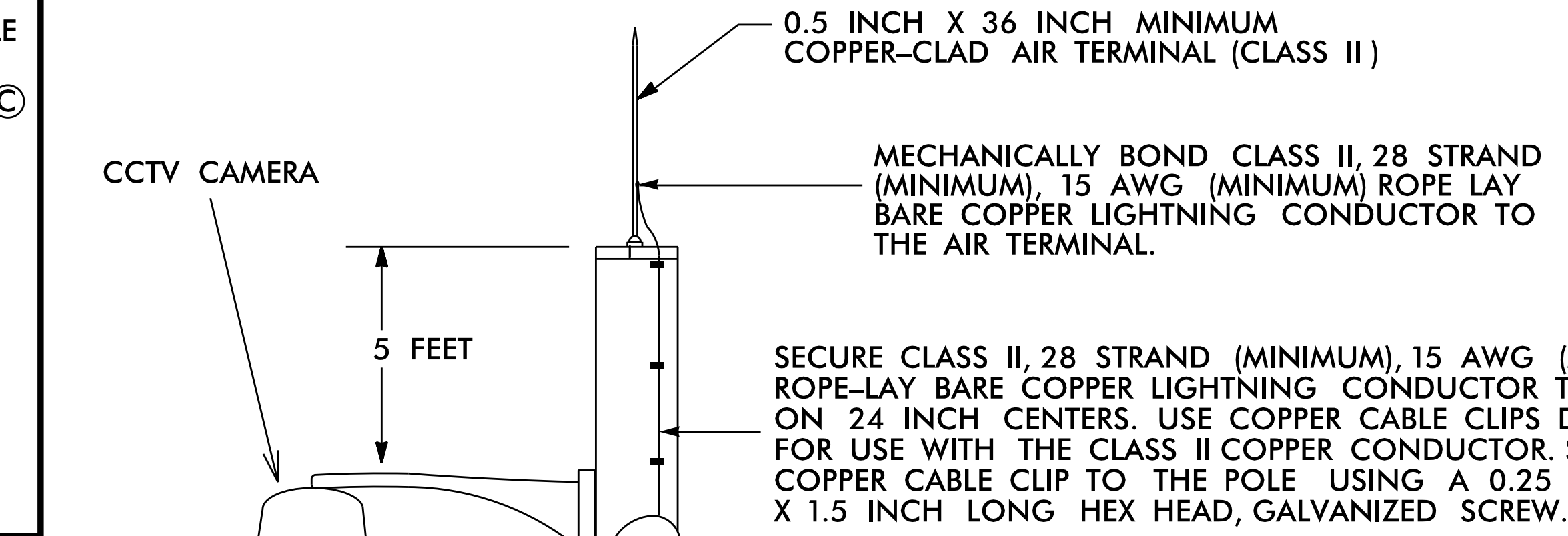
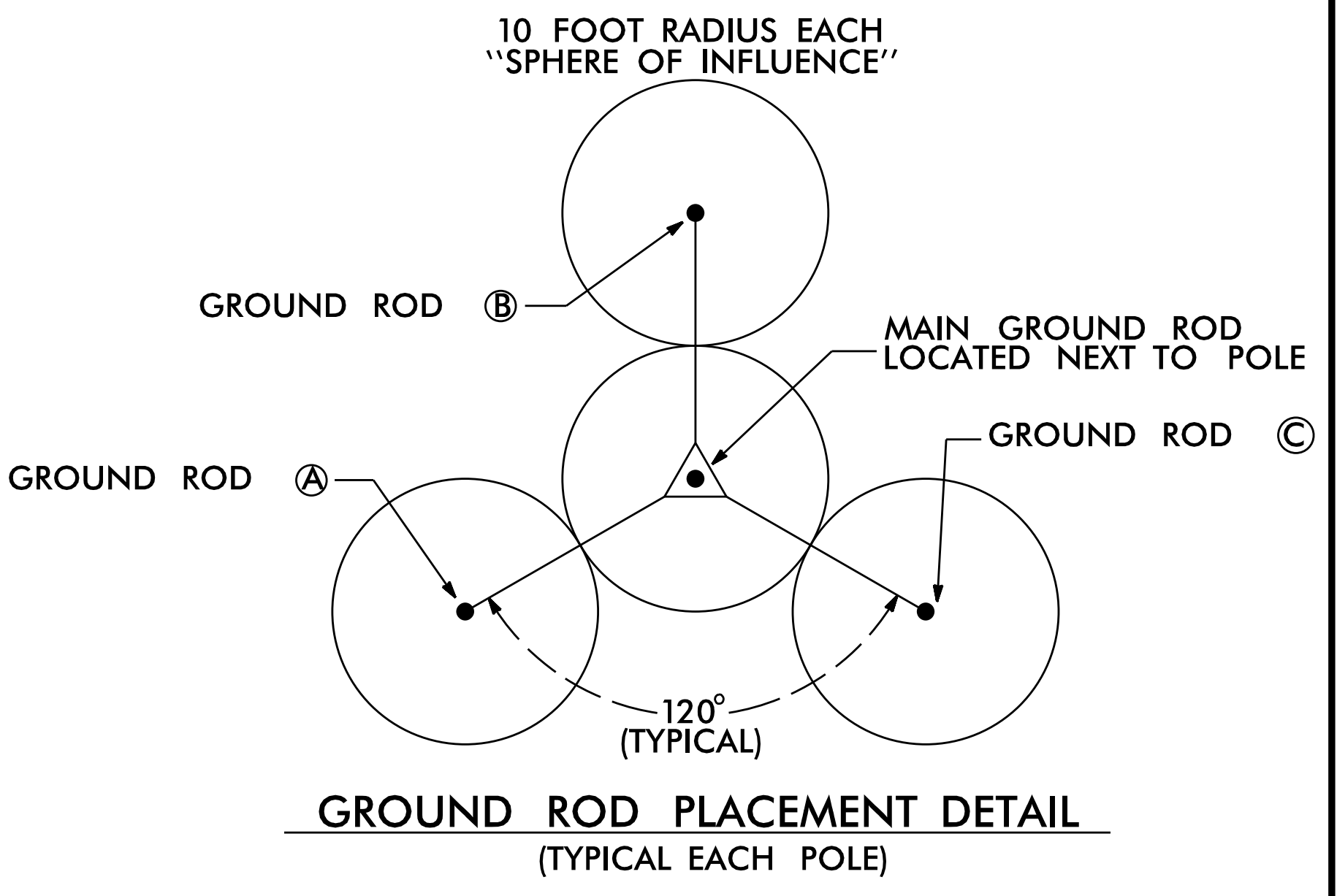
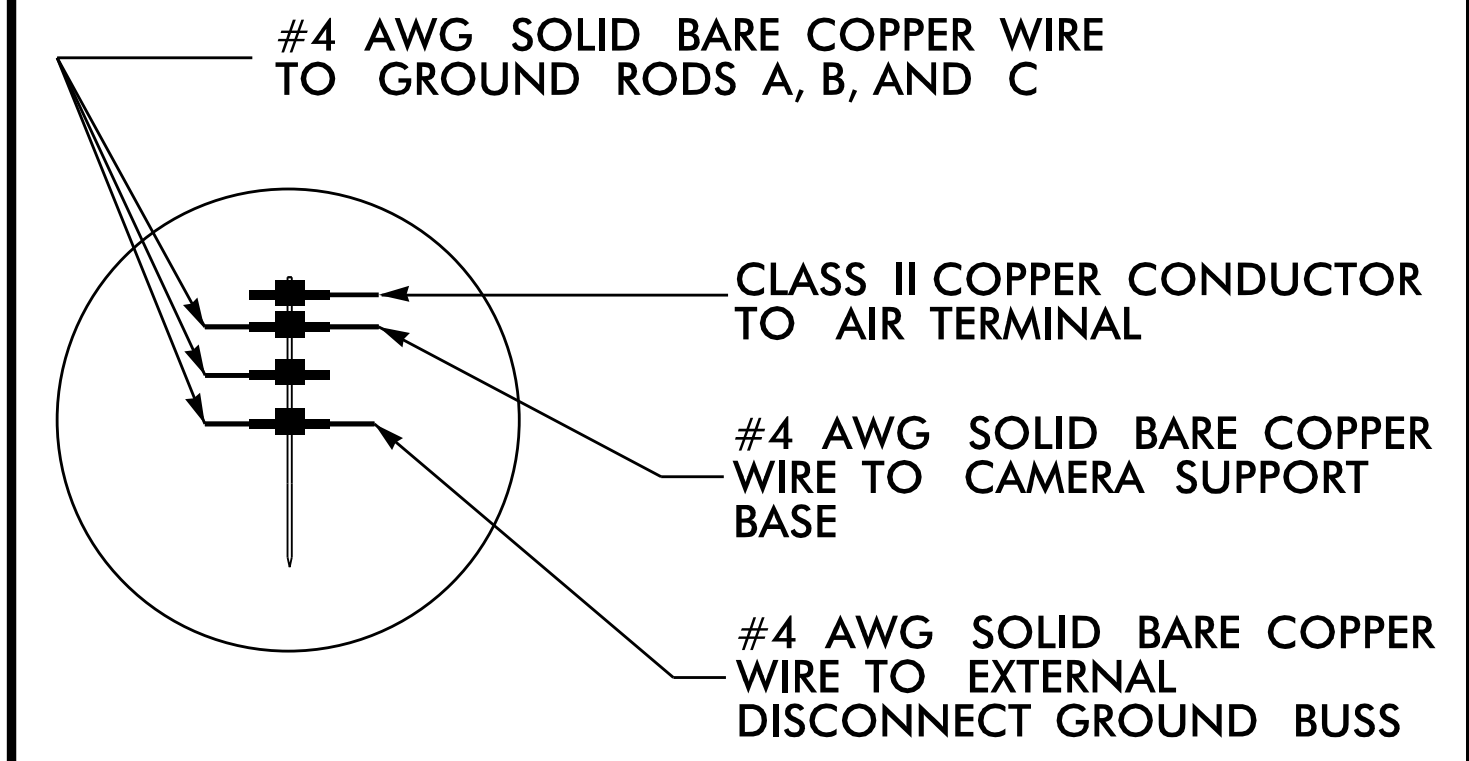
HNTB
 HNTB NORTH CAROLINA, P.C.
 343 E. Six Forks Road, Suite 200
 Raleigh, North Carolina 27609
 NC License No: C-1554
 (919) 546-8997

TMP - FINAL

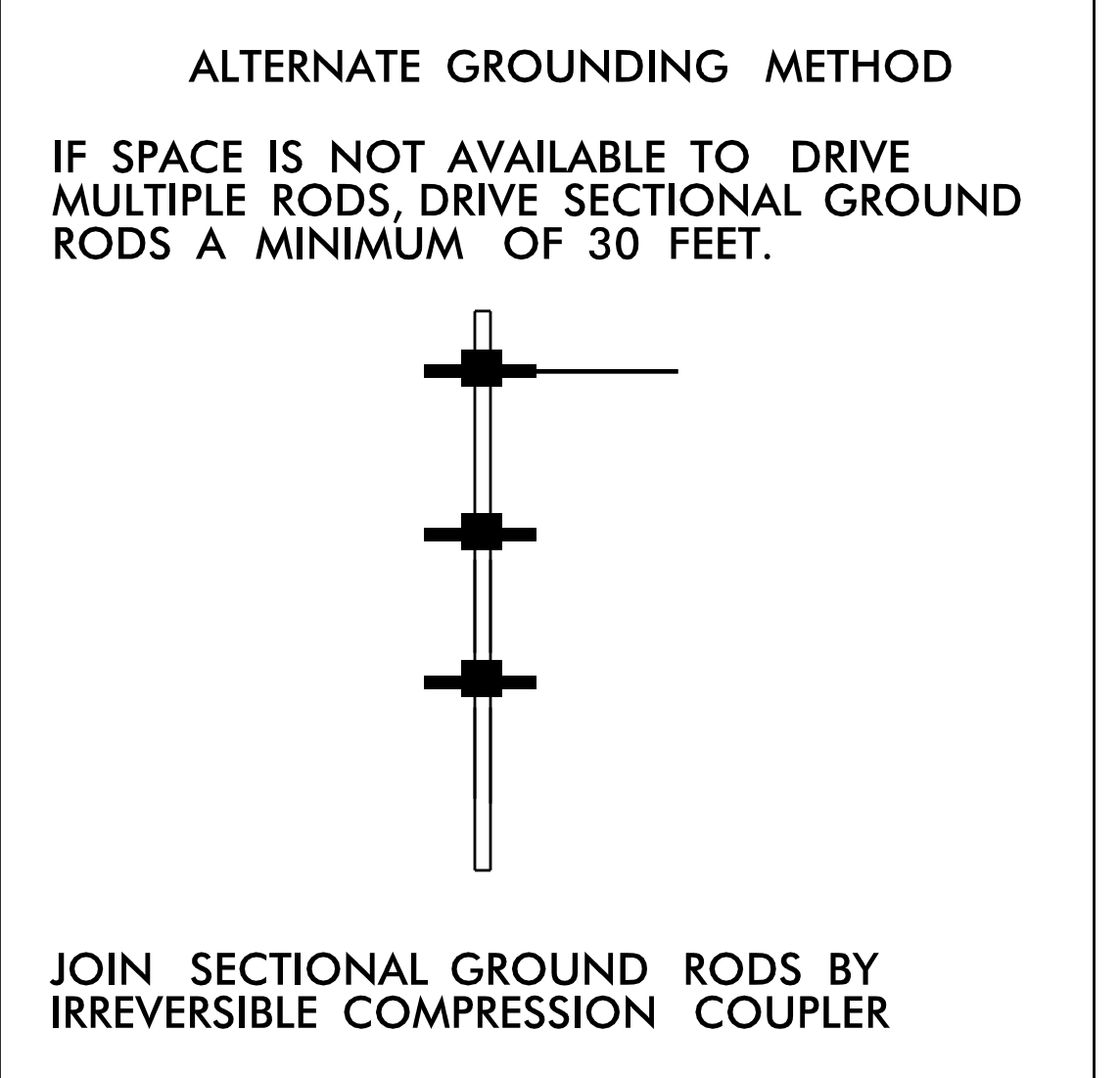
**DOCUMENT NOT CONSIDERED FINAL
 UNLESS ALL SIGNATURES COMPLETED**

	NC 211 (SOUTHPORT-SUPPLY RD / HOWE ST) DMS-3 & DMS-4 ELEVATION		
	Division 3 Brunswick Co. Southport		
PLAN DATE: June 2017	REVIEWED BY: T.R. Terrell		SEAL NORTH CAROLINA PROFESSIONAL ENGINEER NATASHA R. SIMMONS
PREPARED BY: N.K. Vlanich	REVIEWED BY: N.R. Simmons		
250 N. Greenfield Pkwy., Garner, NC 27529	SCALE 10 0 10 1" = 10'	REVISIONS INIT. DATE	SEAL NORTH CAROLINA PROFESSIONAL ENGINEER NATASHA R. SIMMONS
HNTB NORTH CAROLINA, P.C. 343 E. Six Forks Road, Suite 200 Raleigh, North Carolina 27609 NC License No: C-1554 (919) 546-8997			DocuSigned by: Natasha Simmons 10/29/2021 FE0488DF34D445A SIGNATURE DATE CADD Filename: R5021_scp-60.dgn

INSET 'A'

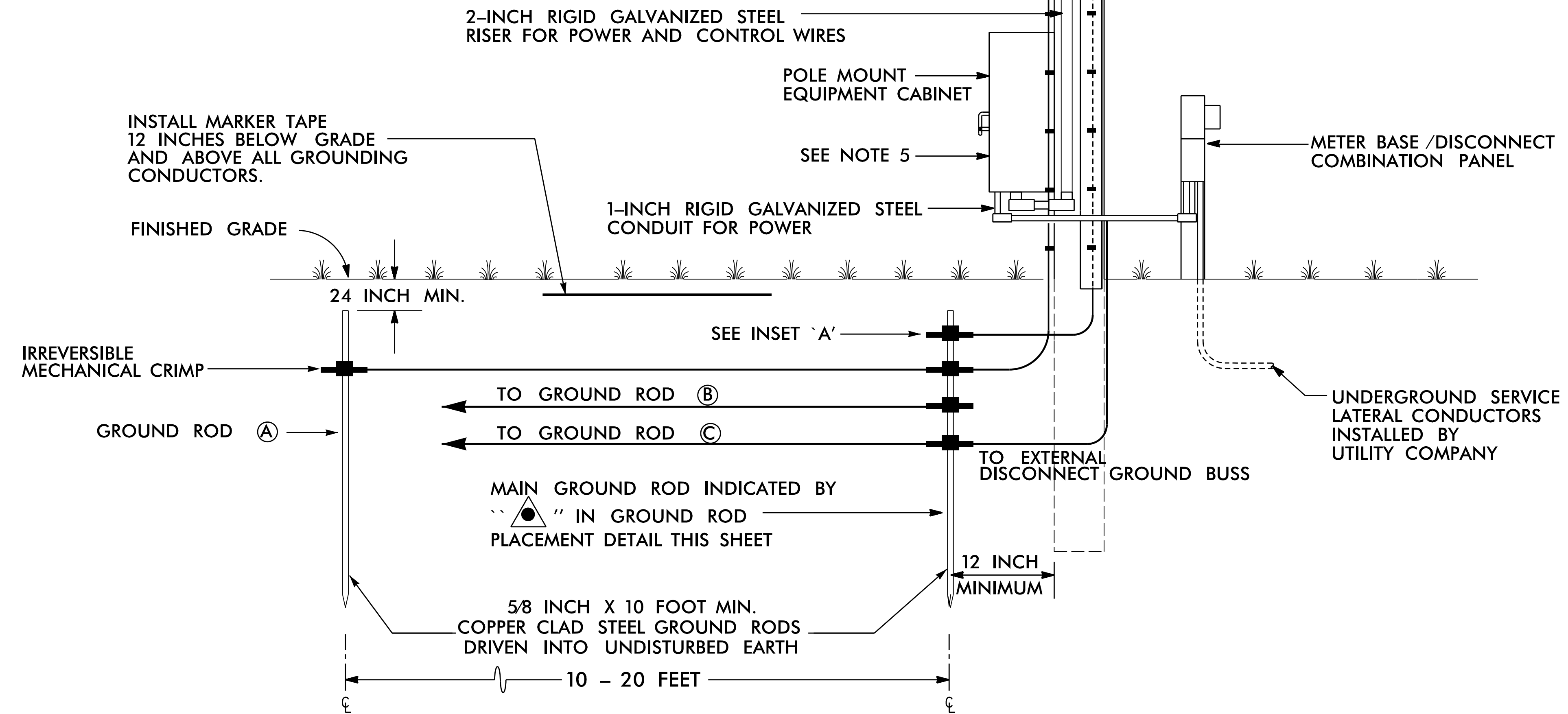


SECURE CLASS II, 28 STRAND (MINIMUM), 15 AWG (MINIMUM), ROPE-LAY BARE COPPER LIGHTNING CONDUCTOR TO THE POLE ON 24 INCH CENTERS. USE COPPER CABLE CLIPS DESIGNED FOR USE WITH THE CLASS II COPPER CONDUCTOR. SECURE EACH COPPER CABLE CLIP TO THE POLE USING A 0.25 INCH DIAMETER X 1.5 INCH LONG HEX HEAD, GALVANIZED SCREW.



BOND #4 AWG SOLID BARE COPPER WIRE TO CAMERA SUPPORT BASE BY AN ALUMINUM TO COPPER #2 - #14 AWG LUG. ATTACH TO CAMERA BASE WITH A STAINLESS STEEL SELF TAPPING SCREW. REMOVE PAINT OR PROTECTIVE COATING WHERE ATTACHING LUG ONLY.

INSTALL 2-INCH PVC U-GUARD OVER COPPER CONDUCTOR FROM GROUND LEVEL TO 10 FEET (MINIMUM) ABOVE THE GROUND.



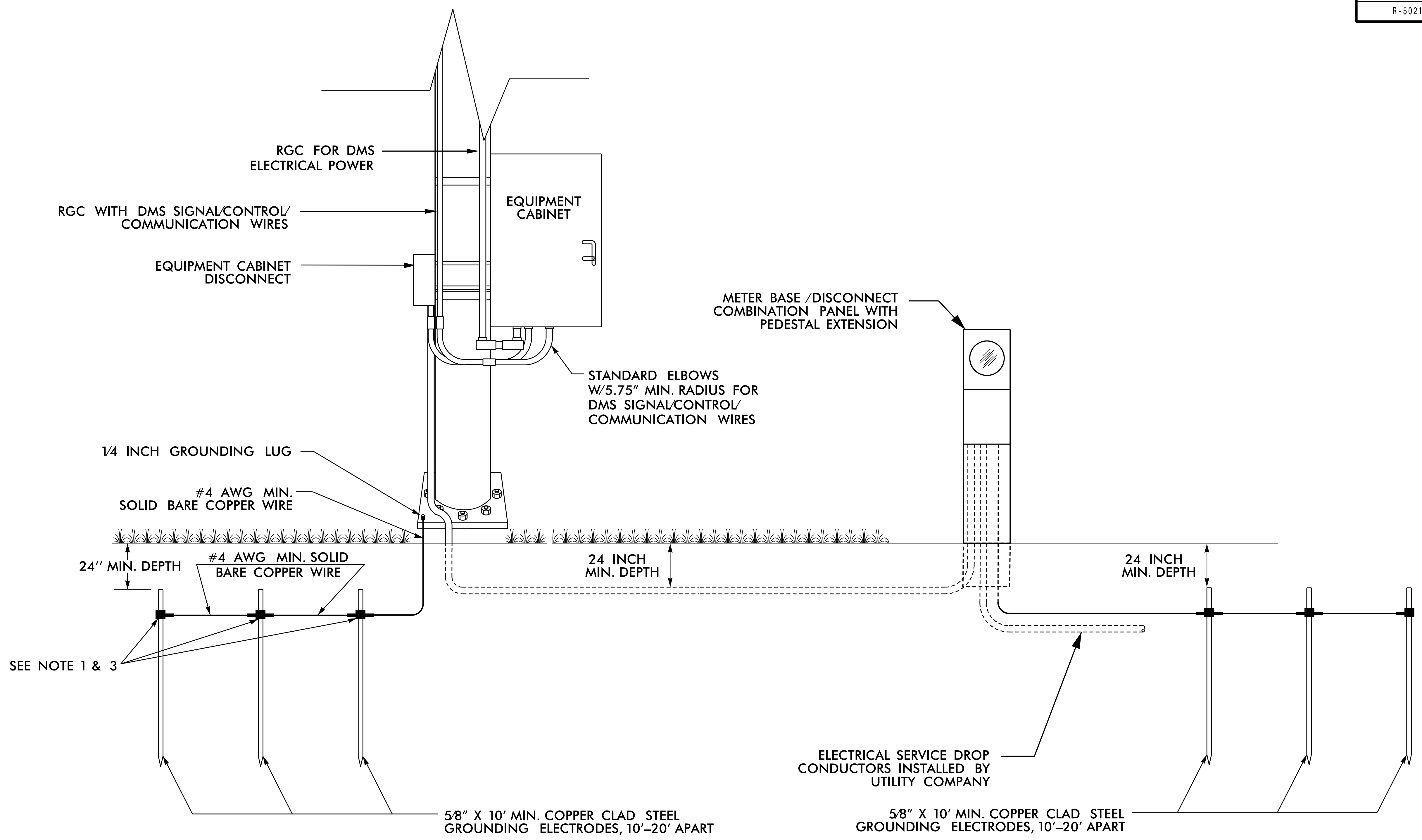
NOTES

1. BOND CLASS II, 28 STRAND (MINIMUM), 15 AWG (MINIMUM) ROPE-LAY BARE COPPER CONDUCTOR TO THE MAIN GROUND ROD BY AN IRREVERSIBLE MECHANICAL CRIMP. MAINTAIN MAXIMUM HORIZONTAL SEPARATION BETWEEN COPPER CONDUCTOR AND RISER.
2. ALL CONNECTIONS TO GROUND RODS SHOULD BE MADE WITH AN IRREVERSIBLE MECHANICAL CRIMP METHOD.
3. THE CONTRACTOR MAY, UPON APPROVAL OF THE ENGINEER, INSTALL A 30-FOOT SECTIONAL GROUND ROD FOR INSTANCES WHEN CONDITIONS WILL NOT ALLOW FOR THE INSTALLATION OF THE 3 - RADIAL GROUND RODS.
4. INSTALL MARKER TAPE DIRECTLY ABOVE ALL GROUNDING ELECTRODES AND CONDUCTORS AT A DEPTH OF 12 INCHES.
5. REMOVE BONDING JUMPER BETWEEN EQUIPMENT CABINET GROUND BUSS AND NEUTRAL BUSS.

TMP - FINAL

DOCUMENT NOT CONSIDERED FINAL UNLESS ALL SIGNATURES COMPLETED

	NC 211 (SOUTHPORT-SUPPLY RD / HOWE ST) CCTV CAMERA INSTALLATION FOR WOOD POLES WITH UNDERGROUND ELECTRICAL SERVICE TYPICAL DETAIL Division 3 Brunswick Co. Southport PLAN DATE: June 2017 REVIEWED BY: T.R. Terrell PREPARED BY: N.K. Vlanich REVIEWED BY: N.R. Simmons	SEAL NORTH CAROLINA PROFESSIONAL ENGINEER SEAL 031464 NATASHA R. SIMMONS
SCALE: NONE	REVISIONS:	DATE: 9/9/2021 SIGNATURE: _____ DATE: _____ CADD File name: R5021 scp-61.dgn





NOTES:

1. INSTALL A MINIMUM OF 3 GROUND RODS SPACED A MINIMUM OF 10 FEET APART. ENSURE THAT EXISTING UNDERGROUND FACILITIES ARE NOT DAMAGED DURING INSTALLATION.
2. TEST GROUNDING SYSTEM USING AN APPROVED METHOD. SYSTEM SHALL MEASURE TWENTY (20) OHMS OR LESS. ADDITIONAL GROUND RODS SHALL BE INSTALLED AS DIRECTED BY THE ENGINEER TO MEET THIS REQUIREMENT.
3. ALL CONNECTIONS TO GROUND RODS SHOULD BE MADE WITH AN IRREVERSIBLE MECHANICAL CRIMP METHOD.
4. INSTALL MARKER TAPE DIRECTLY ABOVE ALL GROUNDING ELECTRODES AND CONDUCTORS AT A DEPTH OF 12 INCHES.
5. REMOVE BONDING JUMPER IN EQUIPMENT CABINET IF INSTALLED BETWEEN AC NEUTRAL AND EQUIPMENT GROUND.
6. BOND ALL RIGID GALVANIZED STEEL CONDUITS ENTERING THE CABINET TO EQUIPMENT GROUND.
7. INSTALL CONDUIT BETWEEN DISCONNECT AND CABINET.
8. ENSURE EQUIPMENT GROUND IS ELECTRICALLY BONDED TO EQUIPMENT CABINET.

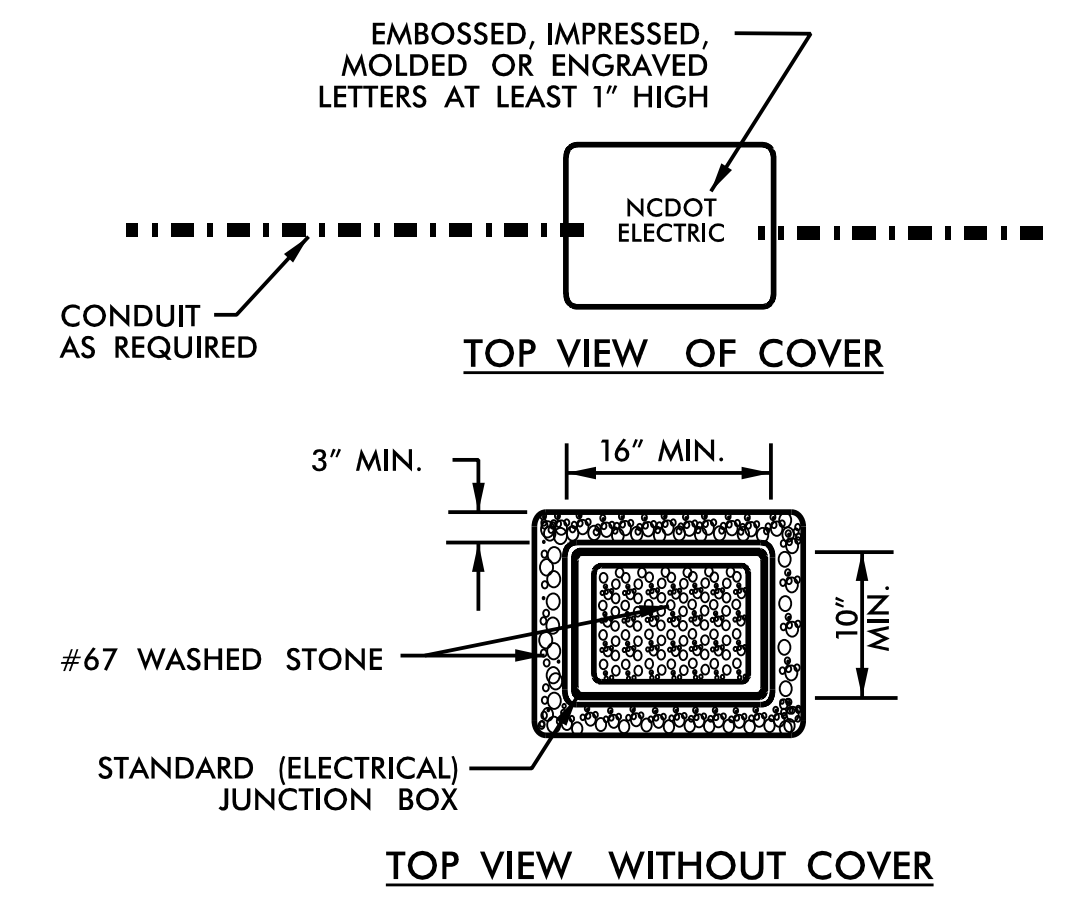
HNTB
 HNTB NORTH CAROLINA, P.C.
 343 E. Six Forks Road, Suite 200
 Raleigh, North Carolina 27609
 NC License No: C-1554
 (919) 546-8997

TMP - FINAL

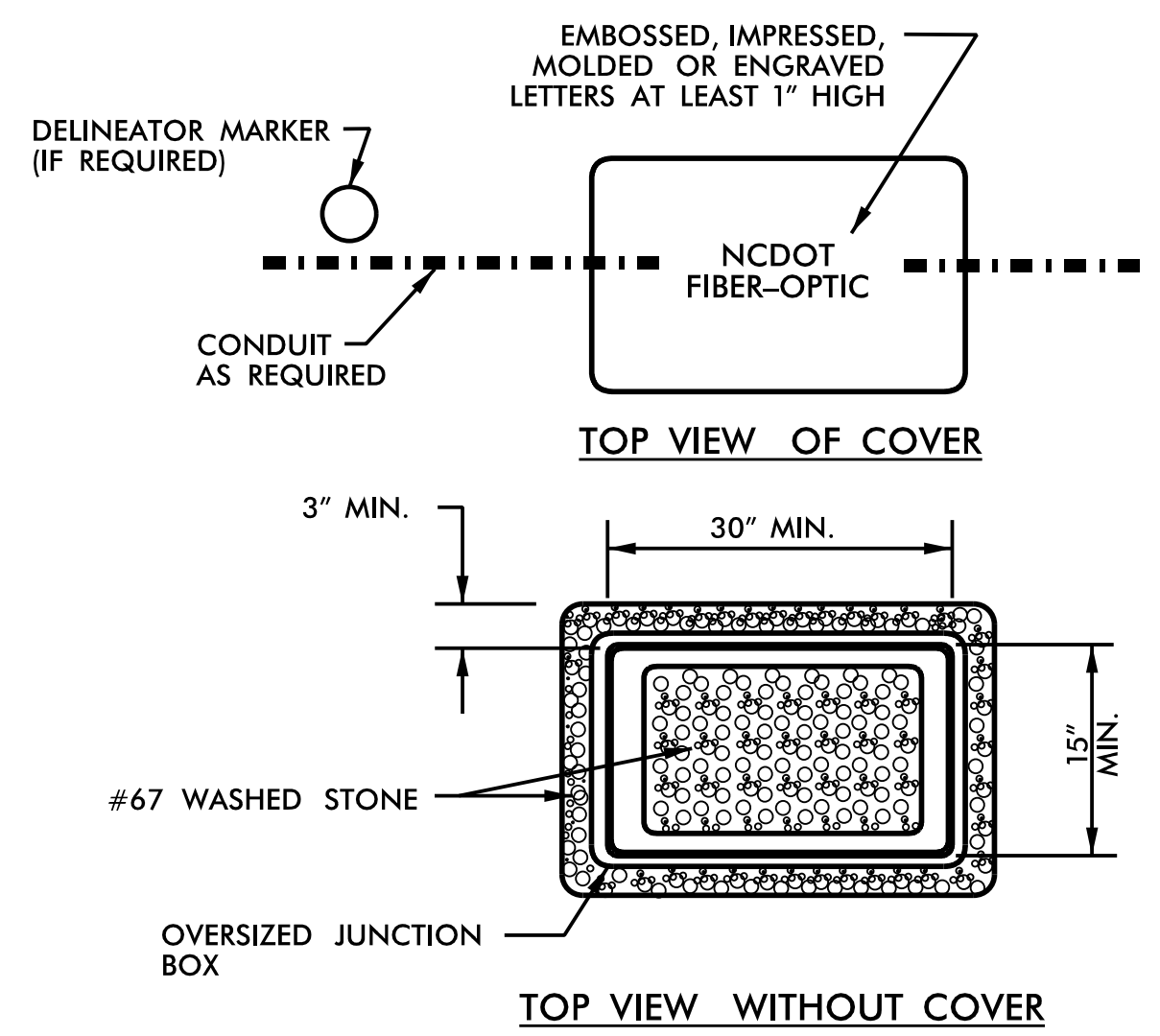
**DOCUMENT NOT CONSIDERED FINAL
UNLESS ALL SIGNATURES COMPLETED**

 <small>250 N. Greenfield Place, Garner, NC 27529</small>	Plans Prepared for: NC 211 (SOUTHPORT-SUPPLY RD / HOWE ST) DYNAMIC MESSAGE SIGN NEW ELECTRICAL SERVICE AND GROUNDING DETAIL		 <small>SEAL NORTH CAROLINA PROFESSIONAL ENGINEER 031464 NATASHA R. SIMMONS</small>											
	Division 3 Brunswick Co. Southport PLAN DATE: June 2017 REVIEWED BY: T.R. Terrell PREPARED BY: N.K. Vlanich REVIEWED BY: N.R. Simmons	<table border="1"> <thead> <tr> <th>REVISIONS</th> <th>INIT.</th> <th>DATE</th> </tr> </thead> <tbody> <tr> <td> </td> <td> </td> <td> </td> </tr> <tr> <td> </td> <td> </td> <td> </td> </tr> <tr> <td> </td> <td> </td> <td> </td> </tr> </tbody> </table>		REVISIONS	INIT.	DATE								
REVISIONS	INIT.	DATE												

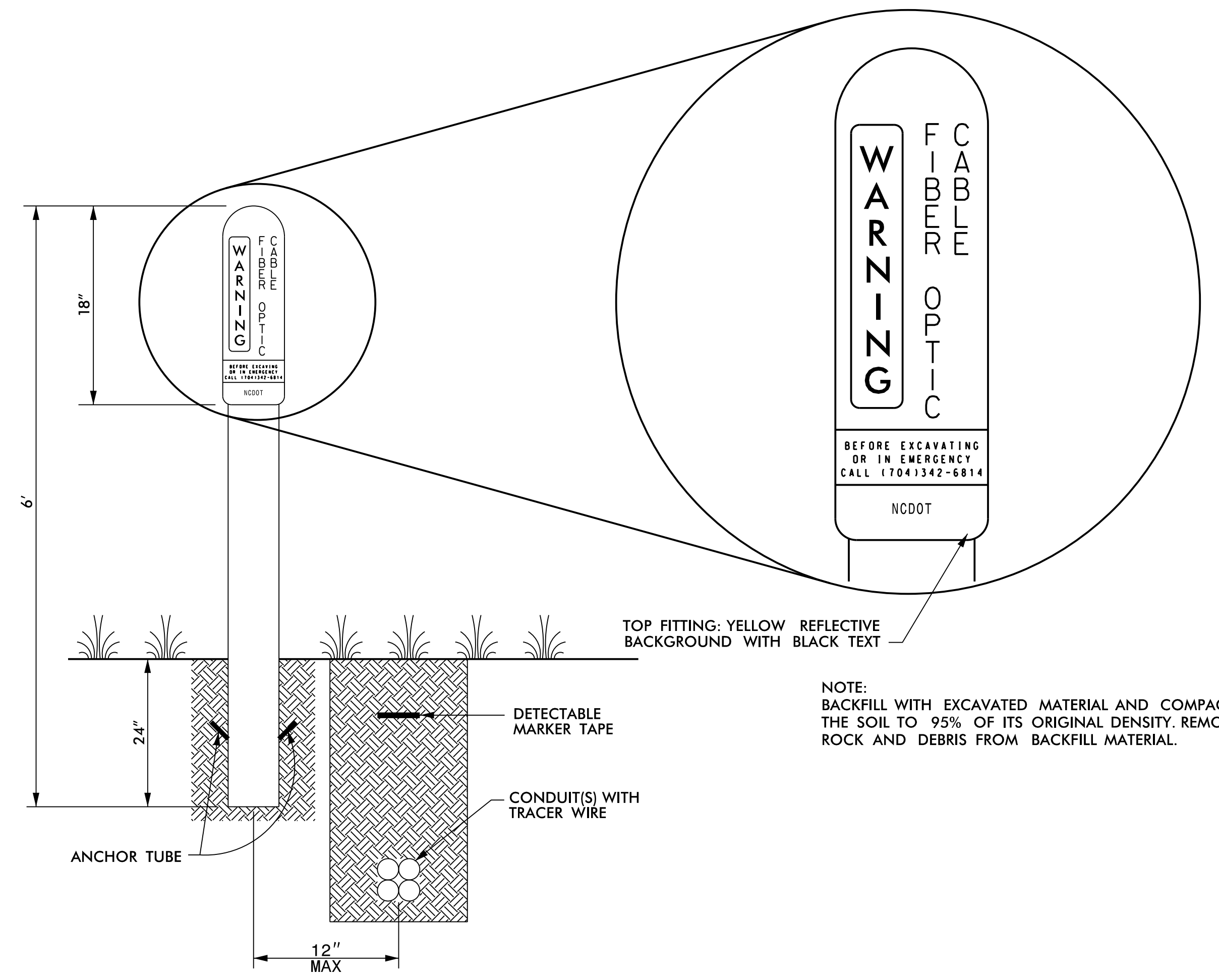
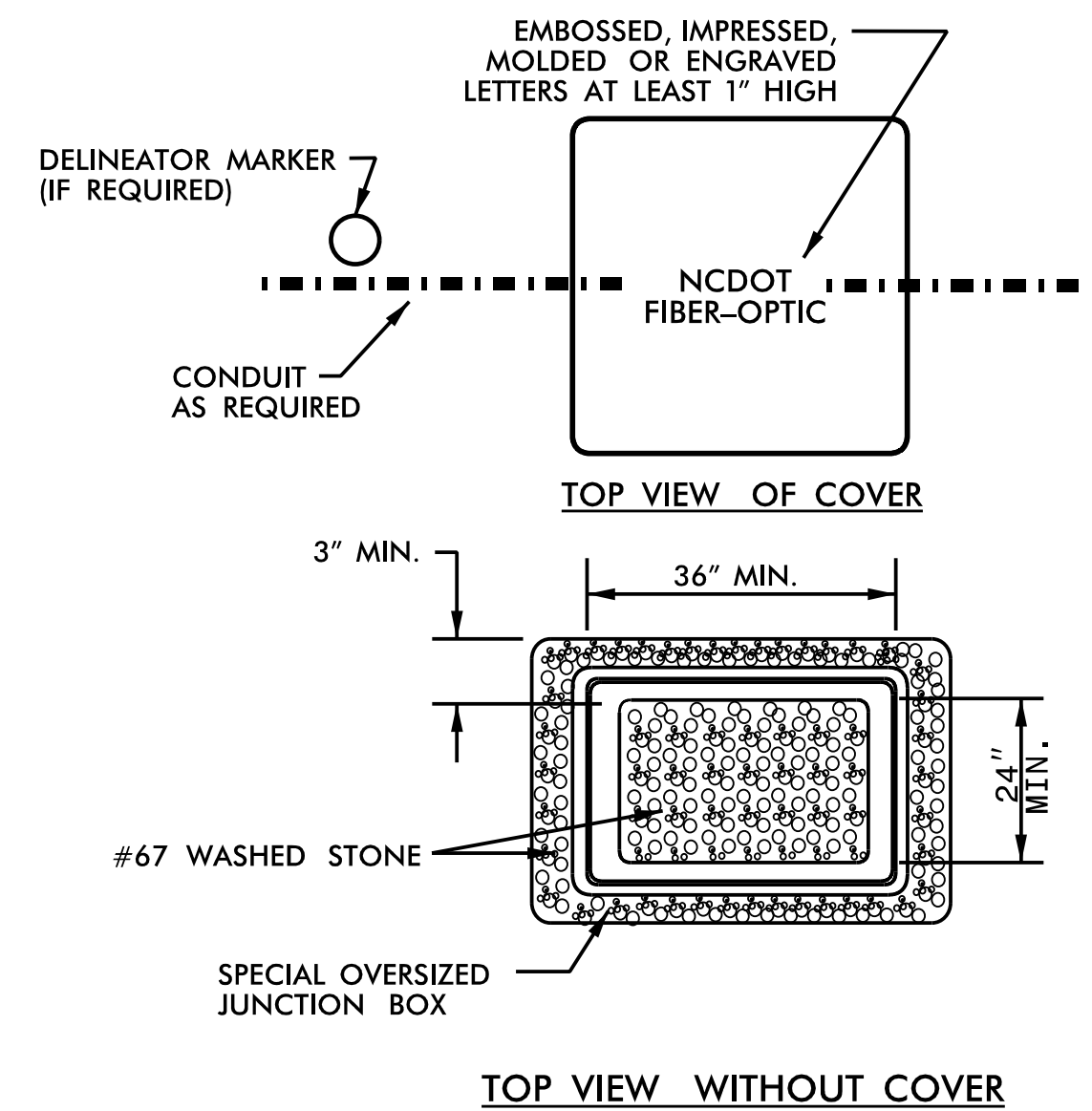
**STANDARD (ELECTRICAL)
JUNCTION BOX**



**OVERSIZED HEAVY DUTY
JUNCTION BOX**



**SPECIAL OVERSIZED HEAVY DUTY
JUNCTION BOX**



NOTE:
BACKFILL WITH EXCAVATED MATERIAL AND COMPACT THE SOIL TO 95% OF ITS ORIGINAL DENSITY. REMOVE ROCK AND DEBRIS FROM BACKFILL MATERIAL.

PVC POST-MOUNTED DELINEATOR MARKER

TMP - FINAL

**DOCUMENT NOT CONSIDERED FINAL
UNLESS ALL SIGNATURES COMPLETED**



HNTB NORTH CAROLINA, P.C.
343 E. Six Forks Road, Suite 200
Raleigh, North Carolina 27609
NC License No: C-1554
(919) 546-8997

Plans Prepared for:

250 N. Greenfield Place, Garner, NC 27529

SCALE: NONE

NC 211 (SOUTHPORT-SUPPLY RD) / (HOWE ST)	
TYPICAL DETAILS	
Division 3	Brunswick Co. Southport
PLAN DATE: June 2017	REVIEWED BY: T.R. Terrell
PREPARED BY: N.K. Vlanich	REVIEWED BY: N.R. Simmons
REVISIONS	INIT. DATE

SEAL

DocuSigned by:
Natasha Simmons
9/9/2021
F8DAB80F3AD44A
SIGNATURE DATE
CADD File name: R6021_scp-63.dgn