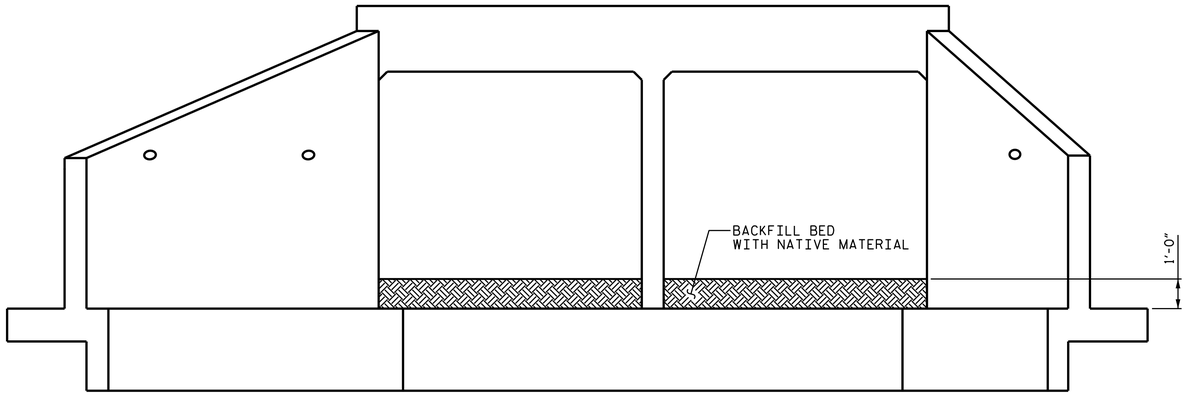

END ELEVATION

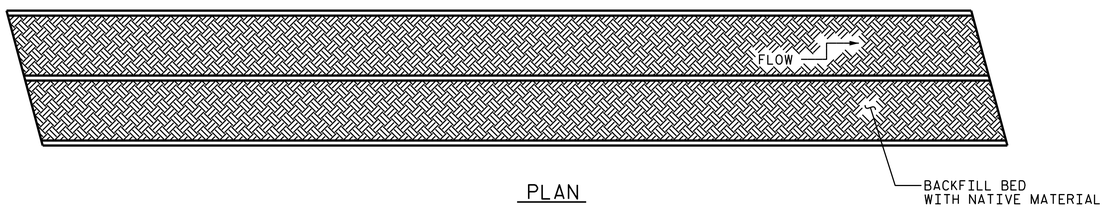

PLAN

BACKFILL DETAILS

BURY INLET AND OUTLET OF RCBC 1'-0" (MIN.) BACKFILL ENTIRE CULVERT WITH 1'-0" OF NATIVE MATERIAL IN ACCORDANCE WITH SPECIFICATION. NATIVE MATERIAL CONSISTS OF MATERIAL THAT IS EXCAVATED FROM THE STREAM BED AT THE PROJECT SITE DURING CULVERT CONSTRUCTION. NATIVE MATERIAL IS SUBJECT TO APPROVAL BY THE ENGINEER AND MAY BE SUBJECT TO PERMIT CONDITIONS.

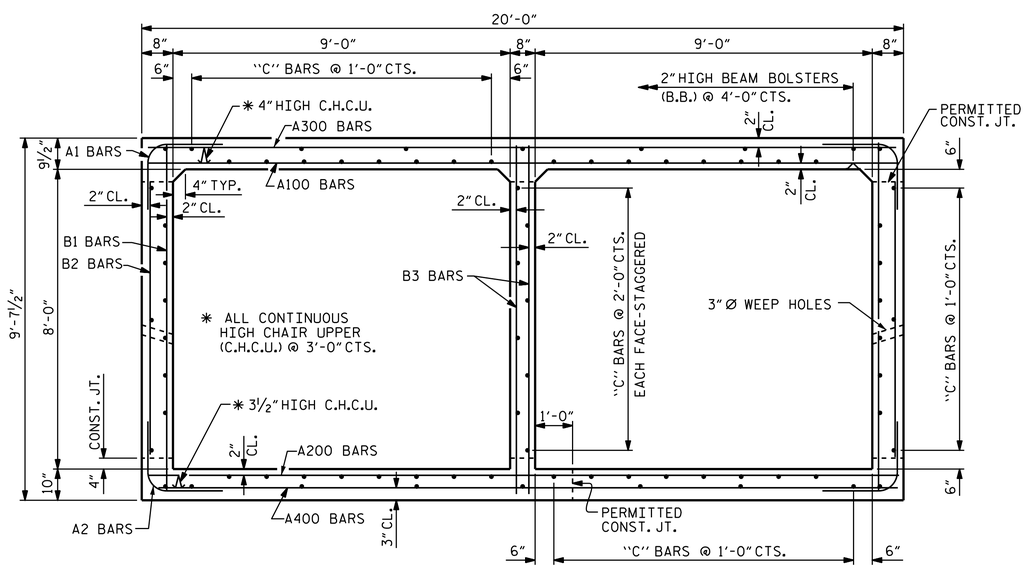

RIGHT ANGLE SECTION OF BARREL

THERE ARE 76 "C" BARS IN SECTION OF BARREL.

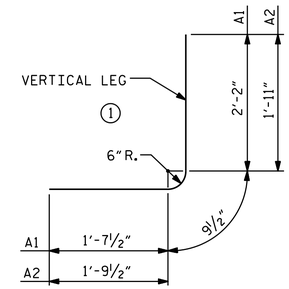

BAR TYPE

BAR DIMENSIONS ARE OUT TO OUT

SPLICE LENGTH CHART		
BAR	SIZE	SPLICE LENGTH
B1, B3	#4	1'-5"
C1, C2	#4	1'-11"

BILL OF MATERIAL

STAGE I						STAGE II					
BAR	NO.	SIZE	TYPE	LENGTH	WEIGHT	BAR	NO.	SIZE	TYPE	LENGTH	WEIGHT
✱ A1	147	#4	1	4'-7"	450	✱ A1	137	#4	1	4'-7"	419
✱ A2	141	#5	1	4'-6"	662	✱ A2	131	#5	1	4'-6"	615
✱ A100	85	#5	STR.	19'-7"	1736	✱ A100	80	#5	STR.	19'-7"	1634
✱ A101	2	#5	STR.	17'-5"	36	✱ A101	2	#5	STR.	17'-5"	36
✱ A102	2	#5	STR.	14'-5"	30	✱ A102	2	#5	STR.	14'-5"	30
✱ A103	2	#5	STR.	11'-6"	24	✱ A103	2	#5	STR.	11'-6"	24
✱ A104	2	#5	STR.	8'-6"	18	✱ A104	2	#5	STR.	8'-6"	18
✱ A105	2	#5	STR.	5'-7"	12	✱ A105	2	#5	STR.	5'-7"	12
✱ A106	2	#5	STR.	2'-7"	5	✱ A106	2	#5	STR.	2'-7"	5
✱ A200	74	#5	STR.	19'-7"	1511	✱ A200	69	#5	STR.	19'-7"	1409
✱ A201	2	#5	STR.	16'-4"	34	✱ A201	2	#5	STR.	16'-4"	34
✱ A202	2	#5	STR.	12'-3"	26	✱ A202	2	#5	STR.	12'-3"	26
✱ A203	2	#5	STR.	8'-8"	18	✱ A203	2	#5	STR.	8'-8"	18
✱ A204	2	#5	STR.	5'-1"	11	✱ A204	2	#5	STR.	5'-1"	11
✱ A205	2	#5	STR.	2'-7"	5	✱ A205	2	#5	STR.	2'-7"	5
✱ A300	71	#5	STR.	19'-7"	1450	✱ A300	66	#5	STR.	19'-7"	1348
✱ A301	2	#5	STR.	15'-10"	33	✱ A301	2	#5	STR.	15'-10"	33
✱ A302	2	#5	STR.	12'-3"	26	✱ A302	2	#5	STR.	12'-3"	26
✱ A303	2	#5	STR.	8'-8"	18	✱ A303	2	#5	STR.	8'-8"	18
✱ A304	2	#5	STR.	5'-1"	11	✱ A304	2	#5	STR.	5'-1"	11
✱ A400	108	#5	STR.	19'-7"	2206	✱ A400	101	#5	STR.	19'-7"	2063
✱ A401	4	#5	STR.	15'-7"	65	✱ A401	4	#5	STR.	15'-7"	65
✱ A402	4	#5	STR.	10'-11"	46	✱ A402	4	#5	STR.	10'-11"	46
✱ A403	4	#5	STR.	6'-3"	26	✱ A403	4	#5	STR.	6'-3"	26
✱ B1	142	#4	STR.	9'-1"	862	✱ B1	132	#4	STR.	9'-1"	801
✱ B2	142	#4	STR.	7'-4"	696	✱ B2	132	#4	STR.	7'-4"	647
✱ B3	142	#4	STR.	9'-1"	862	✱ B3	132	#4	STR.	9'-1"	801
✱ C1	228	#4	STR.	26'-2"	3985	✱ C2	228	#4	STR.	24'-1"	3668
✱ G1	4	#5	STR.	20'-4"	85	✱ G1	4	#5	STR.	20'-4"	85
✱ S1	12	#6	STR.	20'-3"	365	✱ S1	12	#6	STR.	20'-3"	365
✱ S2	6	#8	STR.	20'-3"	324	✱ S2	6	#8	STR.	20'-3"	324
✱ EPOXY COATED REINF. STEEL = 15,638 LBS.						✱ EPOXY COATED REINF. STEEL = 14,623 LBS.					

PROJECT NO. R-5021
BRUNSWICK COUNTY
STATION: 226+01.00 -L-

SHEET 3 OF 5

STATE OF NORTH CAROLINA
DEPARTMENT OF TRANSPORTATION
RALEIGH

DOUBLE 9 FT. X 8 FT. CONCRETE BOX CULVERT 105° SKEW

NORTH CAROLINA PROFESSIONAL SEAL 26445 ENGINEER P. KOREY NEWTON

DocuSigned by: P. Korey Newton
4FFE39D1431B407...
1/21/2019

DOCUMENT NOT CONSIDERED FINAL UNLESS ALL SIGNATURES COMPLETED

REVISIONS						SHEET NO.
NO.	BY:	DATE:	NO.	BY:	DATE:	C3-3
1			3			TOTAL SHEETS
2			4			5

CUL 3

DRAWN BY :	WFP / QTN	DATE :	10-17
CHECKED BY :	P. K. NEWTON	DATE :	12/6/18
DESIGN ENGINEER OF RECORD:	P. K. NEWTON	DATE :	12/18

21-JAN-2019 02:48
H:\Structures\Plans\Cul3\R5021 _SMU_CUL3_090076.dgn
pknewton