

GUARDRAIL ANCHOR ASSEMBLY DETAILS

NOTES

THE GUARDRAIL ANCHOR ASSEMBLY SHALL CONSIST OF A 1/4" HOLD DOWN PLATE AND 7 - 7/8" Ø BOLTS WITH NUTS AND WASHERS.

THE HOLD-DOWN PLATE SHALL CONFORM TO AASHTO M270 GRADE 36. AFTER FABRICATION, THE HOLD-DOWN PLATE SHALL BE HOT-DIP GALVANIZED IN ACCORDANCE WITH AASHTO M111.

BOLTS SHALL CONFORM TO THE REQUIREMENTS OF ASTM A307 AND NUTS SHALL CONFORM TO THE REQUIREMENTS OF AASHTO M291. BOLTS, NUTS AND WASHERS SHALL BE GALVANIZED. AT THE CONTRACTOR'S OPTION, STAINLESS STEEL BOLTS, NUTS AND WASHERS MAY BE USED AS AN ALTERNATE FOR THE 7/8" Ø GALVANIZED BOLTS, NUTS AND WASHERS. THEY SHALL CONFORM TO OR EXCEED THE MECHANICAL REQUIREMENTS OF ASTM A307. THE USE OF THIS ALTERNATE SHALL BE APPROVED BY THE ENGINEER.

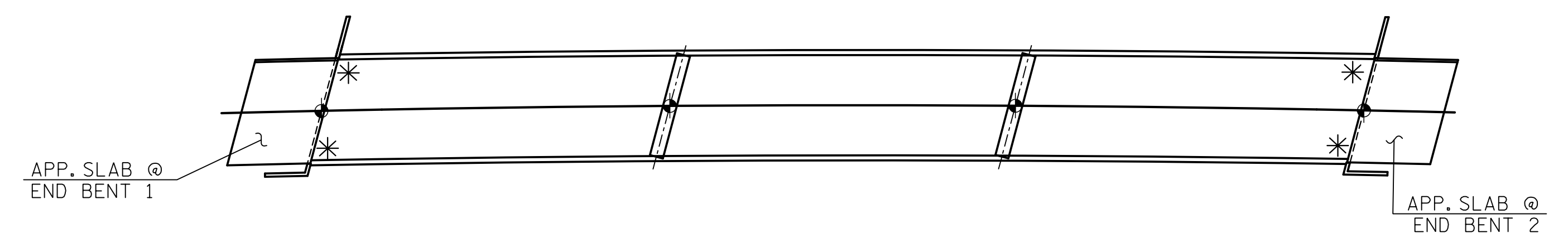
THE GUARDRAIL ANCHOR ASSEMBLY IS REQUIRED AT ALL POINTS WHERE APPROACH GUARDRAIL IS TO BE ATTACHED TO THE END OF THE PARAPET. FOR POINTS OF ATTACHMENT, SEE SKETCH.

AFTER INSTALLATION, THE EXPOSED THREAD OF THE BOLT SHALL BE BURRED WITH A SHARP POINTED TOOL.

THE COST OF THE GUARDRAIL ANCHOR ASSEMBLIES WITH BOLTS, NUTS AND WASHERS COMPLETE IN PLACE, SHALL BE INCLUDED IN THE VARIOUS PAY ITEMS.

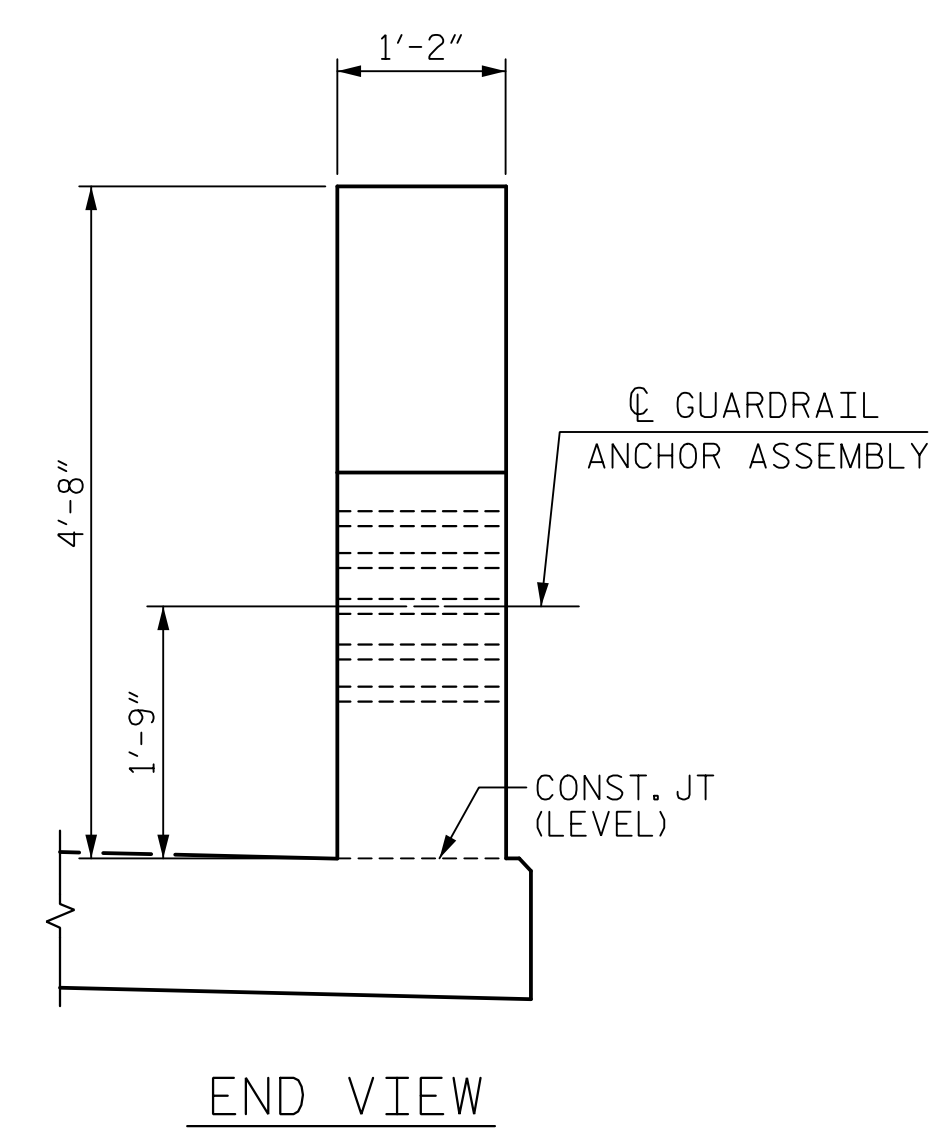
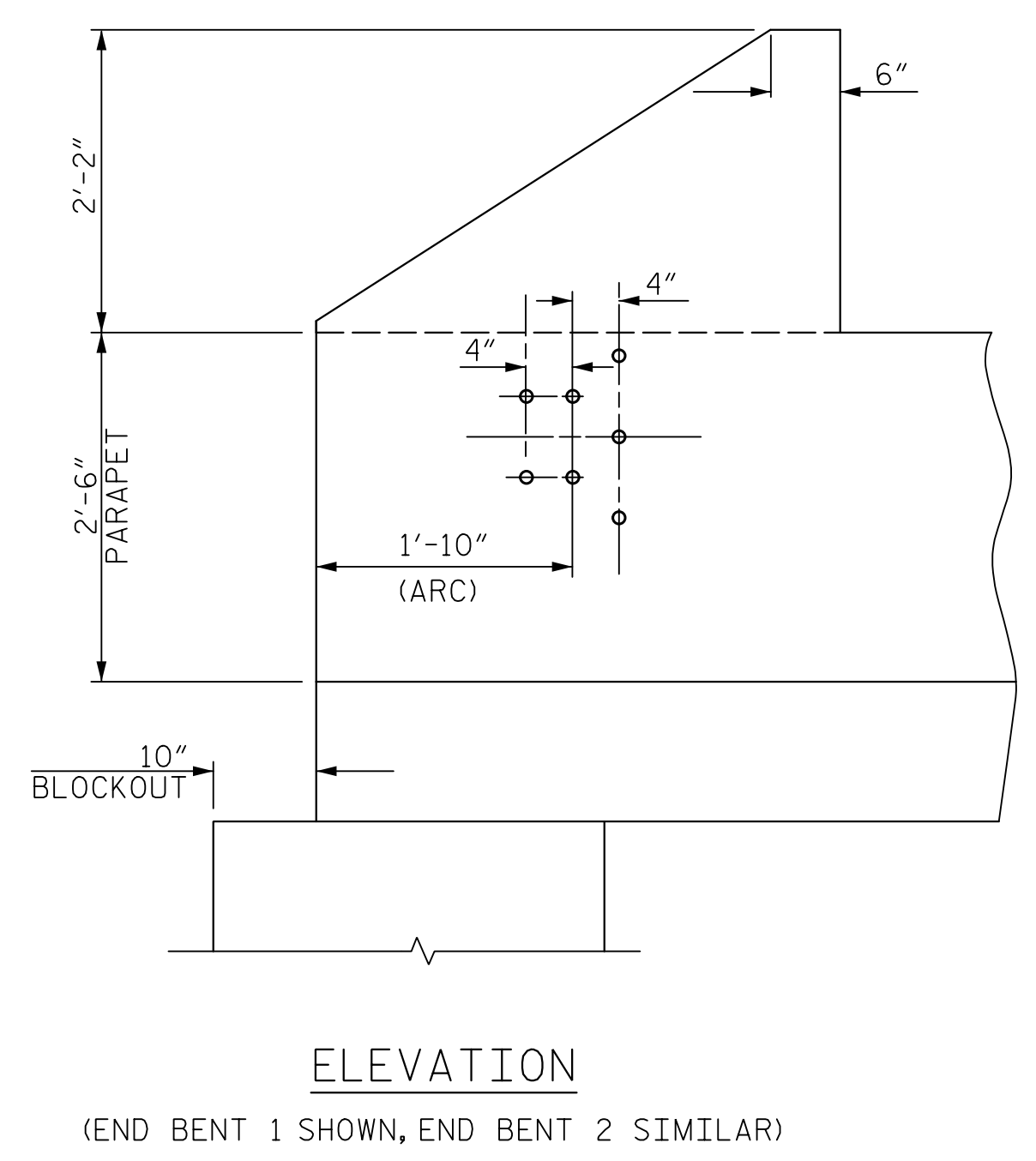
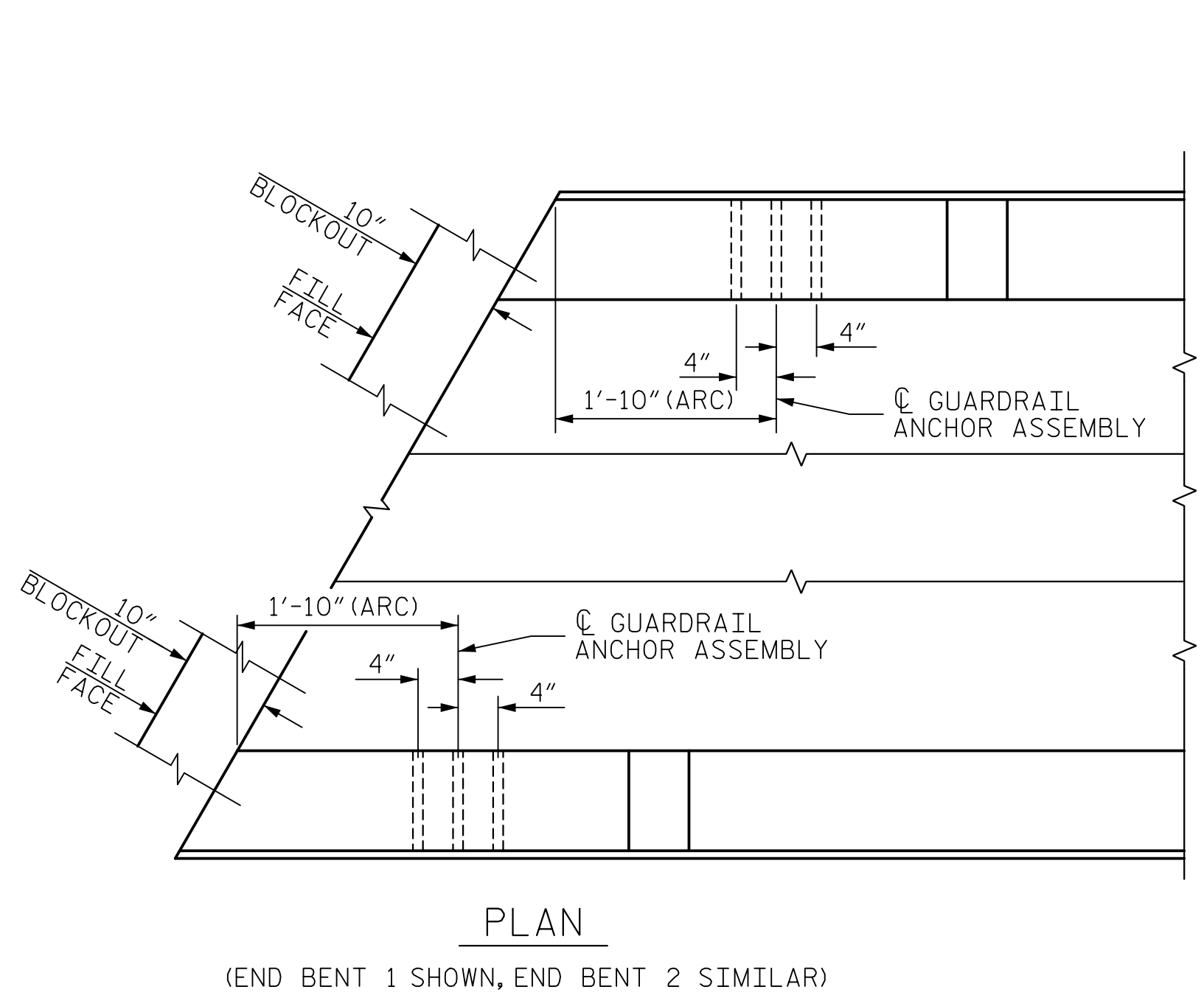
THE VERTICAL REINFORCING BARS MAY BE SHIFTED SLIGHTLY IN THE END POST TO CLEAR ASSEMBLY BOLTS.

THE 1 1/4" Ø HOLES SHALL BE FORMED OR DRILLED WITH A CORE BIT. IMPACT TOOLS WILL NOT BE PERMITTED. ANY CONCRETE DAMAGED BY THIS WORK SHALL BE REPAIRED TO THE SATISFACTION OF THE ENGINEER.



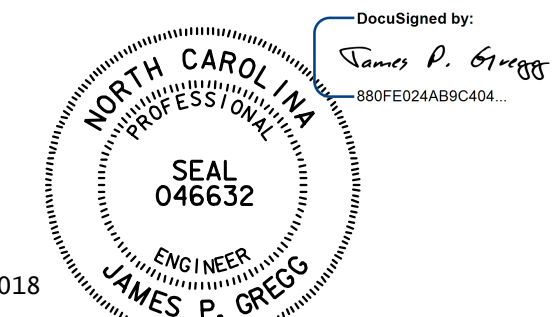
SKETCH SHOWING POINTS OF ATTACHMENT

* LOCATION OF GUARDRAIL ATTACHMENT
(4 REQUIRED)



LOCATION OF GUARDRAIL ANCHOR AT END POST

PROJECT NO. R-5021
BRUNSWICK COUNTY
 STATION: POC 390+15.00 -L-



STATE OF NORTH CAROLINA
 DEPARTMENT OF TRANSPORTATION
 RALEIGH
 STANDARD
 GUARDRAIL ANCHORAGE
 DETAILS
 FOR METAL RAILS
 RIGHT LANE

| | |
|----------------------|---------------------|
| ASSEMBLED BY : BN | DATE : 8/17 |
| CHECKED BY : BE | DATE : 9/17 |
| DRAWN BY : MAA 5/10 | REV. 12/5/11 MAA/GM |
| CHECKED BY : GM 5/10 | REV. 6/13 MAA/GM |
| | REV. 1/15 MAA/TMG |

| | | | |
|--------------------------------------|-------------|--|--|
| HNTB | | HNTB NORTH CAROLINA, P.C. NC License No. C-1554 343 E. Six Forks Rd., Suite 200, Raleigh, N.C. 27609 | |
| DRAWN BY : B. NEUPANE | DATE : 8/17 | DWG. NO. 24 | |
| CHECKED BY : B. EMAMI | DATE : 9/17 | | |
| DESIGN ENGINEER OF RECORD : J. GREGG | DATE : 8/18 | | |

| REVISIONS | | | | | SHEET NO. |
|-----------|----|------|-----|----|-----------|
| NO. | BY | DATE | NO. | BY | DATE |
| 1 | | | 3 | | |
| 2 | | | 4 | | |

TOTAL SHEETS: 39