DocuSign Envelope ID: B08EC441-702C-432F-A99C-BDA943651073

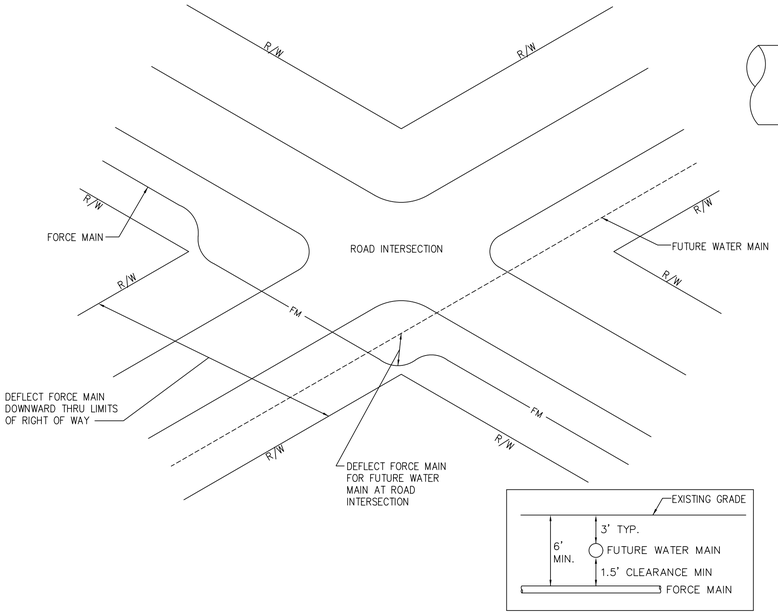

SEWER FORCE MAIN @ ROAD INTERSECTIONS
DETAIL S-14

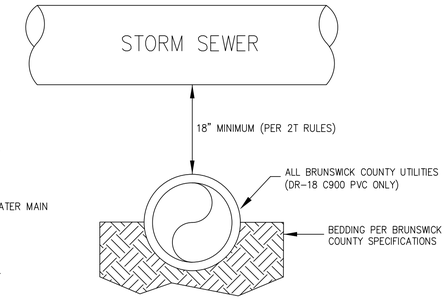

S-15A
STANDARD CONDITION

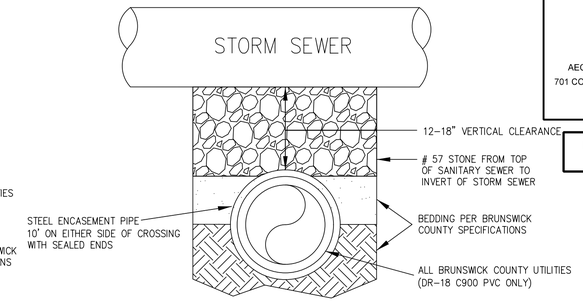

S-15B
12-18" VERTICAL CLEARANCE

GRAVITY SEWER CROSSING BELOW STORM SEWER
DETAIL S-15

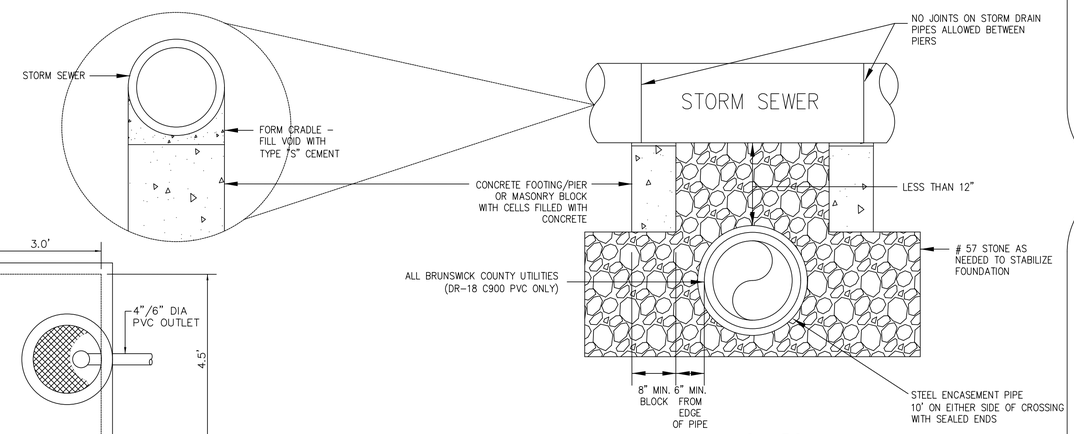

S-15C
LESS THAN 12" VERTICAL CLEARANCE

MINIMUM DESIGN & CONSTRUCTION STANDARDS FOR GREASE TRAP AND OIL/SAND SEPARATOR

A. GENERAL

1. USABLE LIQUID CAPACITY OF TANK MUST NOT BE LESS THAN 1000 GALLONS. FOR OIL/SAND SEPARATOR REFER TO SPECIFICATIONS FOR SIZING CALCULATIONS.
2. THE TANK LENGTH MUST BE AT LEAST TWO (2) BUT NOT MORE THAN THREE (3) TIMES THE WIDTH.
3. THE UNIFORM LIQUID DEPTH MUST NOT BE LESS THAN FOUR (4) FEET.
4. AT LEAST ONE (1) FOOT OF FREEBOARD MUST BE PROVIDED.
5. VIBRATION METHODS MUST BE EMPLOYED TO PREVENT VOIDS.
6. WALL AND BOTTOM THICKNESS SHALL BE AS REQUIRED FOR STRUCTURAL STABILITY, BUT NOT LESS THAN FOUR (4) INCHES IN THICKNESS.
7. INLET MUST ENTER TANK A MINIMUM OF THREE (3) INCHES ABOVE THE LIQUID LEVEL.
8. INLET TEE SHALL EXTEND SIXTEEN (16) INCHES BELOW LIQUID LEVEL.
9. OUTLET TEE SHALL EXTEND DOWN TO SIX (6) INCHES ABOVE THE BOTTOM OF THE GREASE TRAP.
10. ACCESS OPENINGS MUST BE LOCATED ABOVE INLET AND OUTLET DEVICES, AND LIDS SHALL BE EQUIPPED WITH LIFT RINGS.
11. TANKS LOCATED IN TRAFFIC AREAS MUST BE DESIGNED TO A HS-20 LOADING.

B. TYPE OF REINFORCEMENT

1. TANK WALLS AND BOTTOM – 6 X 6, 10 GAUGE WIRE MESH.
2. TANK LIDS (TOPS) – NUMBER 3 RODS, 6 INCHES ON CENTER EACH WAY, OR 6 X 6, 10 GAUGE WIRE MESH PLUS ONE NUMBER 3 ROD PER LINEAR FOOT OF TANK TOP.
3. ALL REINFORCING WIRE AND RODS SHOULD BE COVERED BY AT LEAST 1/2 INCH OF CONCRETE.

C. CONCRETE

1. STRENGTH – MIX SHOULD BE CALCULATED TO YIELD A MINIMUM 28 DAY COMPRESSIVE STRENGTH OF 4,000 PSI.
2. TYPES OF AGGREGATE
   A. SAND – FINE UP TO 1/4 INCH
   B. GRANITE DUST OR FINE SCREENINGS FROM CRUSHER OPERATION MAY BE USED IN LIEU OF SAND
   C. GRAVEL OR CRUSHED STONE – SHOULD NOT EXCEED 1/3 OF WALL THICKNESS, I.E., FOR 2 1/2 " WALL THICKNESS, AGGREGATE SHOULD NOT EXCEED A SIZE OF 3/4 "
3. PORTION AND QUALITY CONTROL – EVERY MANUFACTURER SHOULD HAVE PORTION CONTROL AND SUCH OTHER EQUIPMENT AND CAPABILITIES NECESSARY TO MAINTAIN CONSTANT MIX RATIOS AND SYSTEMATIC INSPECTION OF FINISHED PRODUCTS TO RULE OUT UNSUITABLE SPECIMENS.

D. TANK IDENTIFICATION

AN IDENTIFYING SEAL BEARING THE FOLLOWING ITEMS MUST BE CAST OR STAMPED INTO THE OUTLET END, WITHIN SIX (6) INCHES OF THE TOP:
1. MANUFACTURER
2. MANUFACTURER'S ADDRESS
3. LIQUID CAPACITY OF TANK
4. DESIGN LOADING

E. GUARANTEE

ALL TANKS MUST BE GUARANTEED IN WRITING FOR TWO (2) YEARS AGAINST FAILURE DUE TO POOR WORKMANSHIP AND MATERIALS OF THE MANUFACTURER.

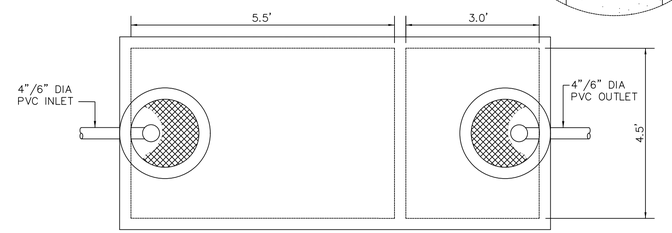

PLAN

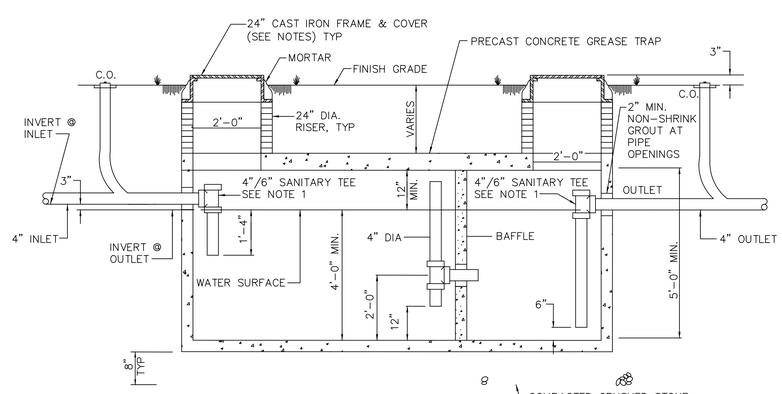

SECTION

NOTES:
1. SANITARY INLET AND OUTLET TEE SHALL BE 4" FOR GREASE TRAP AND 6" FOR OIL/SAND SEPARATOR.
2. MANHOLE RING & COVER SHALL BE GAS AND WATER TIGHT PROVIDING A 22" MINIMUM CLEAR OPENING.
3. CONCRETE GRADE RINGS SHALL BE UTILIZED TO BRING COVER TO FINISHED GRADE.
4. MINIMUM SIZE OF OIL/SAND/GREASE SEPARATORS IS 1000 GALLONS PER BRUNSWICK COUNTY POLICY. FACILITIES MAY REQUIRE LARGER TRAPS BASED ON USAGE. ENGINEER MUST SIZE AS REQUIRED.

1,000 GALLON OIL/SAND/GREASE SEPARATOR
DETAIL S-16

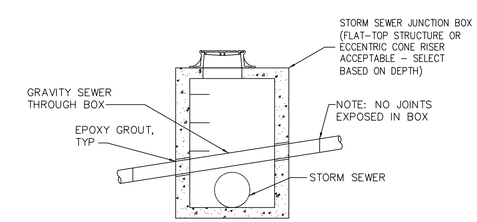

SECTION VIEW

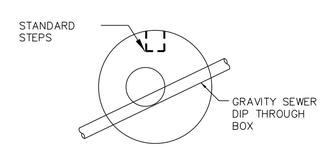

PLAN VIEW

INTERFERENCE SANITARY SEWER MANHOLE
GRAVITY SEWER THROUGH STORM SEWER
DETAIL S-17

Prepared In the Office of:
AECOM
AECOM TECHNICAL SERVICES OF NORTH CAROLINA, INC.
701 CORPORATE CENTER DRIVE, SUITE 475, RALEIGH, NC 27607
919-854-6200 919-854-6259 (fax)
F - 0342

DOCUMENT NOT CONSIDERED FINAL UNLESS ALL SIGNATURES COMPLETED

PROJECT REFERENCE NO.	SHEET NO.
R-5021	UC-3P

DESIGNED BY:
DRAWN BY:
CHECKED BY:
APPROVED BY:
REVISED:

NORTH CAROLINA DEPARTMENT OF TRANSPORTATION
UTILITIES ENGINEERING SEC.
PHONE:(919)707-6690
FAX:(919)250-4151

9/9/2021
NORTH CAROLINA PROFESSIONAL SEAL 10666 ENGINEER D. STEPHEN SCRUGGS
D. Stephen Scruggs
DocuSigned by: 98TA10CE3D5E477...

UTILITY CONSTRUCTION PLANS ONLY

UTILITY CONSTRUCTION

COUNTY OF BRUNSWICK

GENERAL SEWER DETAILS FOR BRUNSWICK COUNTY NORTH CAROLINA

Date: 07-09-12
Scale: NTS
Drawn By: JDM
Checked By: WLP

Revisions
1.1 - DATED 10/27/2015
Mod S-15
1.2 - DATED 1/23/2019
Mod S-15B, S-15C

DATE: 8/13/2021
TIME: 12:40:24 PM
DGN: P:\60428203\900_Work\915_Utility Construction\R-5021_UC_UC3P.dgn