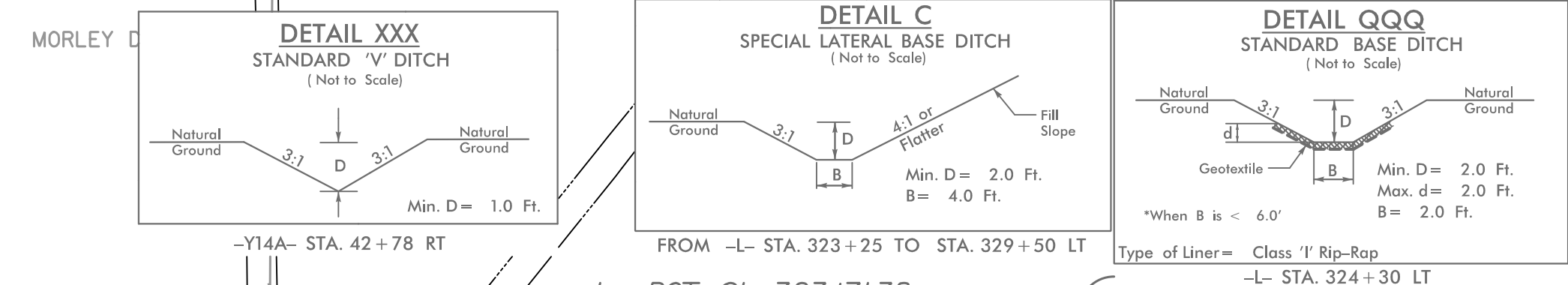
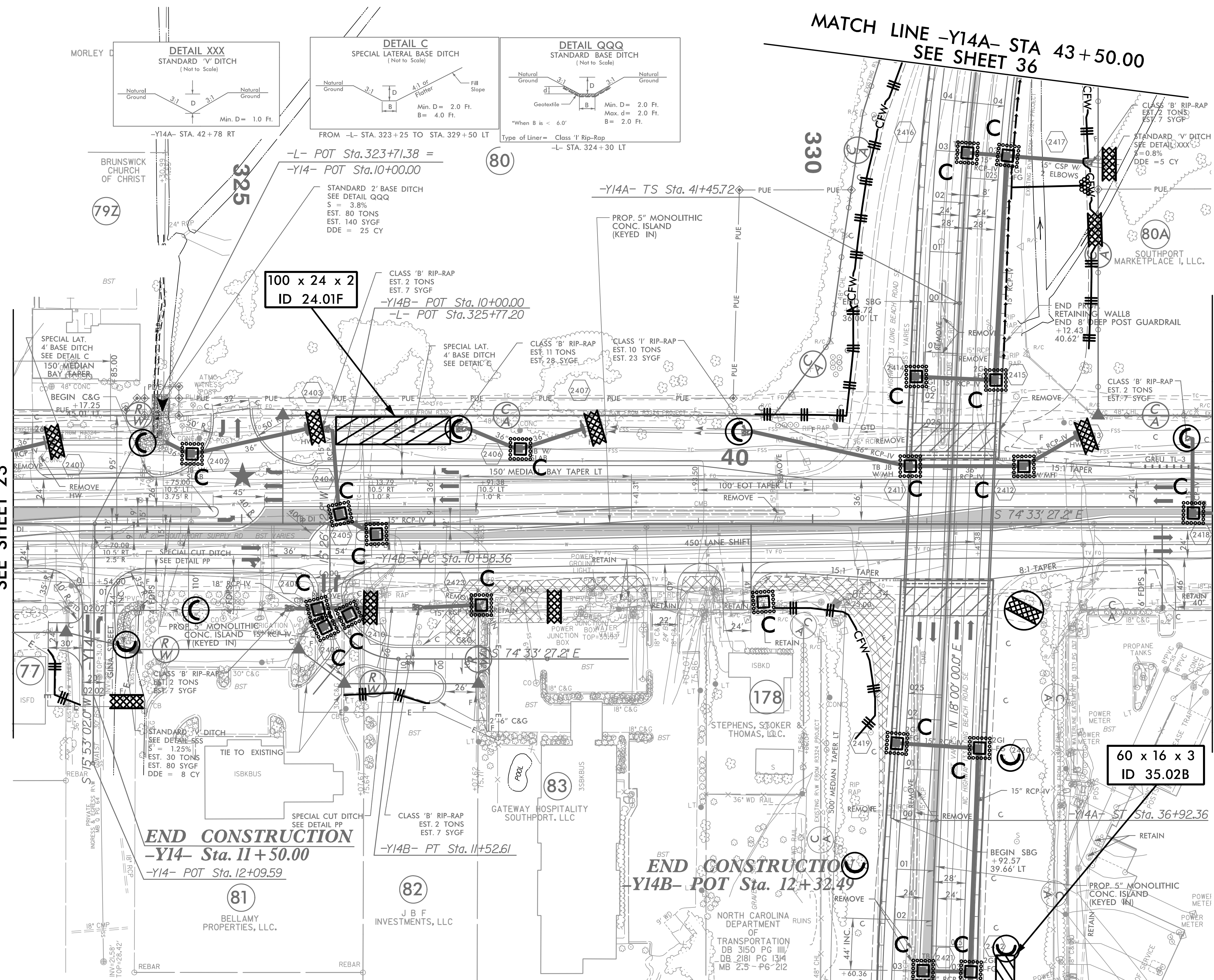


5/14/99


PROJECT REFERENCE NO.	SHEET NO.
R-5021	EC-61/CONST.24
RW SHEET NO.	
ROADWAY DESIGN ENGINEER	HYDRAULICS ENGINEER



MATCH LINE -L- STA 323 + 00.00  
SEE SHEET 23



MATCH LINE -Y14- STA 43 + 50.00  
SEE SHEET 36



★ PROPOSED TRAFFIC SIGNAL

Place Matting for Erosion Control  
on Slope as Work Allows.  
-Y14- Sta. 41+00 to Sta. 43+50 RT

NOTE: INSTALL FABRIC INSERT INLET PROTECTION DEVICE IN LIEU  
OF ROCK INLET SEDIMENT TRAP TYPE 'C' AS DIRECTED.

NOTE: UTILIZE COIR FIBER MATTING ADJACENT TO WETLANDS / JURISDICTIONAL  
AREAS, AND AS DIRECTED

MATCH LINE -L- STA 333 + 50.00  
SEE SHEET 24A

MATCH LINE -Y14- STA 35 + 50.00  
SEE SHEET 35

5/14/2021\_EC\_PSH24.dgn