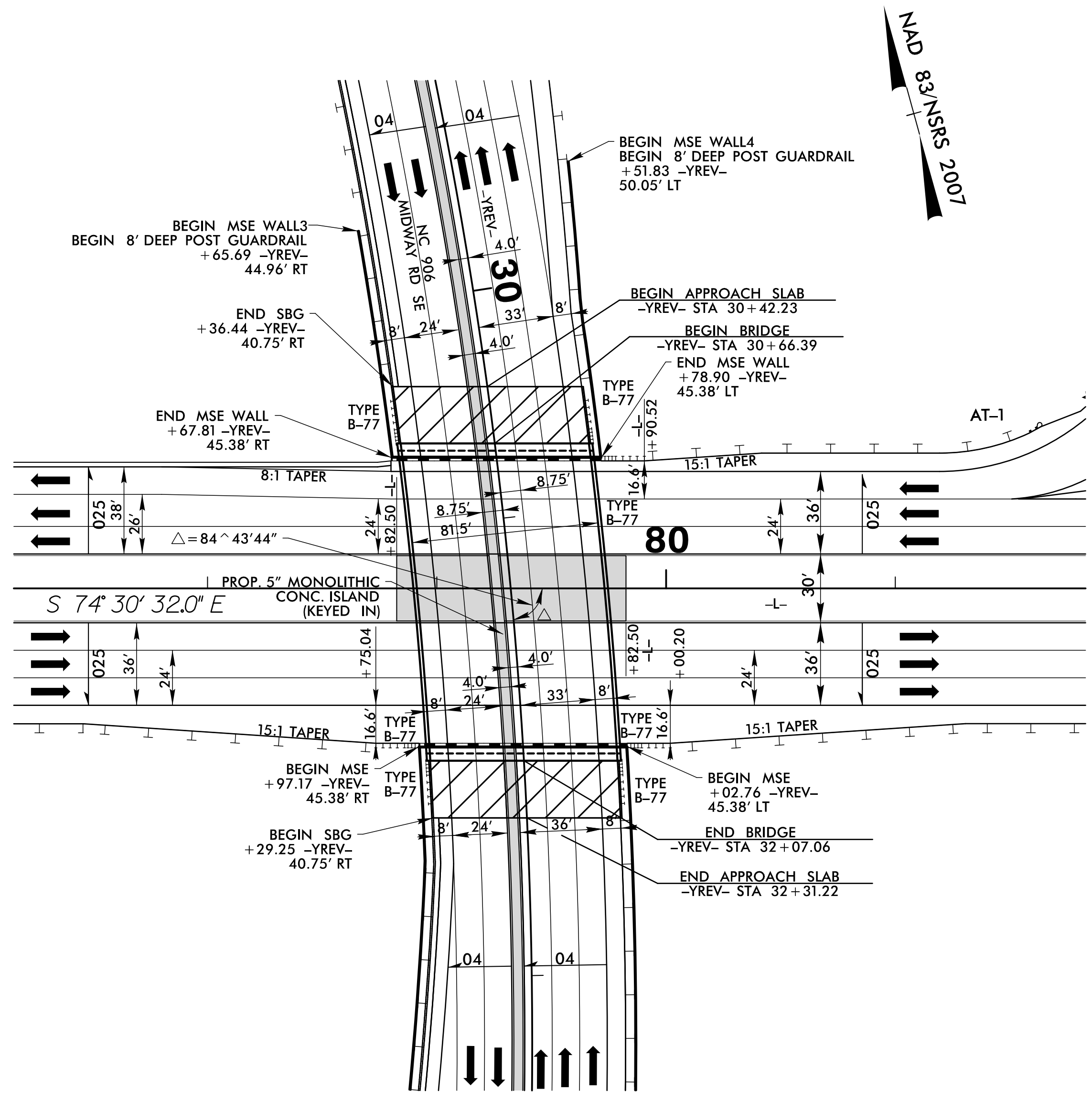
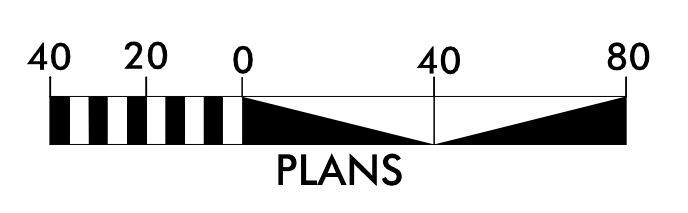


5/14/20

BRIDGE DETAIL AT INTERSECTION OF -L- AND -YREV-



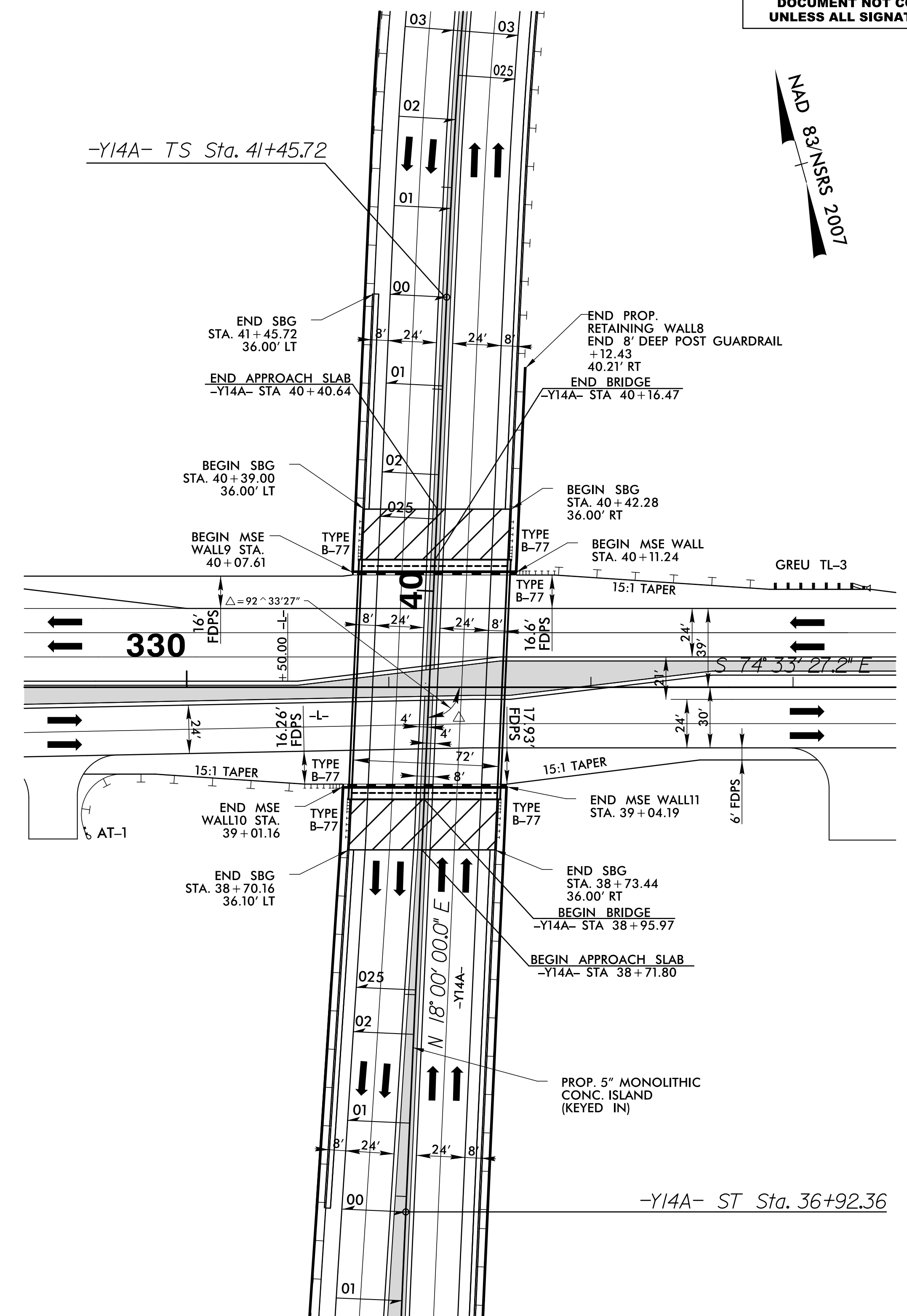
NAD 83 NSRS 2007



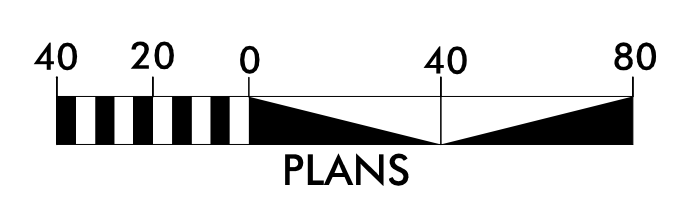
FOR -L- AND -YREV- ALIGNMENTS, SEE SHEET 6
 FOR -L- PROFILE, SEE SHEET 42
 FOR -YREV- PROFILE, SEE SHEET 55 AND 56
 FOR STRUCTURE PLANS, SEE SHEET S3-1 THRU S3-25
 FOR RETAINING WALL PLANS, SEE SHEETS W-3 THRU W-7

PROJECT REFERENCE NO.	SHEET NO.
R-5021	2B-5
RW SHEET NO.	
ROADWAY DESIGN ENGINEER	
DOCUMENT NOT CONSIDERED FINAL UNLESS ALL SIGNATURES COMPLETED	

BRIDGE DETAIL AT INTERSECTION OF -L- AND -Y14A-



NAD 83 NSRS 2007



FOR -L- AND -Y14A- ALIGNMENTS, SEE SHEET 24
 FOR -L- PROFILE, SEE SHEET 51
 FOR -Y14A- PROFILE, SEE SHEETS 63 AND 64
 FOR STRUCTURE PLANS, SEE SHEET S4-1 THRU S4-24
 FOR RETAINING WALL PLANS, SEE SHEETS W-8 THRU W-17

22-JUL-2021 09:55
\\regdway\p\o\NR-5021_r.dwg de\o\1_2B-5.dgn