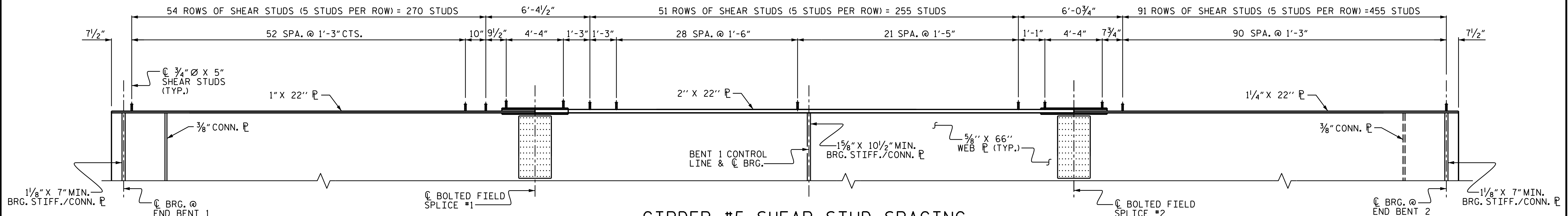


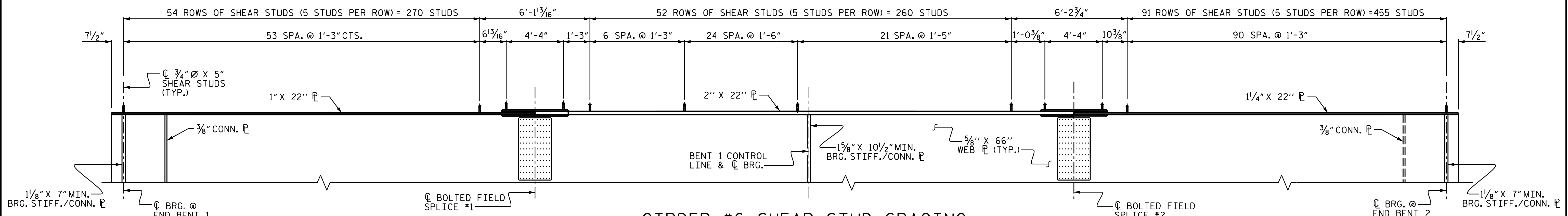
GIRDER #4 SHEAR STUD SPACING

FOR STUDS ON BOLTED FIELD SPLICE PLATE, SEE "BOLTED FIELD SPLICE DETAILS" SHEET 5 OR 6 OF 10.



GIRDER #5 SHEAR STUD SPACING

FOR STUDS ON BOLTED FIELD SPLICE PLATE, SEE "BOLTED FIELD SPLICE DETAILS" SHEET 5 OR 6 OF 10.



GIRDER #6 SHEAR STUD SPACING


FOR STUDS ON BOLTED FIELD SPLICE PLATE, SEE "BOLTED FIELD SPLICE DETAILS" SHEET 5 OR 6 OF 10.

PROJECT NO. R-2566BA

WATAUGA COUNTY

STATION: 164+30.00 -L-

SHEET 8 OF 10



STATE OF NORTH CAROLINA
 DEPARTMENT OF TRANSPORTATION
 RALEIGH
 SUPERSTRUCTURE
 STRUCTURAL STEEL
 DETAILS

DRAWN BY : S. B. WILLIAMS DATE : 4-19
 CHECKED BY : MGC DATE : 5-19
 DESIGN ENGINEER OF RECORD: RDE DATE : 9-21

DOCUMENT NOT CONSIDERED FINAL
 UNLESS ALL SIGNATURES COMPLETED
 TGS ENGINEERS
 706 HILLSBOROUGH STREET
 SUITE 200
 RALEIGH, NC 27603
 PH (919) 773-8887
 CORP. LICENSE NO.: C-0275

REVISIONS						SHEET NO.
NO.	BY:	DATE:	NO.	BY:	DATE:	S-24
1			3			TOTAL SHEETS 79
2			4			