

T.I.P.: BR-0035

CONTRACT:

**STATE OF NORTH CAROLINA
DEPARTMENT OF TRANSPORTATION**

**SIGNING AND PAVEMENT MARKING PLAN
MOORE COUNTY**

LOCATION: BRIDGE NO. 24 ON NC 22 OVER NICKS CREEK

PROJECT REFERENCE NO. BR - 0035	SHEET NO. SIGN - 1
APPROVED: DocuSigned by: F32AC5CAF965472	
DATE: 6/22/2020	
DOCUMENT NOT CONSIDERED FINAL UNLESS ALL SIGNATURES COMPLETED	

ROADWAY STANDARD DRAWING

THE FOLLOWING ROADWAY STANDARDS AS APPEAR IN "ROADWAY STANDARD DRAWINGS" - PROJECT SERVICES UNIT - N.C. DEPARTMENT OF TRANSPORTATION - RALEIGH, N.C., DATED JANUARY 2018 ARE APPLICABLE TO THIS PROJECT AND BY REFERENCE HEREBY ARE CONSIDERED A PART OF THESE PLANS:

STD. NO.	TITLE
904.10	ORIENTATION OF GROUND MOUNTED SIGNS
904.50	MOUNTING OF TYPE 'D', 'E' AND 'F' SIGNS ON 'U' CHANNEL POSTS
1205.01	PAVEMENT MARKINGS - LINE TYPES AND OFFSETS
1205.02	PAVEMENT MARKINGS - TWO-LANE AND MULTILANE ROADWAYS
1205.04	PAVEMENT MARKINGS - INTERSECTIONS
1261.01	GUARDRAIL AND BARRIER DELINEATORS - INSTALLATION SPACING
1261.02	GUARDRAIL AND BARRIER DELINEATORS - TYPES AND MOUNTING
1262.01	GUARDRAIL END DELINEATION

SUMMARY OF QUANTITIES

ITEM NO.		ITEM DESCRIPTION	QUANTITY	UNIT
DESC. NO.	SECT. NO.			
4026000000	902	DEPARTMENT FURNISHED, TYPE E SIGN	33	S.F.
4072000000	903	SUPPORTS, 3 LB STEEL U-CHANNEL	56	L.F.
4102000000	904	SIGN ERECTION, TYPE E	4	EA.
4155000000	907	DISPOSAL OF SIGN SYSTEM, U-CHANNEL	4	EA.
4685000000	1205	THERMOPLASTIC PAVEMENT MARKING LINES (4", 90 MILS)	6880	L.F.

GENERAL NOTES

SIGNING NOTES

- . SIGNS FURNISHED BY STATE
- . CONFIRM IN WRITING AT LEAST 4 MONTHS IN ADVANCE, THE ACTUAL DATE THE DEPARTMENT FURNISHED SIGNS WILL BE REQUIRED.
- . IF REMOVAL OR RELOCATION OF SIGNS ON PRIVATE STREET (NON-STATE MAINTAINED) IS REQUIRED DUE TO CONSTRUCTION, THE CONTRACTOR SHALL INFORM THE ENGINEER. THE WORK WILL BE COMPLETED BY OTHERS.
- . WHEN NOT STATIONED OR DIMENSIONED ON PLANS, ALL 'E' AND 'F' SIGNS SHALL BE FIELD LOCATED BY THE ENGINEER
- . ALL EXISTING SIGNS ON "U" CHANNEL POST WITHIN THE PROJECT LIMITS SHALL BE REMOVED AND DISPOSED OF UNLESS OTHERWISE NOTED ON PLANS.
- . WHEN EXISTING SIGNS ARE REMOVED AND INSTALLED ON NEW SUPPORTS, THE RE-ERECTION SHALL IMMEDIATELY FOLLOW THE REMOVAL.
- . THE BACKGROUND FOR TYPE E & F SIGNS SHALL BE TYPE C REFLECTIVE SHEETING.
- . SEE ROADWAY PLANS FOR GUARD/GUIDE RAIL DETAILS.

PAVEMENT MARKING NOTES

THE FOLLOWING GENERAL NOTES APPLY AT ALL TIMES FOR THE DURATION OF THE CONSTRUCTION PROJECT, EXCEPT WHEN OTHERWISE NOTED IN THE PLAN, OR DIRECTED BY THE ENGINEER.


- A) INSTALL PAVEMENT MARKINGS AND PAVEMENT MARKERS ON THE FINAL SURFACE AS FOLLOWS:
- | ROAD NAME | MARKING | MARKER |
|-----------|---------------|--------|
| NC-22 | THERMOPLASTIC | NONE |
- B) PLACE TWO APPLICATIONS OF PAINT PAVEMENT MARKINGS ON THE FINAL WEARING SURFACE. PLACE THE SECOND APPLICATION OF PAINT UPON SUFFICIENT DRYING TIME OF THE FIRST.
- C) TIE PROPOSED PAVEMENT MARKING LINES TO EXISTING PAVEMENT MARKING LINES.
- D) REMOVE/REPLACE ANY CONFLICTING/DAMAGED PAVEMENT MARKINGS AND MARKERS.
- E) PASSING ZONES WILL BE DETERMINED IN THE FIELD AND MUST BE APPROVED BY THE ENGINEER.

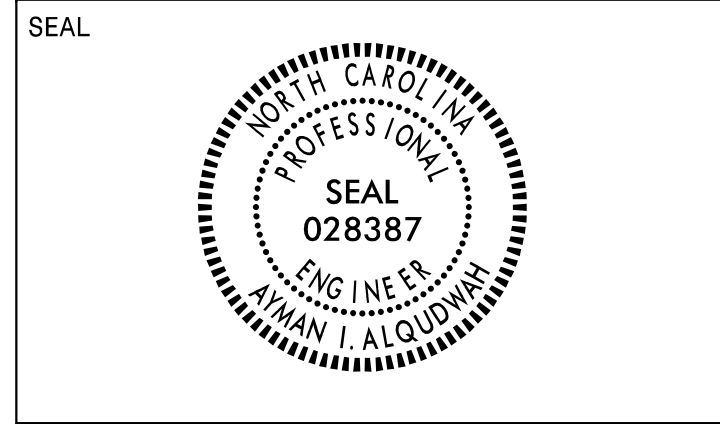
INDEX

SHEET NO.	DESCRIPTION
SIGN-1	TITLE SHEET
SIGN-2	TYPE 'E' SIGNS
SIGN-3	SIGNING AND PAVEMENT MARKING DETAIL

PLAN PREPARED BY: N.C.D.O.T. SIGNING AND DELINEATION UNIT

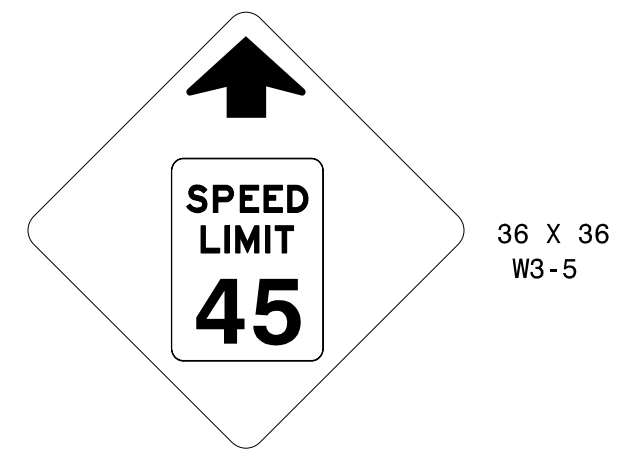
A. ALQUDWAH SIGNING & DELINEATION REGIONAL ENGINEER
A. SCOTT SIGNING & DELINEATION PROJECT DESIGN ENGINEER





**DOCUMENT NOT CONSIDERED FINAL
 UNLESS ALL SIGNATURES COMPLETED**

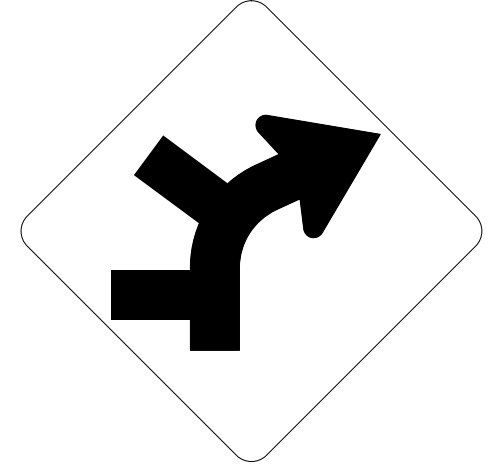
401 QUANTITY REQ'D 1



36 X 36
W3-5

ONE "U" POST PER SIGN


402 QUANTITY REQ'D 1



36 X 36
W1-10R

ONE "U" POST PER SIGN


403 QUANTITY REQ'D 1



30 X 36
R2-1

ONE "U" POST PER SIGN

404 QUANTITY REQ'D 1

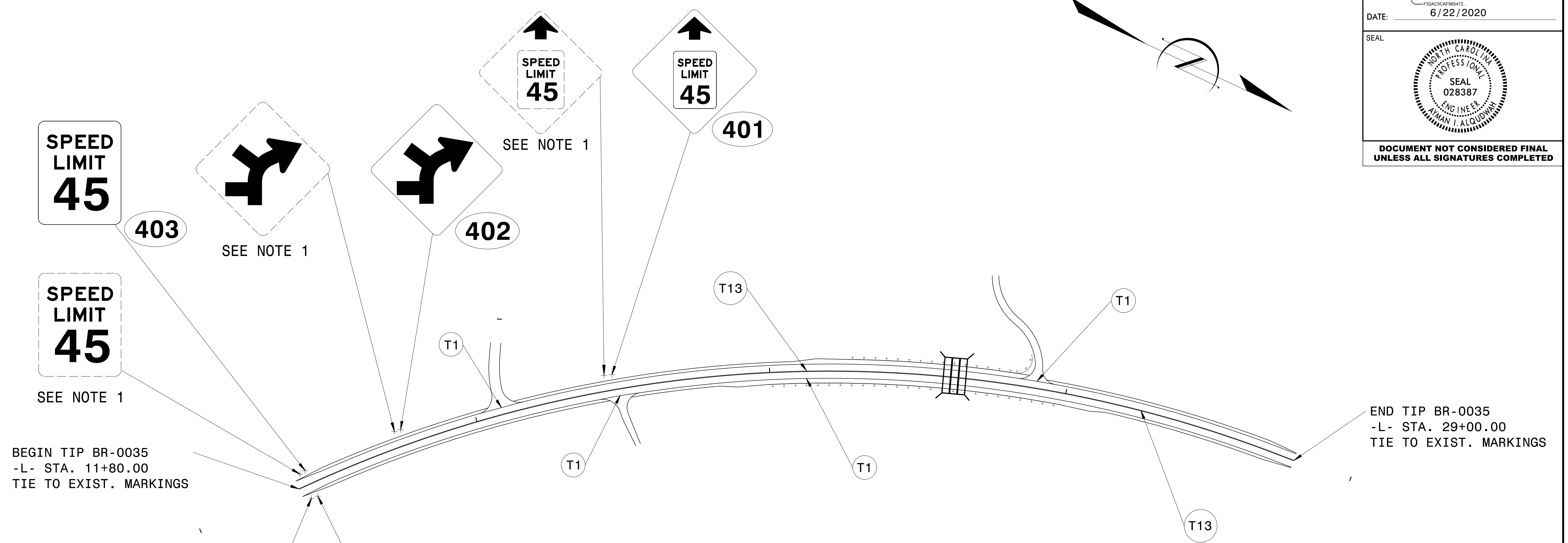


30 X 36
R2-1

ONE "U" POST PER SIGN

TYPE "E" SIGNS

TIP NO.	SHEET NO.
BR-0035	SIGN-3
APPROVED: <i>Ayman Alqudwah</i>	
DATE: 6/22/2020	
SEAL	
DOCUMENT NOT CONSIDERED FINAL UNLESS ALL SIGNATURES COMPLETED	



SIGNING PROJECT NOTES	
1.	DISPOSAL OF SIGN SYSTEM, U-CHANNEL

PAVEMENT MARKING SCHEDULE	
SYMBOL	DESCRIPTION
T1	WHITE EDGELINE (4", 90 MIL)
T13	YELLOW DOUBLE CENTER (4", 90 MIL)

SIGNING AND PAVEMENT MARKING DETAIL

06/22/20 S:\S&DU\Eastern\Andrew\SpecialProjects\BR-0035\Signing and Pavement Marking Plans Idgn User\osco118