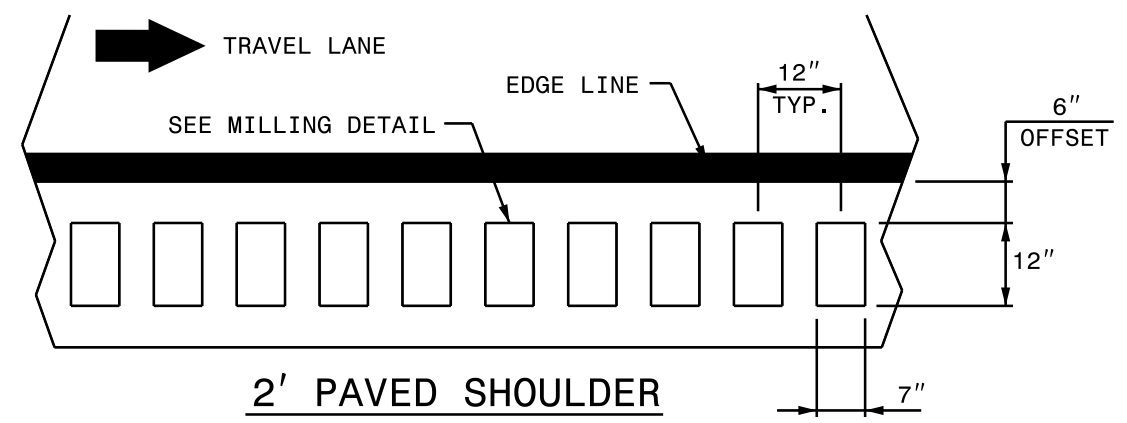
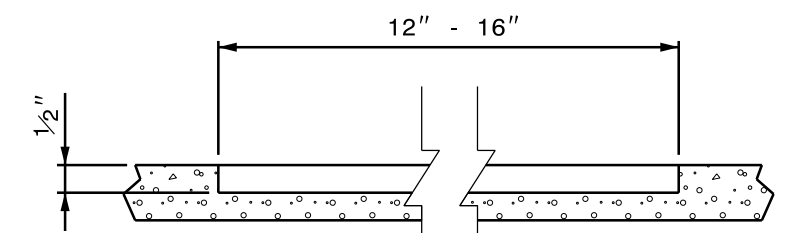
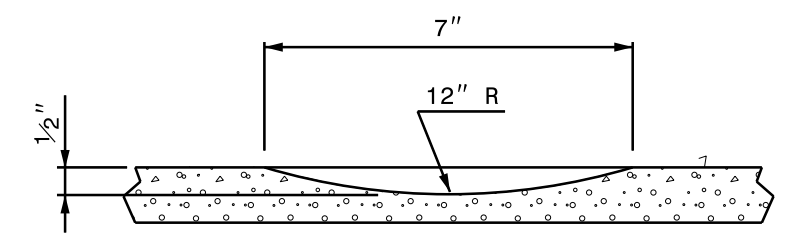


NOTES:

- 1) THERE WILL BE NO CENTERLINE RUMBLE STRIPS OR RUMBLE STRIPES ON 3-LANE SECTIONS.
- 2) USING A VACUUM, REMOVE ALL DEBRIS FROM THE MILLINGS JUST PRIOR TO PLACING ANY PAVEMENT MARKINGS. NO ADDITIONAL PAYMENT WILL BE MADE FOR USE OF A VACUUM TRUCK AS IT WILL BE INCIDENTAL TO MILLED RUMBLE STRIPS.
- 3) NEW SNOWPLOWABLE MARKERS SHALL BE PLACED AS DIRECTED BY THE ENGINEER.

MILLING DETAIL



**MILLED RUMBLE STRIPS**

SCALE:	NONE
DATE:	09-20
DWG. BY:	DDC
DESIGN BY:	DDC
REVIEWED BY:	GSD



REVISIONS	

04-OCT-2021 15:28  
 C:\User\cmerrett\Desktop\RumbleStripDetail.dgn  
 merlett AT DIV-3036051