

PHASING DIAGRAM

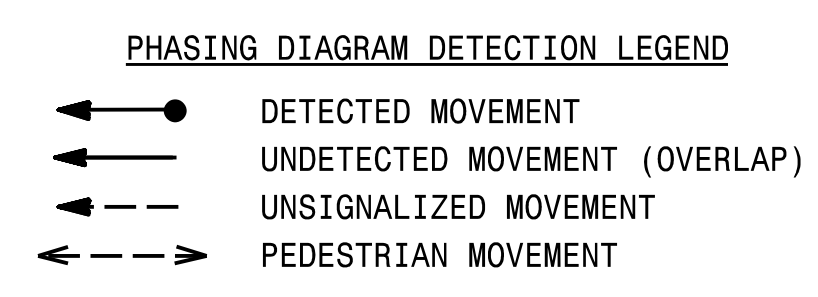
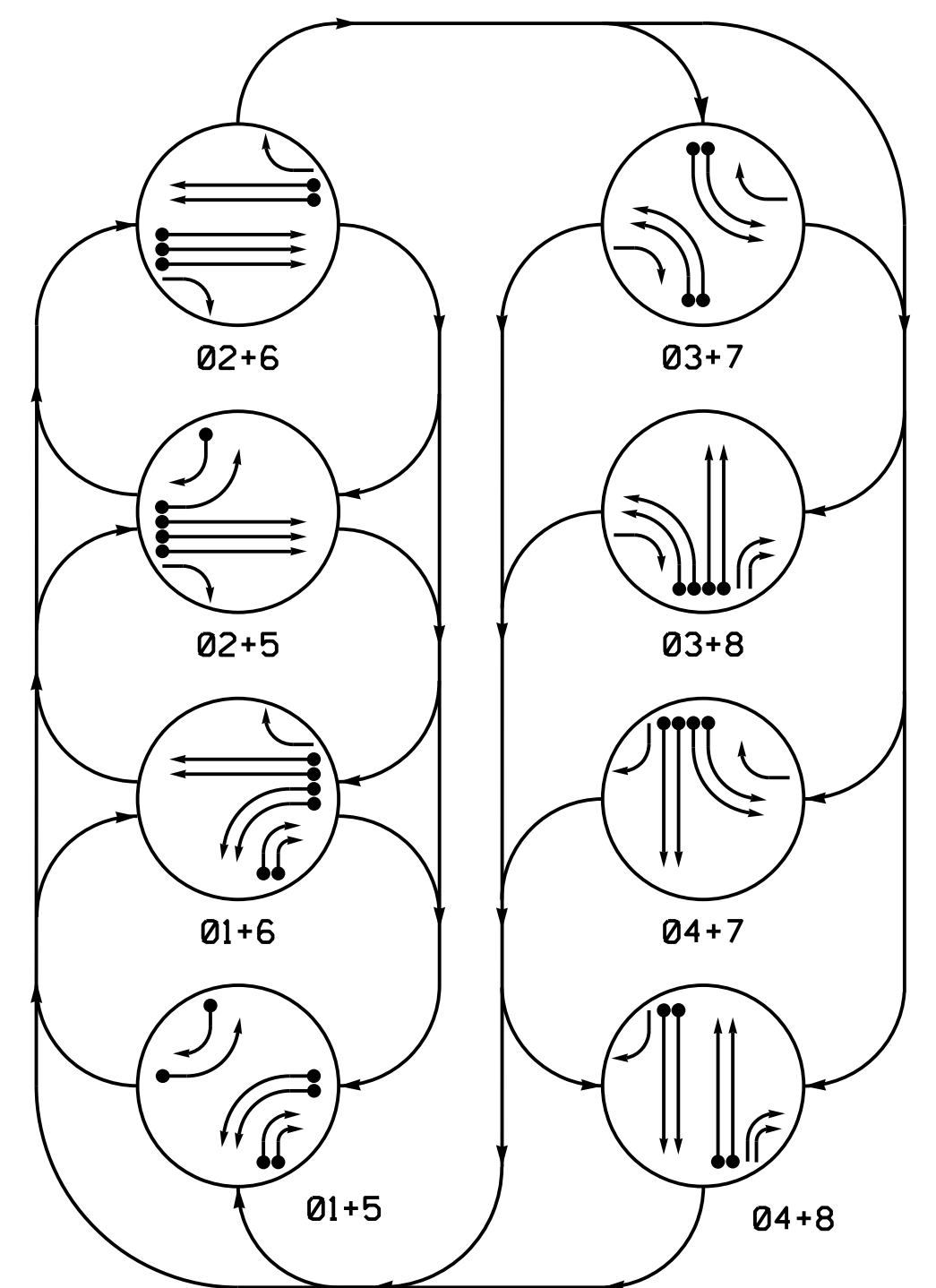
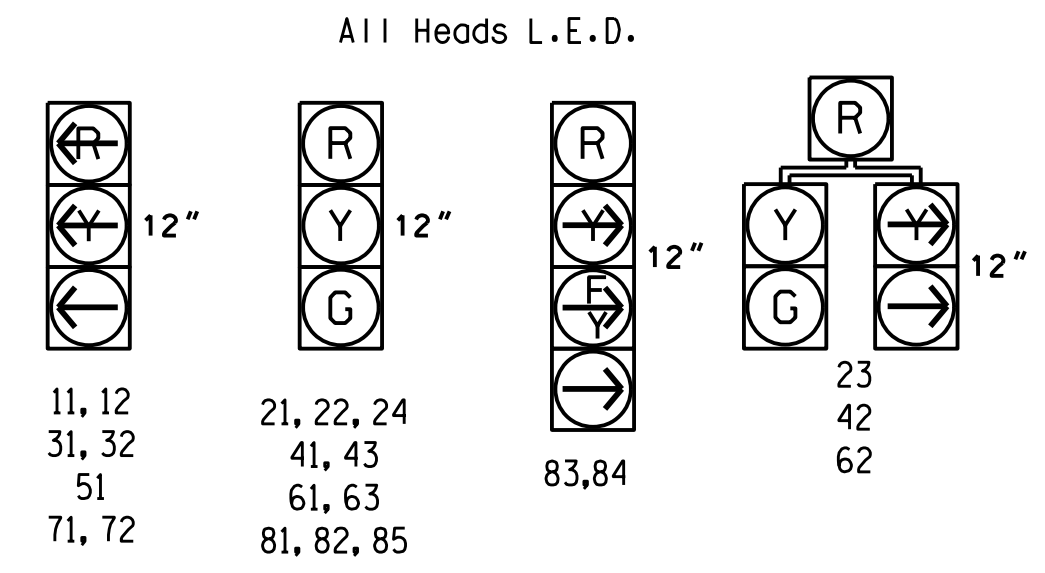


TABLE OF OPERATION

SIGNAL FACE	PHASE								F L T S H
	01+5	01+6	02+5	02+6	03+7	03+8	04+7	04+8	
11, 12	—	—	—	—	—	—	—	—	—
21, 22, 24	R	R	G	G	R	R	R	R	Y
23	R	R	G	G	R	R	R	R	Y
31, 32	—	—	—	—	—	—	—	—	—
41, 43	R	R	R	R	R	R	G	G	R
42	R	R	R	R	R	R	G	G	R
51	—	—	—	—	—	—	—	—	—
61, 63	R	G	R	G	R	R	R	R	Y
62	R	G	R	G	R	R	R	R	Y
71, 72	R	R	R	R	R	R	R	R	Y
81, 82, 85	R	R	R	R	R	G	R	G	R
83, 84	—	—	R	R	R	R	R	R	Y

SIGNAL FACE I.D.



ASC/3 DETECTOR INSTALLATION CHART

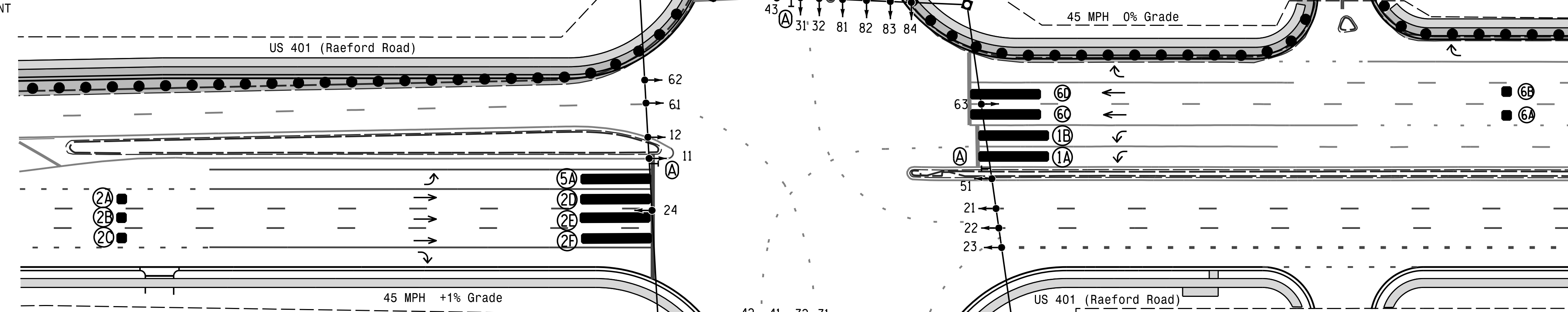
LOOP	SIZE (FT)	DISTANCE FROM STOPBAR (FT)	TURNS	NEW LOOP	PROGRAMMING							
					PHASE	CALLING	EXTEND TIME	DELAY TIME	USE ADDED INITIAL	TYPE	SYSTEM LOOP	NEW CARD
1A	6X40	0	*	-	1	Yes	-	-	-	S	-	X
1B	6X40	0	*	-	1	Yes	-	-	-	S	-	X
1C	6X40	0	*	-	1	Yes	-	15	-	S	-	X
1D	6X40	0	*	-	1	Yes	-	15	-	S	-	X
2A	6X6	300	*	-	2	Yes	-	-	-	N	-	X
2B	6X6	300	*	-	2	Yes	-	-	-	N	-	X
2C	6X6	300	*	-	2	Yes	-	-	-	N	-	X
2D	6X40	0	*	-	2	Yes	2.0	5	-	G	-	X
2E	6X40	0	*	-	2	Yes	2.0	5	-	G	-	X
2F	6X40	0	*	-	2	Yes	2.0	5	-	G	-	X
3A	6X40	0	*	-	3	Yes	-	-	-	S	-	X
3B	6X40	0	*	-	3	Yes	-	-	-	S	-	X
4A	6X6	250	*	-	4	No	-	-	-	N	-	X
4B	6X6	250	*	-	4	No	-	-	-	N	-	X
4C	6X40	0	*	-	4	Yes	2.0	5	-	G	-	X
4D	6X40	0	*	-	4	Yes	2.0	5	-	G	-	X
5A	6X40	0	*	-	5	Yes	-	-	-	S	-	X
5B	6X40	0	*	-	5	Yes	-	15	-	S	-	X
6A	6X6	300	*	-	6	Yes	-	-	-	N	-	X
6B	6X6	300	*	-	6	Yes	-	-	-	N	-	X
6C	6X40	0	*	-	6	Yes	2.0	5	-	G	-	X
6D	6X40	0	*	-	6	Yes	2.0	5	-	G	-	X
7A	6X40	0	*	-	7	Yes	-	-	-	S	-	X
7B	6X40	0	*	-	7	Yes	-	-	-	S	-	X

* Video Detection Area. Camera locations should be confirmed in the field by the contractor in order to provide detection of the areas indicated.

8 Phase Fully Actuated Fayetteville Signal System

NOTES

- Refer to "Roadway Standard Drawings NCDOT" dated January 2018 and "Standard Specifications for Roads and Structures" dated January 2018.
- Do not program signal for late night flashing operation unless otherwise directed by the Engineer.
- Phase 1 and/or phase 5 may be lagged.
- Phase 3 and/or phase 7 may be lagged.
- Reposition existing signal heads numbered #21, 22, 23, 51, and sign A.
- Set all detector units to presence mode.
- Maximum times shown in timing chart are for free-run operation only. Coordinated signal system timing values supersede these values.



ASC/3 TIMING CHART

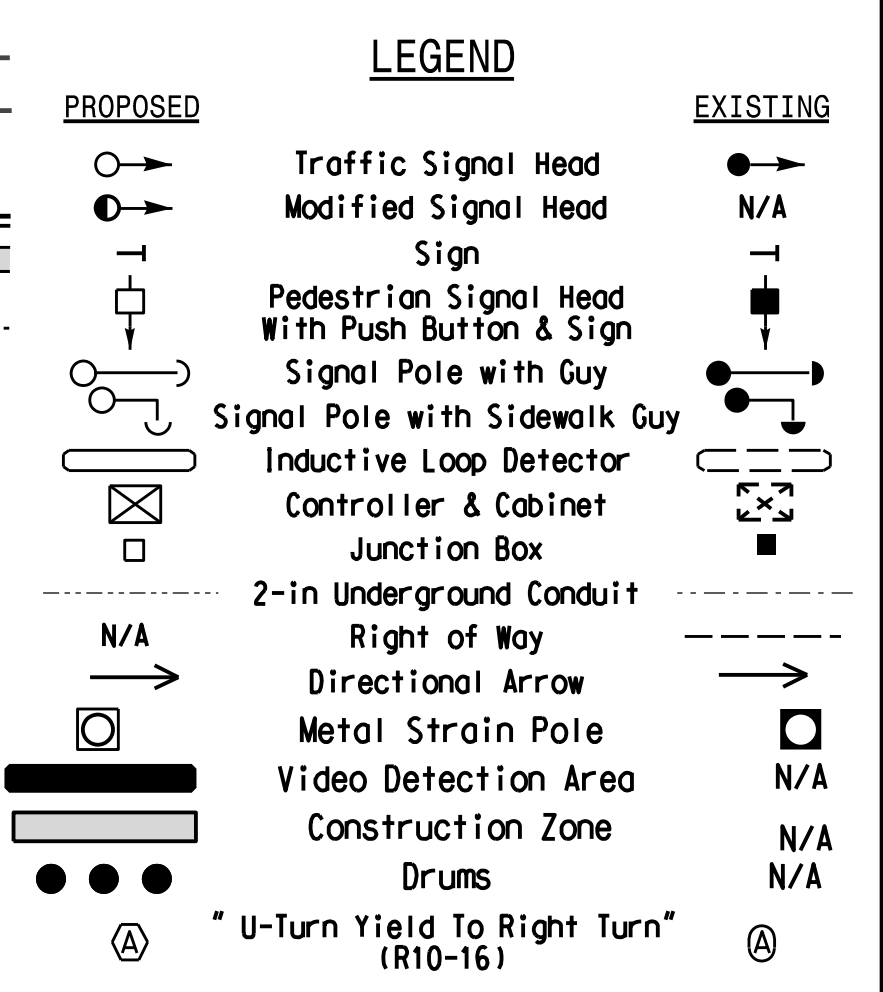
FEATURE	PHASE							
	1	2	3	4	5	6	7	8
Min Green *	7	12	7	7	7	12	7	7
Walk *	-	-	-	-	-	-	-	-
Ped Clear	-	-	-	-	-	-	-	-
Veh. Extension *	2.0	6.0	2.0	6.0	2.0	6.0	2.0	6.0
Max 1 *	20	60	30	40	20	60	30	40
Yellow	3.0	4.4	3.0	4.2	3.0	4.5	3.0	4.5
Red Clear	4.2	2.4	4.2	2.7	3.7	2.2	4.3	2.2
Red Revert	-	-	-	-	-	-	-	-
Actuations B4 Add *	-	-	-	-	-	-	-	-
Seconds / Actuation *	-	-	-	-	-	-	-	-
Max Initial *	-	-	-	-	-	-	-	-
Time Before Reduction *	-	15	-	5	-	15	-	5
Time To Reduce *	-	30	-	20	-	30	-	20
Minimum Gap	-	3.0	-	3.0	-	3.0	-	3.0
Locking Detector	-	-	-	-	-	-	-	-
Recall Position	-	VEH. RECALL	-	-	-	VEH. RECALL	-	-
Dual Entry	-	-	-	-	-	-	-	-
Simultaneous Gap	X	X	X	X	X	X	X	X

* These values may be field adjusted. Do not adjust Min Green and Extension times for phases 2 and 6 lower than what is shown. Min Green for all other phases should not be lower than 4 seconds.

ASC/3 DETECTOR INSTALLATION CHART

LOOP	SIZE (FT)	DISTANCE FROM STOPBAR (FT)	TURNS	NEW LOOP	PROGRAMMING							
					PHASE	CALLING	EXTEND TIME	DELAY TIME	USE ADDED INITIAL	TYPE	SYSTEM LOOP	NEW CARD
8A	6X6	300	*	-	8	No	-	-	-	N	-	X
8B	6X6	300	*	-	8	No	-	-	-	N	-	X
8C	6X40	0	*	-	8	Yes	2.0	5	-	G	-	X
8D	6X40	0	*	-	8	Yes	2.0	5	-	G	-	X

* Video Detection Area. Camera locations should be confirmed in the field by the contractor in order to provide detection of the areas indicated.



Signal Upgrade Temporary Signal Design 2 - TMP Phase II

Stantec
 Stantec Consulting Services Inc.
 801 Jones Franklin Road-Suite 300
 Raleigh, NC 27606
 Tel. (919) 851-6866
 Fax. (919) 851-7024
 www.stantec.com
 License No. F-0672

Prepared for the Offices of:

 K. Williams
 750 N. Greenfield Pkwy, Garner, NC 27525

US 401 (Raeford Road) at NC 162 (Bunce Road) / SR 1411 (Bunce Road)
 Division 6 Cumberland County Fayetteville
 PLAN DATE: June 2019 REVIEWED BY: E D Harris
 PREPARED BY: K Williams REVIEWED BY: B L Watson

Professional Engineer Seal
 NORTH CAROLINA PROFESSIONAL ENGINEER
 SEAL 29449
 KETSY L. WATSON
 Date: 6/5/2019
 Signature: Ketsy L. Watson
 Date: 6/5/2019
 SIG. INVENTORY NO. 06-027412

DOCUMENT NOT CONSIDERED FINAL UNLESS ALL SIGNATURES COMPLETED

6/5/2019 10:45 AM
 U:\Projects\4405A\Sigs\4405A_Sig.dsn, 05-027412.dgn
 User: jhambr, rph