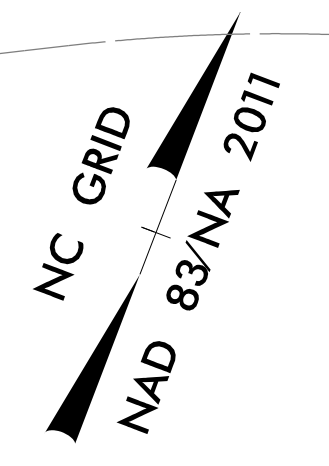
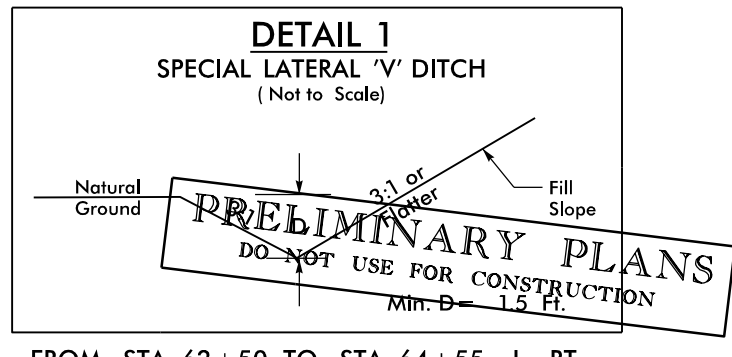


PROJECT REFERENCE NO.		SHEET NO.	
U-4405A		EC-23/CONST.08	
RW SHEET NO.			
ROADWAY DESIGN ENGINEER		HYDRAULICS ENGINEER	

NOTES: ANY DEVIATION FROM OPTIONS GIVEN WILL REQUIRE PRIOR APPROVAL BY ENGINEER.

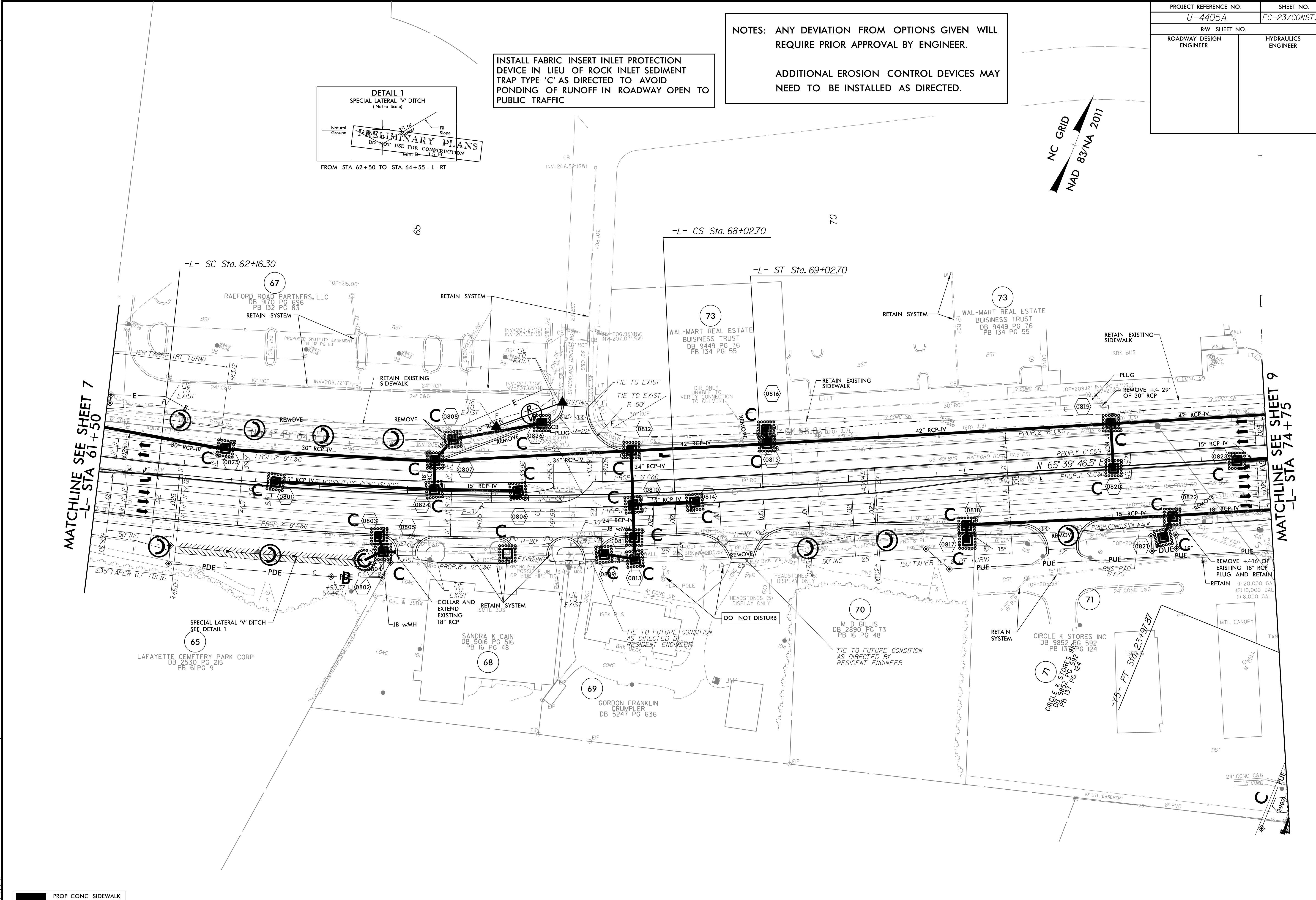
ADDITIONAL EROSION CONTROL DEVICES MAY NEED TO BE INSTALLED AS DIRECTED.

INSTALL FABRIC INSERT INLET PROTECTION DEVICE IN LIEU OF ROCK INLET SEDIMENT TRAP TYPE 'C' AS DIRECTED TO AVOID PONDING OF RUNOFF IN ROADWAY OPEN TO PUBLIC TRAFFIC



MATCHLINE SEE SHEET 7
-L- STA 61+50

MATCHLINE SEE SHEET 9
-L- STA 74+75



REVISIONS

PROP CONC SIDEWALK

** A DESIGN EXCEPTION FOR LANE WIDTH IS REQUIRED FOR -L- STA. 38+95.00 TO -L- 319+95.00

NOTE: SEE SHEET 34 & 35 FOR -L- PROFILE

8/17/99
7/6/2021
U:\4405\REV\EC_psh_08_Final.dgn