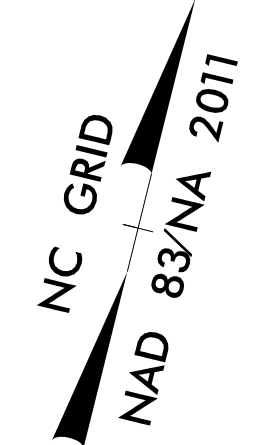
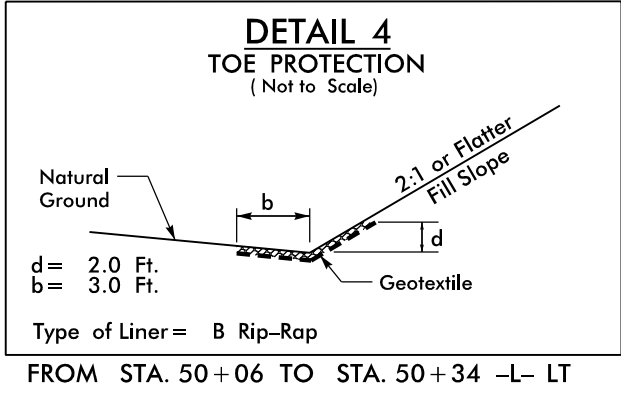


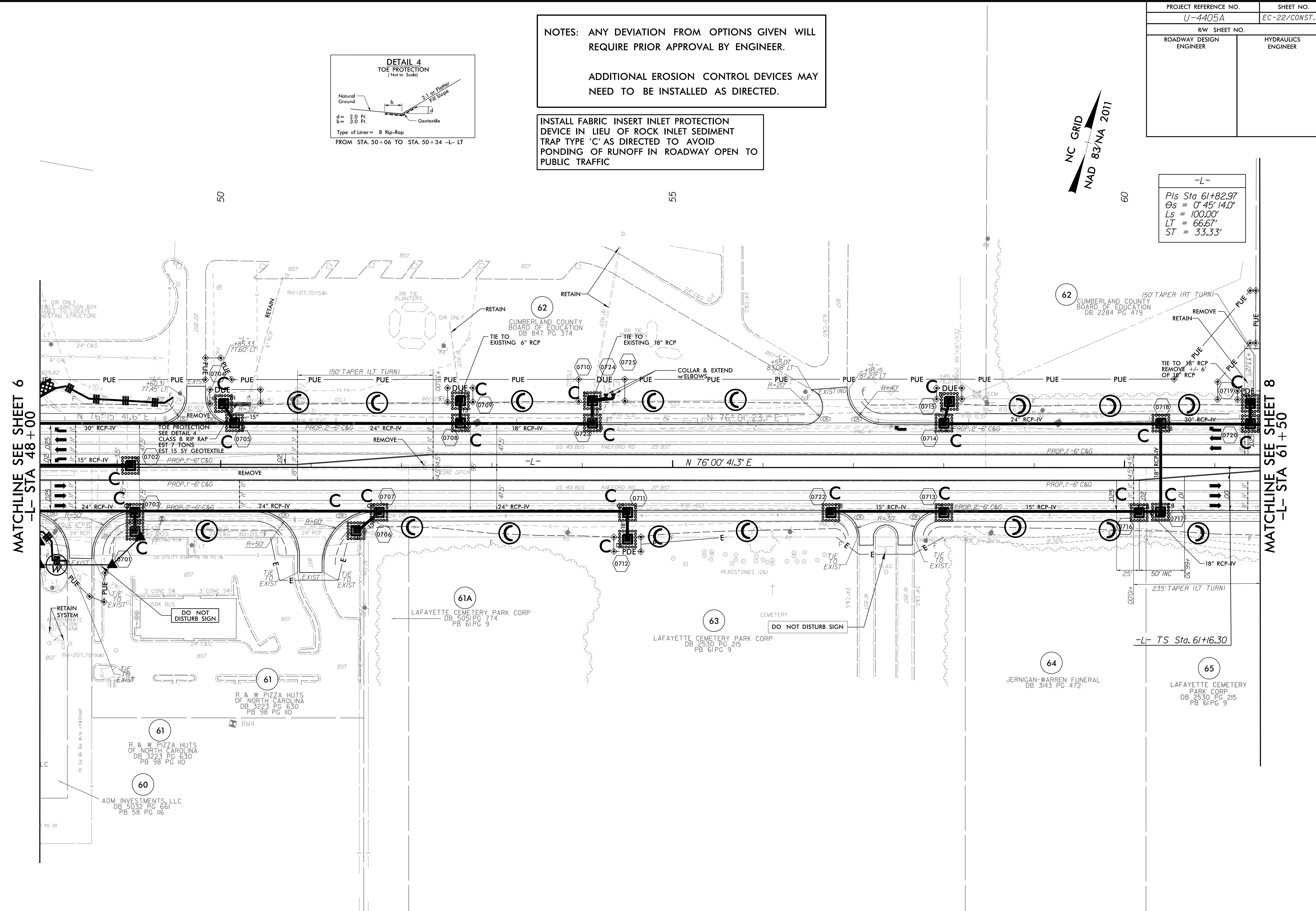
PROJECT REFERENCE NO.	SHEET NO.
U-4405A	EC-22/CONST.07
RW SHEET NO.	
ROADWAY DESIGN ENGINEER	HYDRAULICS ENGINEER

NOTES: ANY DEVIATION FROM OPTIONS GIVEN WILL REQUIRE PRIOR APPROVAL BY ENGINEER.

ADDITIONAL EROSION CONTROL DEVICES MAY NEED TO BE INSTALLED AS DIRECTED.



-L-
Pls Sta 61+82.97
Os = 0' 45' 14.0"
Ls = 100.00'
LT = 66.67'
ST = 33.33'



MATCHLINE SEE SHEET 6
-L- STA 48+00

MATCHLINE SEE SHEET 8
-L- STA 61+50

PROP CONC SIDEWALK

** A DESIGN EXCEPTION FOR LANE WIDTH IS REQUIRED FOR -L- STA. 38+95.00 TO -L- 319+95.00

NOTE: SEE SHEET 34 FOR -L- PROFILE

REVISIONS

8/17/99
7/6/2021
I:\Projects\4405-REU\EC_psh_07_Final.dgn