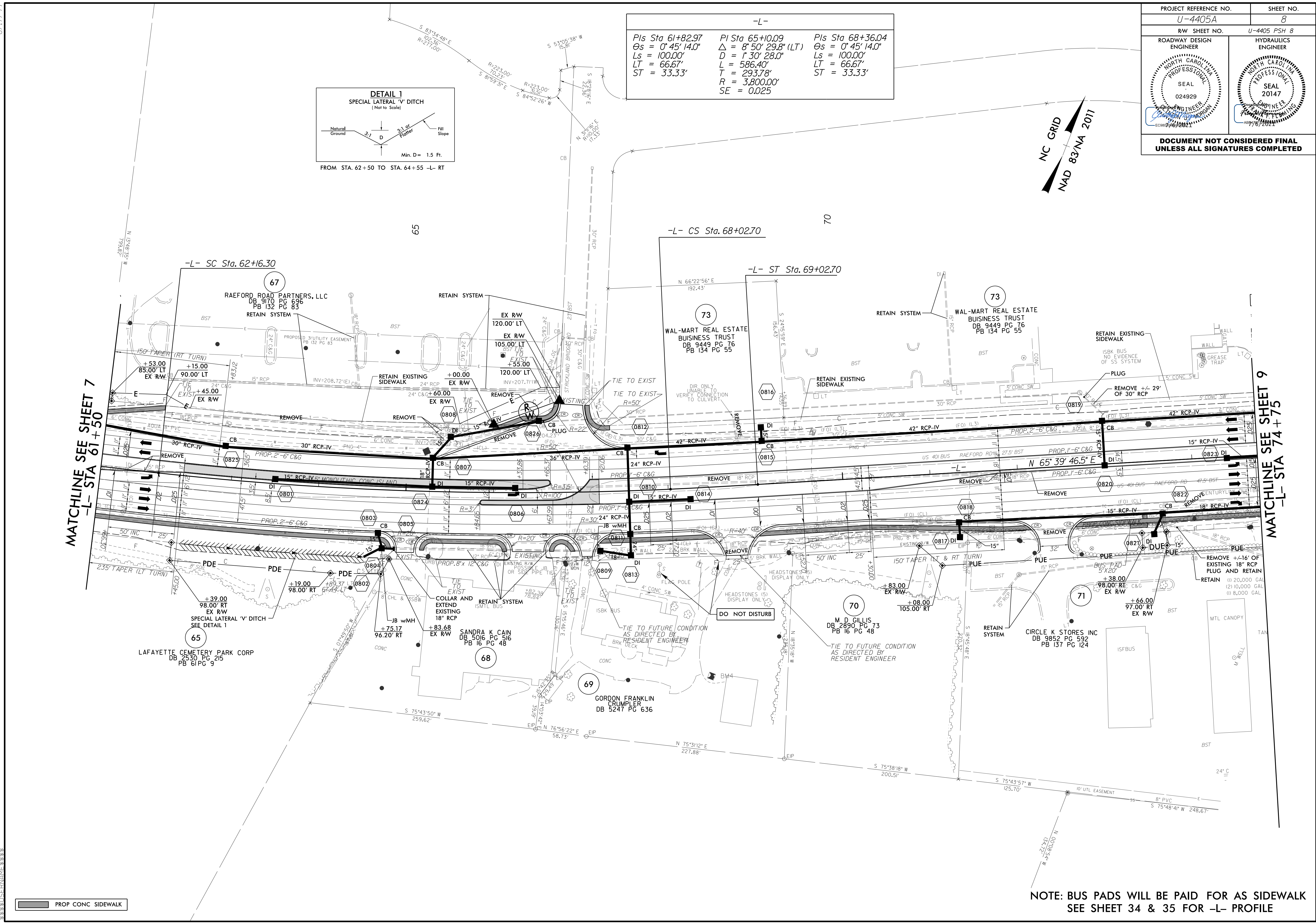
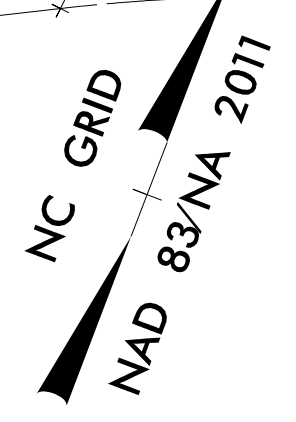
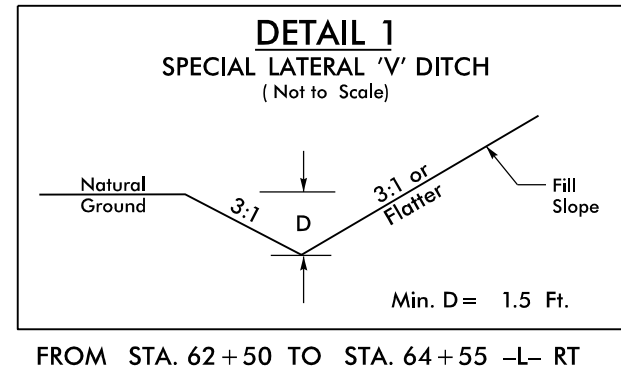


PROJECT REFERENCE NO. U-4405A	SHEET NO. 8
RW SHEET NO. U-4405 PSH 8	
ROADWAY DESIGN ENGINEER SEAL 024929	HYDRAULICS ENGINEER SEAL 20147
DOCUMENT NOT CONSIDERED FINAL UNLESS ALL SIGNATURES COMPLETED	

-L-  
 Pls Sta 61+82.97    PI Sta 65+10.09    Pls Sta 68+36.04  
 Os = 0' 45' 14.0"    Δ = 8' 50' 29.8" (LT)    Os = 0' 45' 14.0"  
 Ls = 100.00'    L = 1' 30' 28.0"    Ls = 100.00'  
 LT = 66.67'    T = 293.78'    LT = 66.67'  
 ST = 33.33'    R = 3,800.00'    ST = 33.33'  
 SE = 0.025



MATCHLINE SEE SHEET 7  
-L- STA 61+50

MATCHLINE SEE SHEET 9  
-L- STA 74+75

PROP CONC SIDEWALK

NOTE: BUS PADS WILL BE PAID FOR AS SIDEWALK  
SEE SHEET 34 & 35 FOR -L- PROFILE

02-JUL-2021 12:12  
 R:\Road\4405A\rdwy\_psh\_08.dgn  
 \$\$\$\$\$\$DISPERNAME\$\$\$\$\$\$