

PLAN
TOP OF CAP

NOTES

REPAIR LOCATIONS AND ESTIMATE OF QUANTITIES ARE GIVEN WITH THE BEST INFORMATION AVAILABLE. IF ADDITIONAL REPAIRS NOT SHOWN ON THE DRAWINGS ARE DEEMED NECESSARY BY THE INSPECTOR OR ENGINEER THE CONTRACTOR SHALL NOTE ON THE DRAWINGS THE APPROXIMATE LOCATION AND DESCRIPTION OF THE REPAIRS AND ADJUST THE ACTUAL QUANTITIES ENTERED INTO THE REPAIR QUANTITY TABLE.

FOR REPAIRS, SEE "TYPICAL CAP AND COLUMN REPAIR DETAILS" SHEET.

CONTRACTOR SHALL SAW CUT TO A NOMINAL DEPTH OF 1/2" BUT REINFORCING STEEL SHALL NOT BE DAMAGED.

CONTRACTOR SHALL REMOVE SURFACE CONCRETE TO VERIFY THAT SAWCUT DEPTH WILL NOT DAMAGE EXISTING REINFORCING STEEL.

SHOTCRETE REPAIRS MAY BE REPLACED WITH CONCRETE REPAIRS WITH THE APPROVAL OF THE ENGINEER.

FOR SHOTCRETE REPAIR, SEE SPECIAL PROVISIONS.

FOR CONCRETE REPAIRS, SEE SPECIAL PROVISIONS.

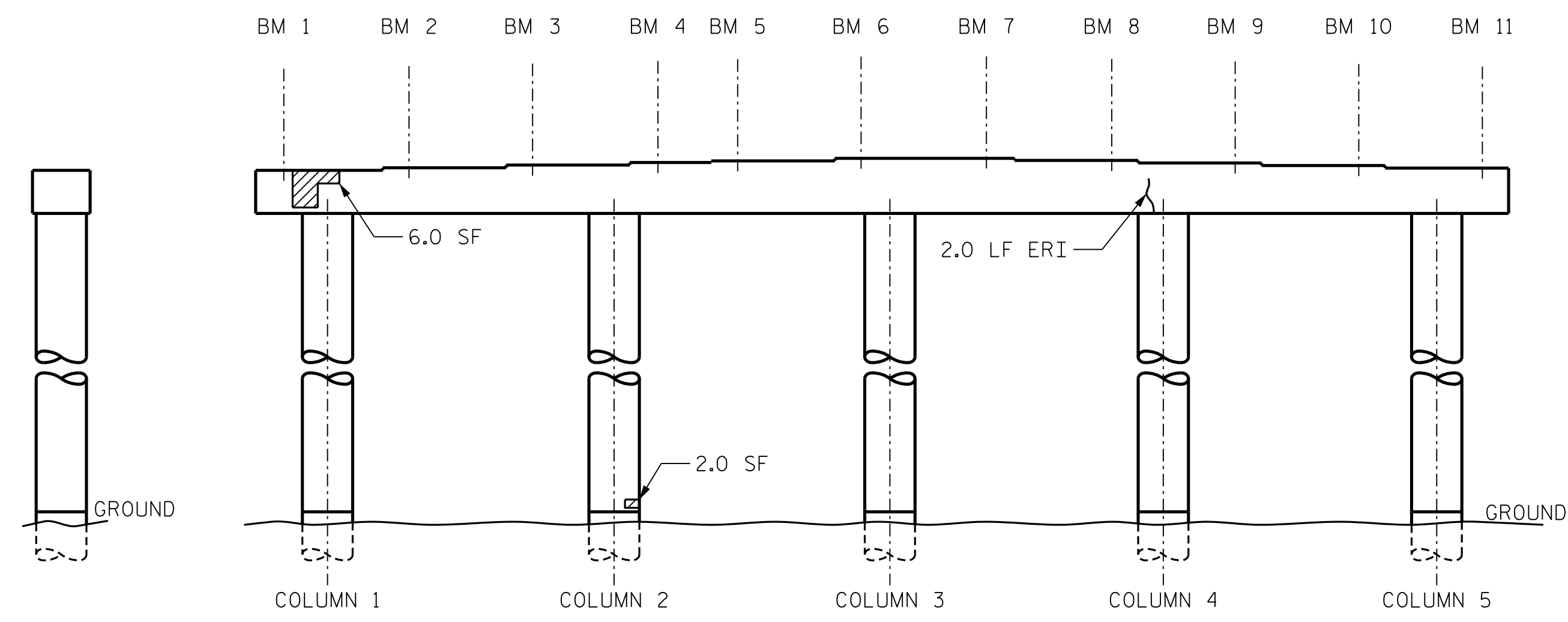
FOR EPOXY RESIN INJECTION, SEE SPECIAL PROVISIONS.

CLEAN AND REMOVE DEBRIS FROM THE TOP OF THE CAP AND APPLY EPOXY PROTECTIVE COATING TO THE TOP SURFACES OF THE CAP. THE CONTRACTOR SHALL NOT COAT THE AREA OF THE CAP BENEATH THE MASONRY PLATES. FOR EPOXY COATING AND DEBRIS REMOVAL, SEE SPECIAL PROVISIONS.

SHOTCRETE REPAIRS TO THE BENT CAP MAY REQUIRE BRIDGE JACKING. FOR TYPE I BRIDGE JACKING, SEE SPECIAL PROVISIONS.

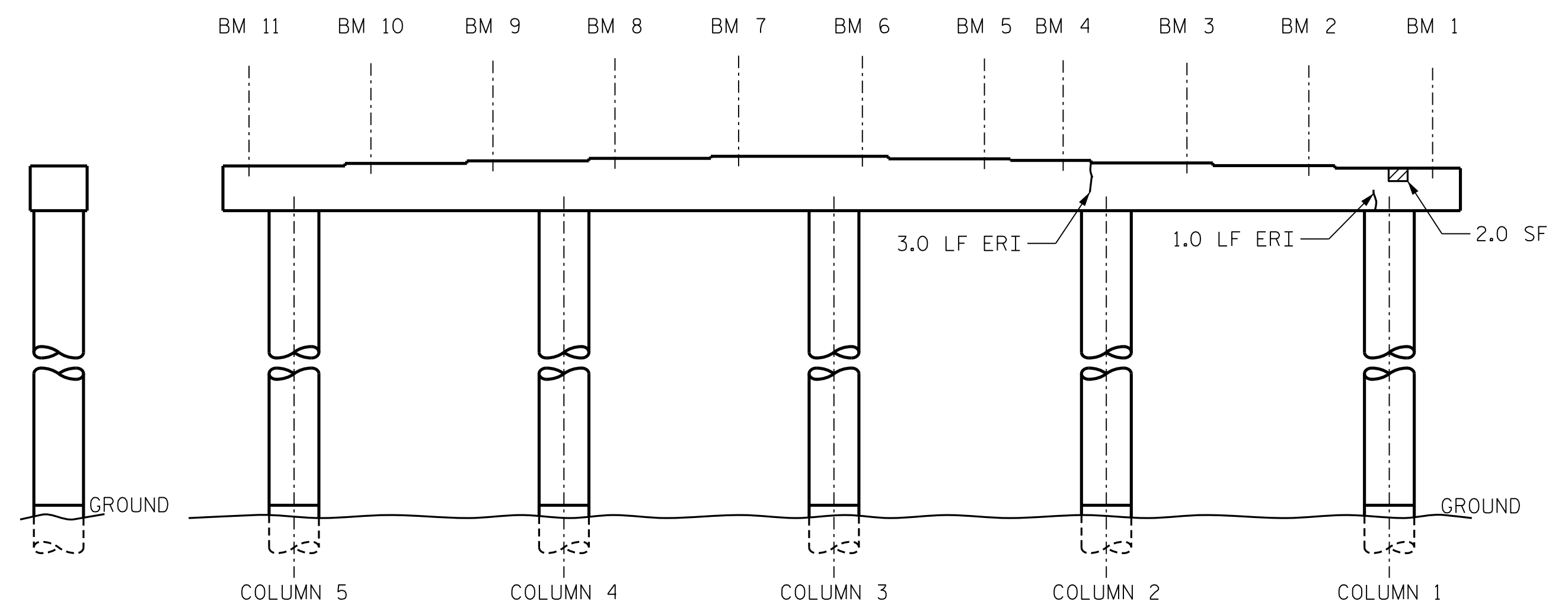
AS-BUILT REPAIR QUANTITY TABLE				
BENT 5	QUANTITIES			
	ESTIMATE		ACTUAL	
SHOTCRETE REPAIRS	AREA SF	VOLUME CF	AREA SF	VOLUME CF
CAP (VERTICAL FACE)	8.0	4.0		
CAP (HORIZONTAL FACE)	6.0	3.0		
COLUMN	2.0	1.0		
CONCRETE REPAIRS	AREA SF	VOLUME CF	AREA SF	VOLUME CF
CAP	0.0	0.0		
EPOXY RESIN INJECTION	LIN. FT.		LIN. FT.	
CAP	6.0			
COLUMN	0.0			
EPOXY COATING	AREA SF		AREA SF	
TOP OF CAP	348.4			

VALUES IN CHART REPRESENT ESTIMATED REPAIR TOTALS AFTER REMOVAL OF UNSOUND CONCRETE. MIN. OF 1" BEHIND REBAR AND MIN. 2" CL. TO SAWCUT. SEE REPAIR DETAILS.



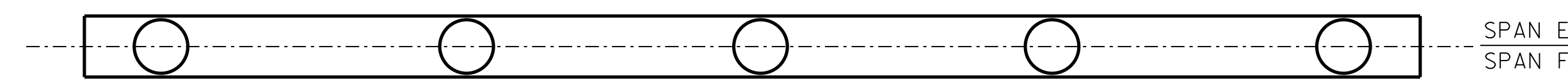
END VIEW
WEST SIDE

ELEVATION
SPAN E



END VIEW
EAST SIDE

ELEVATION
SPAN F




PLAN
BOTTOM OF CAP
(LOOKING UP)

KEY

SHOTCRETE REPAIR

ERI EPOXY RESIN INJECTION

PROJECT NO. 15BPR.39
ROCKINGHAM COUNTY
 BRIDGE NO. 780132



**DOCUMENT NOT CONSIDERED FINAL
UNLESS ALL SIGNATURES COMPLETED**

MI ENGINEERING
 1011 SCHAUB DRIVE, SUITE 100
 RALEIGH, NC 27606
 (919) 851-6606
 FIRM PE NUMBER: P-0671

STATE OF NORTH CAROLINA
 DEPARTMENT OF TRANSPORTATION
 RALEIGH

BENT 5

REVISIONS						SHEET NO.
NO.	BY:	DATE:	NO.	BY:	DATE:	TOTAL SHEETS
1			3			
2			4			

S-13

6/5/2021 12:00:52 PM User: blanning
 Filename: N:\NC Bridges\2018 Archive\MI800\12.Rockingham 132 Rehab\Structure\401_031_15BPR39_SMU_BT5_780132.dgn

DRAWN BY : W.O. KEITH	DATE : 02/19
CHECKED BY : B.E. ATKINSON	DATE : 02/19
DESIGN ENGINEER OF RECORD : B.E. ATKINSON	DATE : 02/19