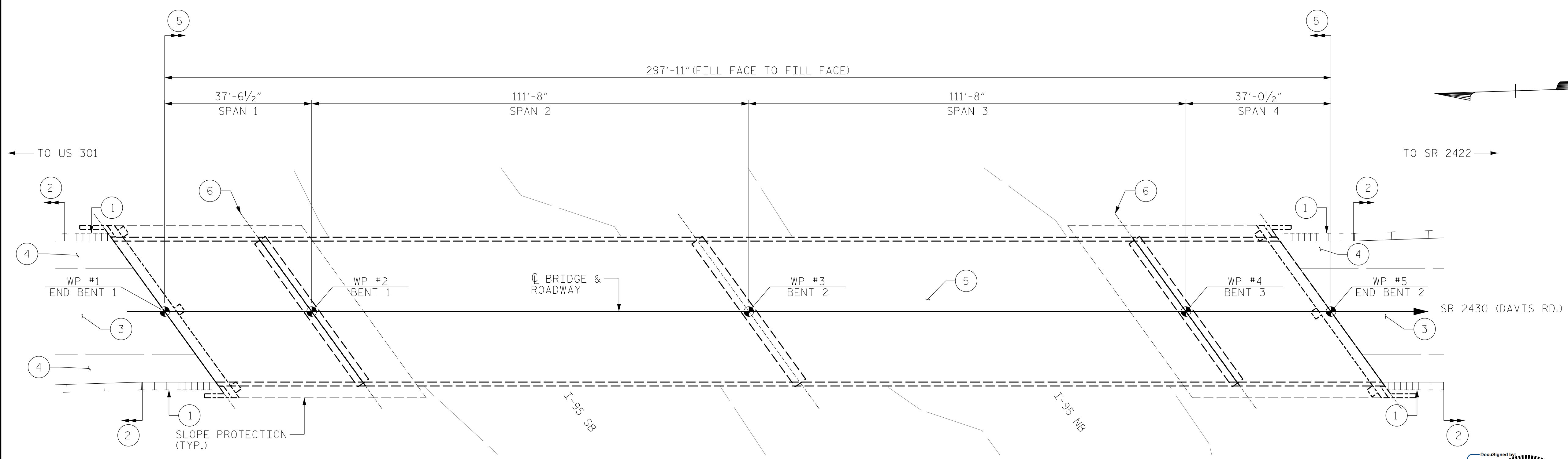
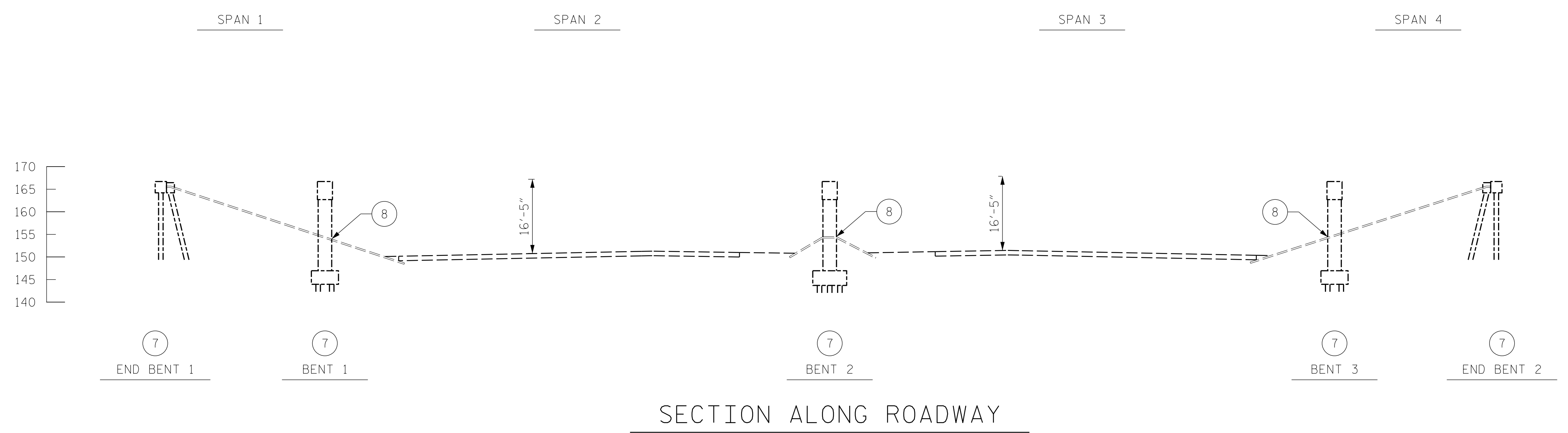


- SCOPE LEGEND:
- 1 PROPOSED TYPE-III STRUCTURE ANCHOR UNITS
 - 2 PROPOSED STEEL BEAM GUARDRAIL
 - 3 APPROACH ROADWAY MILLING AND RESURFACING
 - 4 CLEAR SHOULDERS OF DEBRIS AND VEGETATION
 - 5 EPOXY OVERLAY
 - 6 JOINT REPLACEMENT
 - 7 SUBSTRUCTURE EPOXY RESIN INJECTION
 - 8 SILICONE JOINT SEAL REPLACEMENTS AT COLUMN BASES


NOTE: SEE SHEET S12 FOR SLOPE PROTECTION JOINT REPAIRS.



I HEREBY CERTIFY THAT THIS STRUCTURE WAS REHABILITATED ACCORDING TO THESE PLANS OR AS NOTED THEREIN.

RESIDENT ENGINEER _____ DATE _____

PROJECT NO. I-5939
ROBESON COUNTY
 BRIDGE NO. 770124



STATE OF NORTH CAROLINA
 DEPARTMENT OF TRANSPORTATION
 RALEIGH
 GENERAL DRAWING
 FOR BRIDGE ON SR 2430
 OVER I-95

NOTES:
 GENERAL DRAWING INFORMATION IS TAKEN FROM THE ORIGINAL PLANS AND THE MOST UP TO DATE ROUTINE INSPECTION REPORT DATED 11/04/2019.
 BRIDGE ORIENTATION CONFORMS TO THE EXISTING BRIDGE PLANS/ ROUTINE INSPECTION.

DRAWN BY : DIEGO A. AGUIRRE DATE : 06/2021
 CHECKED BY : FIDEL L. FLORES DATE : 06/2021
 DESIGN ENGINEER OF RECORD: JACOB H. DUKE DATE : 06/2021

DOCUMENT NOT CONSIDERED FINAL UNLESS ALL SIGNATURES COMPLETED

REVISIONS						SHEET NO.
NO.	BY:	DATE:	NO.	BY:	DATE:	SHEET NO.
1			3			TOTAL SHEETS
2			4			10