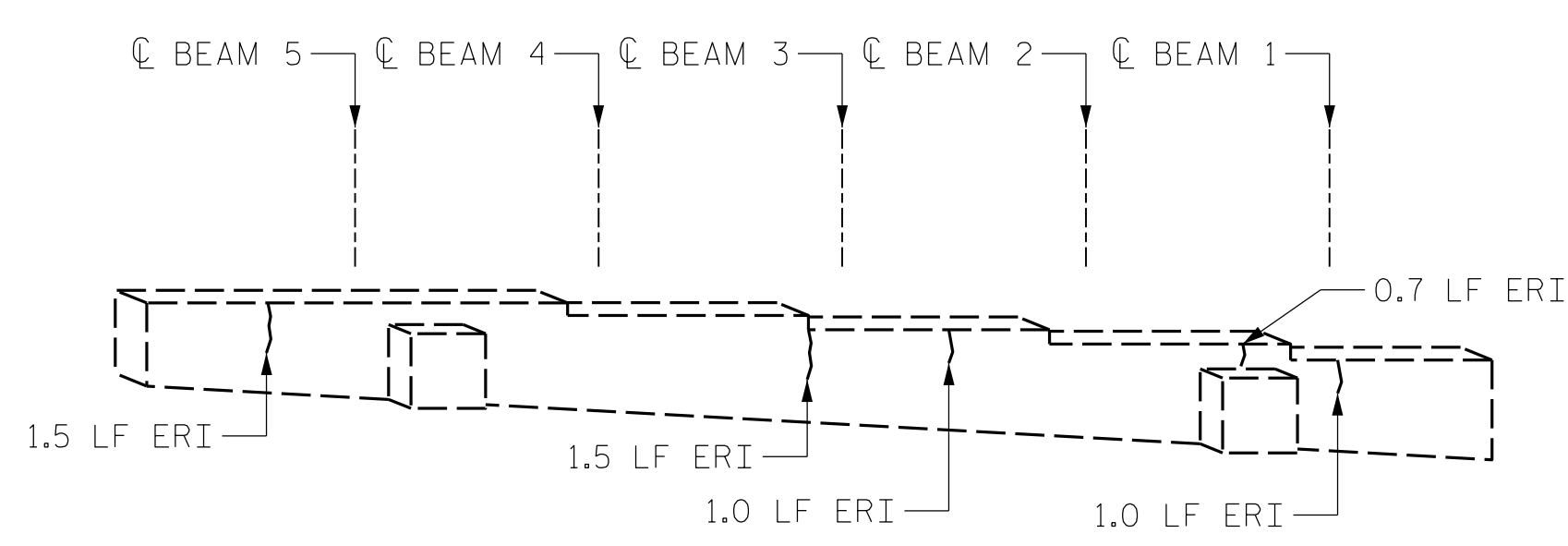
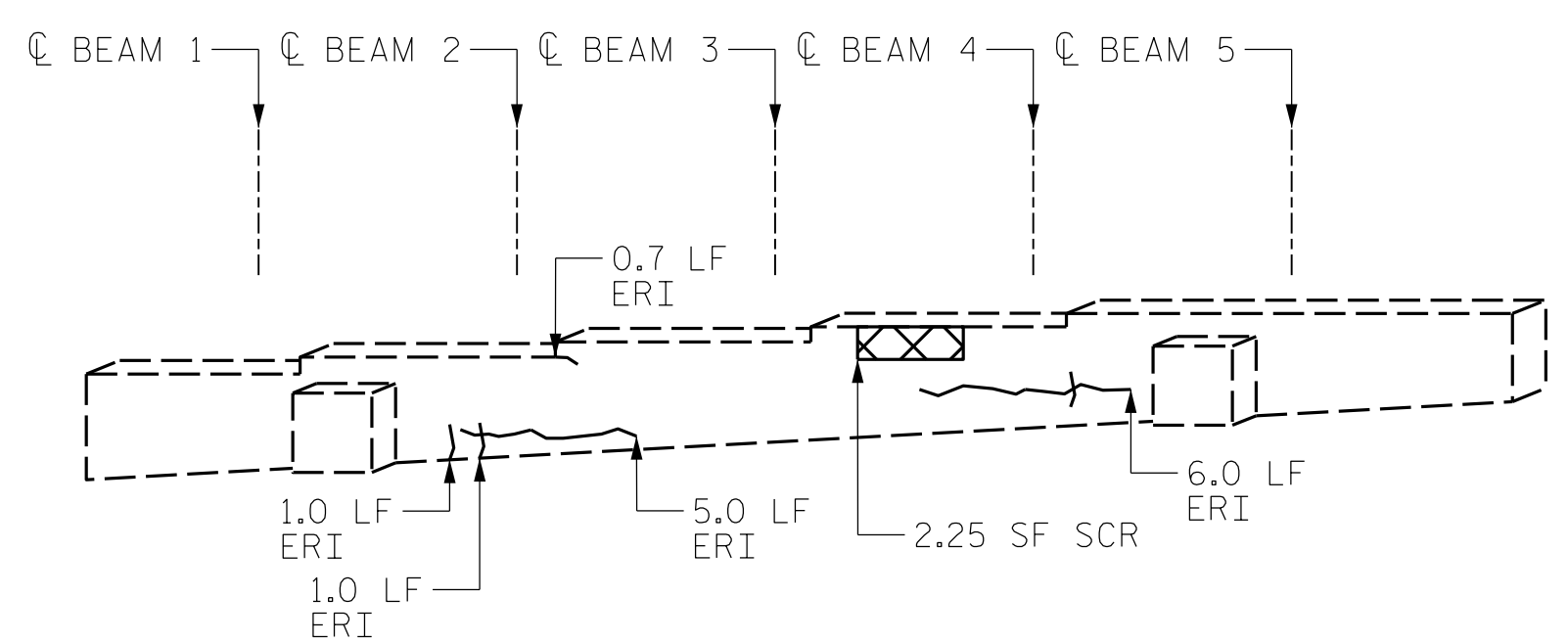


LEGEND	
	CONCRETE REPAIR AREA (CR)
	SHOTCRETE REPAIR AREA (SCR)
	EPOXY RESIN INJECTION (ERI)

	QUANTITIES			
	ESTIMATE		ACTUAL	
SHOTCRETE REPAIRS	AREA SQ. FT.	VOLUME CU. FT.	AREA SQ. FT.	VOLUME CU. FT.
CAP/BACKWALL	2.3	1.2		
COLUMN/PILE				
CONCRETE REPAIRS	AREA SQ. FT.	VOLUME CU. FT.	AREA SQ. FT.	VOLUME CU. FT.
CAP				
EPOXY RESIN INJECTION	LIN. FT.		LIN. FT.	
CAP	19.4			
COLUMN/PILE				
EPOXY COATING	AREA SQ. FT.		AREA SQ. FT.	
CAP	205.0			



END BENT 1
(EAST FACE)



END BENT 2
(WEST FACE)

VALUES IN CHART REPRESENT ESTIMATED REPAIR TOTALS AFTER REMOVAL OF UNSOUND CONCRETE, MINIMUM OF 1" BEHIND REBAR AND MINIMUM 2" CLEARANCE TO SAWCUT. FOR REPAIR DETAILS, SEE "CONCRETE RESTORATION DETAILS" SHEETS.

NOTES:
REPAIR LOCATIONS AND ESTIMATED QUANTITIES ARE GIVEN WITH THE BEST INFORMATION AVAILABLE. IF ADDITIONAL REPAIRS NOT SHOWN ON THE DRAWINGS ARE DEEMED NECESSARY BY THE ENGINEER, THE ENGINEER WILL NOTE ON THE DRAWINGS THE APPROXIMATE LOCATIONS AND DESCRIPTION OF THE REPAIRS AND ADJUST THE ACTUAL QUANTITIES ENTERED INTO THE TABLE ABOVE.

CRACKING LOCATIONS AND QUANTITIES FOR LOCATIONS DESCRIBED AS "SCATTERED THROUGHOUT" IN THE INSPECTION REPORT ARE BASED ON THE BEST INFORMATION AVAILABLE. THE ENGINEER AND CONTRACTOR SHALL IDENTIFY AND REPAIR ALL CRACKS $\geq 1/16"$ AS DESCRIBED IN THE SPECIAL PROVISIONS AT EACH BENT.

AVERAGE CONCRETE COVER IS EXPECTED TO BE FROM 2" TO 3" ON THE CAP AND FROM 1 1/2" TO 2" ON THE PILES. ACTUAL CONCRETE COVER SHALL BE DETERMINED BY THE CONTRACTOR AND PRESENTED TO THE ENGINEER PRIOR TO BEGINNING EXCAVATION/ DEMOLITION.

FOR CONCRETE AND SHOTCRETE REPAIRS, SEE "CONCRETE RESTORATION DETAILS" SHEETS.

SHOTCRETE REPAIRS MAY BE REPLACED WITH CONCRETE REPAIRS WITH THE APPROVAL OF THE ENGINEER.

REPAIRS TO THE BENT CAP MAY REQUIRE BRIDGE JACKING. FOR BRIDGE JACKING, SEE SPECIAL PROVISIONS.


PERFORM ALL CONCRETE REPAIRS PRIOR TO APPLYING THE EPOXY COATINGS.

TOP OF THE CAPS SHOULD BE CLEAN AND CLEAR OF ALL DEBRIS PRIOR TO THE APPLICATION OF THE EPOXY COATING.

COAT ALL THE FREE SURFACE AREA ON THE TOP OF CAPS, INCLUDING CHAMFERS, WITH EPOXY COATINGS. DO NOT COAT UNDER BEARING AREAS.

FOR EPOXY COATING, SEE SPECIAL PROVISION AND STANDARD SPECIFICATIONS SECTION 420-18.

PROJECT NO. I-5939
ROBESON COUNTY
 BRIDGE NO. 770096



STATE OF NORTH CAROLINA DEPARTMENT OF TRANSPORTATION RALEIGH					
SUBSTRUCTURE REPAIRS					
END BENTS 1 & 2					
REVISIONS					SHEET NO.
NO.	BY:	DATE:	NO.	BY:	DATE:
1			3		
2			4		
					TOTAL SHEETS
					9

DRAWN BY : JACOB H. DUKE DATE : 06/2021
 CHECKED BY : FIDEL L. FLORES DATE : 06/2021
 DESIGN ENGINEER OF RECORD: JACOB H. DUKE DATE : 06/2021

DOCUMENT NOT CONSIDERED FINAL UNLESS ALL SIGNATURES COMPLETED