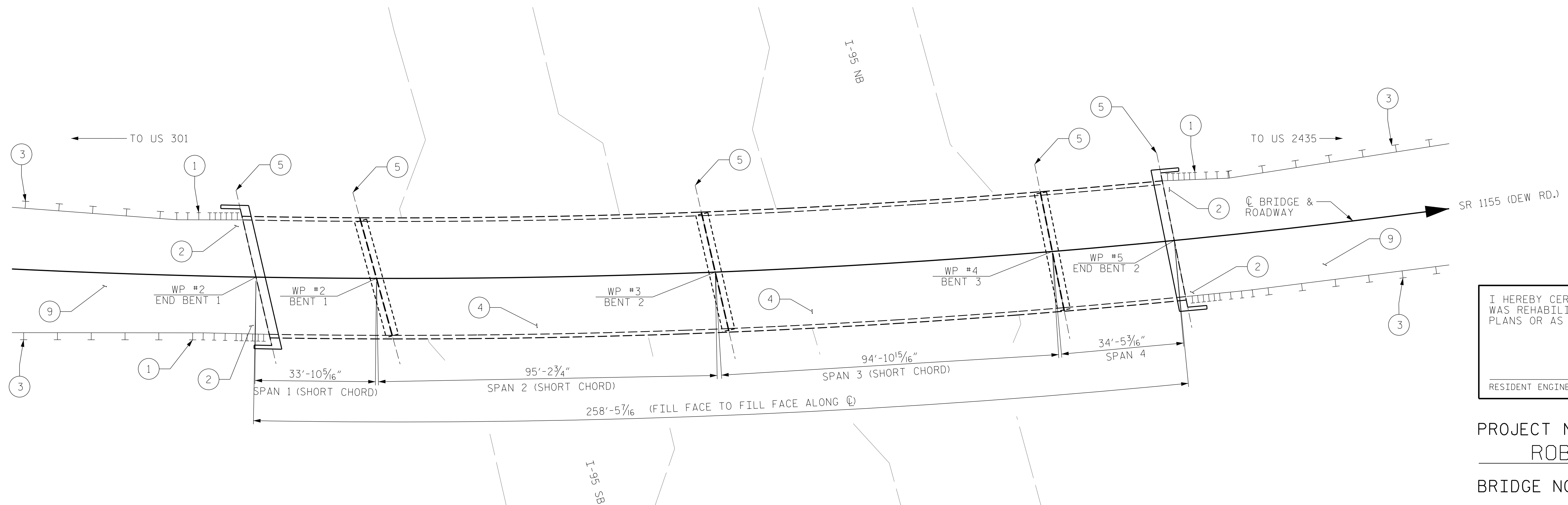
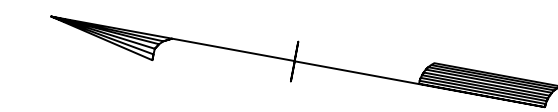


SECTION ALONG ROADWAY

SCOPE LEGEND:

- 1 PROPOSED TYPE III STRUCTURE ANCHOR UNITS
- 2 CLEAR SHOULDERS OF DEBRIS AND VEGETATION
- 3 PROPOSED STEEL BEAM GUARDRAIL
- 4 CONCRETE DECK REPAIRS
- 5 JOINT REPLACEMENT
- 6 SUBSTRUCTURE EPOXY RESIN INJECTION
- 7 SUBSTRUCTURE CONCRETE REPAIRS
- 8 SILICONE JOINT SEAL REPLACEMENT AT COLUMN BASES
- 9 APPROACH ROADWAY MILLING AND RESURFACING

NOTE: SEE SHEET S12 FOR SLOPE PROTECTION JOINT REPAIRS.




PLAN

I HEREBY CERTIFY THAT THIS STRUCTURE WAS REHABILITATED ACCORDING TO THESE PLANS OR AS NOTED THEREIN.

RESIDENT ENGINEER \_\_\_\_\_ DATE \_\_\_\_\_

PROJECT NO. I-5939  
ROBESON COUNTY  
 BRIDGE NO. 770096



STATE OF NORTH CAROLINA DEPARTMENT OF TRANSPORTATION RALEIGH					
GENERAL DRAWING					
FOR BRIDGE CARRYING SR 1155 OVER I-95 NBL AND SBL					
REVISIONS					
NO.	BY:	DATE:	NO.	BY:	DATE:
1			3		
2			4		
					SHEET NO. S7-1
					TOTAL SHEETS 9

NOTES:

GENERAL DRAWING INFORMATION IS TAKEN FROM THE ORIGINAL PLANS AND THE MOST UP TO DATE ROUTINE INSPECTION REPORT DATED 04/16/2019.

BRIDGE ORIENTATION CONFORMS TO THE EXISTING BRIDGE PLANS/ ROUTINE INSPECTION.

DRAWN BY : FIDEL L. FLORES DATE : 06/2021  
 CHECKED BY : DIEGO A. AGUIRRE DATE : 06/2021  
 DESIGN ENGINEER OF RECORD: JACOB H. DUKE DATE : 06/2021

DOCUMENT NOT CONSIDERED FINAL UNLESS ALL SIGNATURES COMPLETED