

AS-BUILT REPAIR QUANTITY TABLE

BENT 12	QUANTITIES			
	ESTIMATE		ACTUAL	
SHOTCRETE REPAIRS	AREA SQ. FT.	VOLUME CU. FT.	AREA SQ. FT.	VOLUME CU. FT.
CAP	0.0	0.0		
COLUMNS & STRUTS	4.4	2.2		
CONCRETE REPAIRS	AREA SQ. FT.	VOLUME CU. FT.	AREA SQ. FT.	VOLUME CU. FT.
CAP	0.0	0.0		
EPOXY RESIN INJECTION	LIN. FT.		LIN. FT.	
CAP	0.0			
COLUMNS & STRUTS	0.0			
EPOXY COATING	SQ. FT.		SQ. FT.	
TOP OF BENT CAP & STRUTS	0			

VALUES IN CHART REPRESENT ESTIMATED REPAIR TOTALS AFTER REMOVAL OF UNSOUND CONCRETE, MIN. OF 1" BEHIND REBAR AND 2" MIN. CLEAR TO SAWCUT. FOR REPAIR DETAILS, SEE "TYPICAL CAP AND COLUMN REPAIR DETAILS" SHEET.

NOTES

REPAIR LOCATIONS AND ESTIMATE OF QUANTITIES ARE BASED ON THE BEST INFORMATION AVAILABLE. IF ADDITIONAL REPAIRS NOT SHOWN ON THE DRAWINGS ARE DEEMED NECESSARY BY THE ENGINEER, THE ENGINEER WILL NOTE ON THE DRAWINGS THE APPROXIMATE LOCATIONS AND DESCRIPTION OF THE REPAIRS AND ENTER THE ACTUAL QUANTITIES INTO THE AS-BUILT REPAIR QUANTITY TABLE.




CONCRETE REPAIRS MAY BE SUBSTITUTED IN LIEU OF SHOTCRETE REPAIRS WITH THE APPROVAL OF THE ENGINEER.

FOR SHOTCRETE REPAIR, SEE SPECIAL PROVISIONS.

FOR CONCRETE REPAIR, SEE SPECIAL PROVISIONS.


FOR EPOXY RESIN INJECTION, SEE SPECIAL PROVISIONS.


CLEAN AND REMOVE DEBRIS FROM THE TOP OF THE CAP AND STRUTS AND APPLY EPOXY PROTECTIVE COATING. EPOXY COATING SHALL BE APPLIED TO THE TOP SURFACE OF THE CAP AND STRUTS. THE CONTRACTOR SHALL NOT COAT THE AREA OF THE CAP BENEATH THE MASONRY PLATES. FOR EPOXY COATING, SEE SPECIAL PROVISIONS.

-  SHOTCRETE REPAIR AREA
-  CONCRETE REPAIR AREA
-  EPOXY RESIN INJECTION (ERI)

PROJECT NO. I-5746C
MECKLENBURG COUNTY
 BRIDGE NO: 590332

SHEET 4 OF 6

Designed by: 



8/23/2021

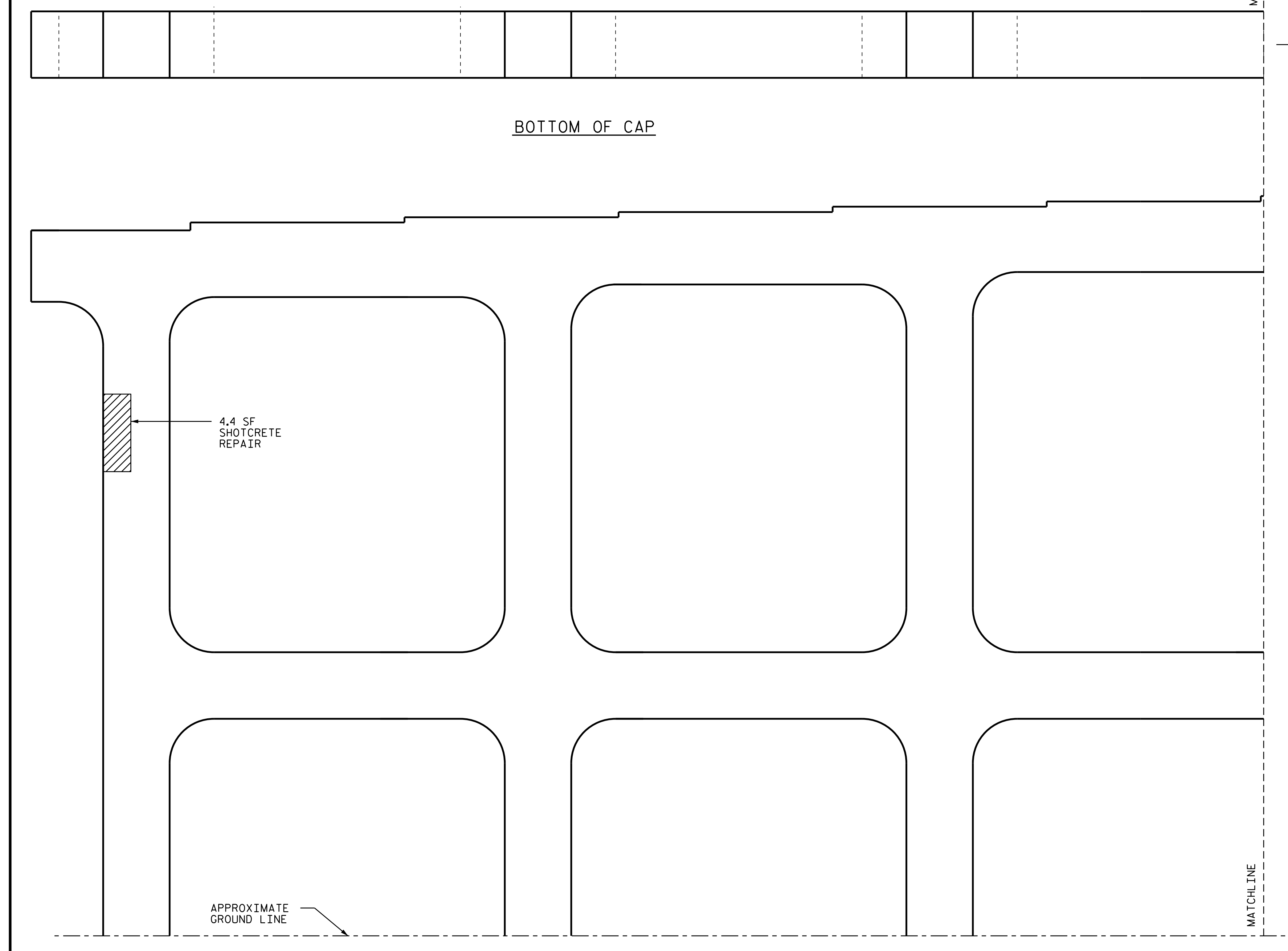
STATE OF NORTH CAROLINA
 DEPARTMENT OF TRANSPORTATION
 RALEIGH

BENT 12
 SPAN N FACE

REVISIONS

NO.	BY:	DATE:	NO.	BY:	DATE:	SHEET NO.
1			3			S10-84
2			4			TOTAL SHEETS 274

DOCUMENT NOT CONSIDERED FINAL UNLESS ALL SIGNATURES COMPLETED



BOTTOM OF CAP

APPROXIMATE GROUND LINE

ELEVATION
 BENT 12

DRAWN BY : R.L.PUTEK DATE : 06/2021
 CHECKED BY : H. A. LOCKLEAR DATE : 06/2021

23-AUG-2021 12:05

oacole