

AS-BUILT REPAIR QUANTITY TABLE

BENT 1 NORTHBOUND	QUANTITIES			
	ESTIMATE		ACTUAL	
SHOTCRETE REPAIRS	AREA SQ. FT.	VOLUME CU. FT.	AREA SQ. FT.	VOLUME CU. FT.
CAP	18.2	9.1		
COLUMNS	58.2	29.1		
CONCRETE REPAIRS	AREA SQ. FT.	VOLUME CU. FT.	AREA SQ. FT.	VOLUME CU. FT.
CAP	1.9	1.0		
EPOXY RESIN INJECTION	LIN. FT.		LIN. FT.	
CAP	0.0			
COLUMNS	0.0			
EPOXY COATING	SO. FT.		SO. FT.	
TOP OF BENT CAP	0			

VALUES IN CHART REPRESENT ESTIMATED REPAIR TOTALS AFTER REMOVAL OF UNSOUND CONCRETE, MINIMUM OF 1" BEHIND REBAR AND MINIMUM 2" CLEARANCE TO SAWCUT. FOR REPAIR DETAILS, SEE "TYPICAL CAP AND COLUMN REPAIR DETAILS" SHEET.

NOTES

REPAIR LOCATIONS AND ESTIMATE OF QUANTITIES ARE BASED ON THE BEST INFORMATION AVAILABLE. IF ADDITIONAL REPAIRS NOT SHOWN ON THE DRAWINGS ARE DEEMED NECESSARY BY THE ENGINEER, THE ENGINEER WILL NOTE ON THE DRAWINGS THE APPROXIMATE LOCATION AND DESCRIPTION OF THE REPAIRS AND ENTER THE ACTUAL QUANTITIES INTO THE AS-BUILT REPAIR QUANTITY TABLE.




CONCRETE REPAIRS MAY BE SUBSTITUTED IN LIEU OF SHOTCRETE REPAIRS WITH THE APPROVAL OF THE ENGINEER.


FOR SHOTCRETE REPAIR, SEE SPECIAL PROVISIONS.

FOR CONCRETE REPAIR, SEE SPECIAL PROVISIONS.

CLEAN AND REMOVE DEBRIS FROM THE TOP OF THE CAP. EPOXY COATING SHALL BE APPLIED TO THE TOP SURFACE OF THE CAP. THE CONTRACTOR SHALL NOT COAT THE AREA OF THE CAP BENEATH THE MASONRY PLATES. FOR EPOXY COATING, SEE SPECIAL PROVISIONS.

FOR PEDESTAL WALL REPAIR, SEE "TYPICAL CAP AND COLUMN REPAIR DETAILS" SHEET.

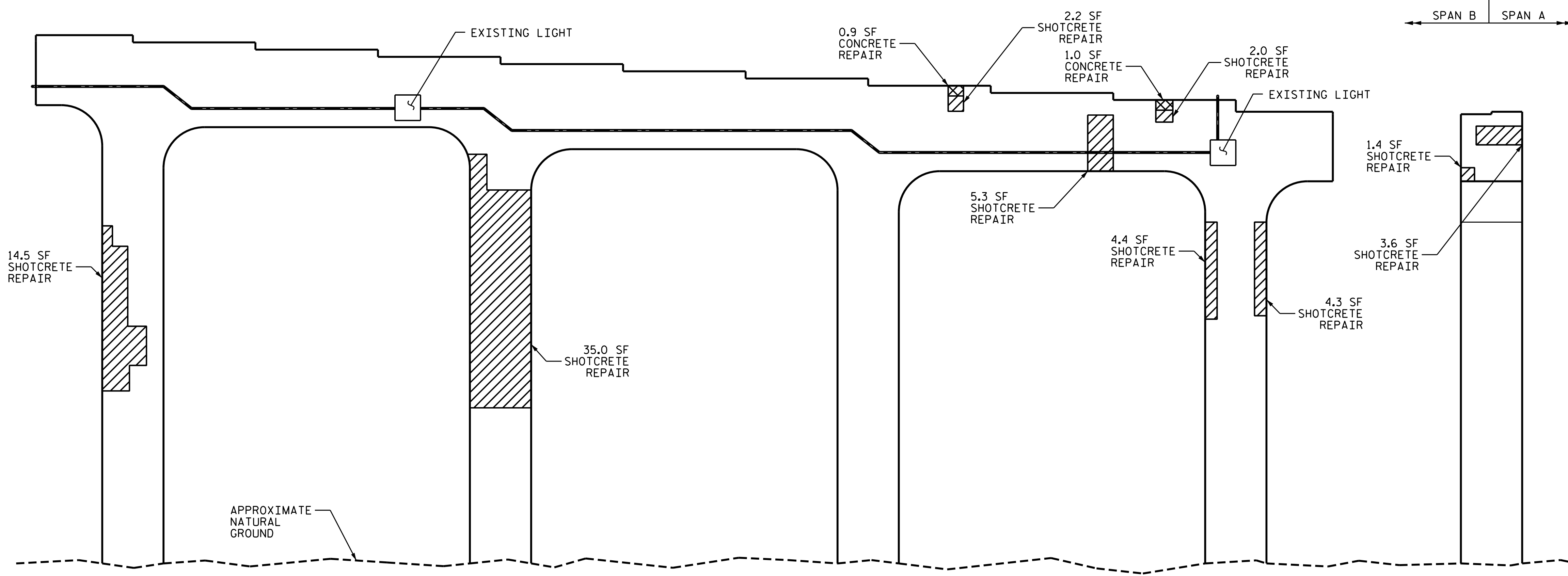
-  SHOTCRETE REPAIR AREA
-  CONCRETE REPAIR AREA
-  EPOXY RESIN INJECTION (ERI)



3.7 SF SHOTCRETE REPAIR

BOTTOM OF CAP

SPAN B
SPAN A



14.5 SF SHOTCRETE REPAIR

EXISTING LIGHT

0.9 SF CONCRETE REPAIR

2.2 SF SHOTCRETE REPAIR

1.0 SF CONCRETE REPAIR

2.0 SF SHOTCRETE REPAIR

EXISTING LIGHT

1.4 SF SHOTCRETE REPAIR

5.3 SF SHOTCRETE REPAIR

4.4 SF SHOTCRETE REPAIR

3.6 SF SHOTCRETE REPAIR

4.3 SF SHOTCRETE REPAIR

35.0 SF SHOTCRETE REPAIR

APPROXIMATE NATURAL GROUND

ELEVATION

END VIEW

BENT 1 NORTHBOUND

PROJECT NO. I-5746C
MECKLENBURG COUNTY
 BRIDGE No. 590330

SHEET 2 OF 2

DocuSigned by:
02E838FAB074C3



8/23/2021

STATE OF NORTH CAROLINA
 DEPARTMENT OF TRANSPORTATION
 RALEIGH

**BENT 1
 NORTHBOUND
 SPAN B FACE**

DRAWN BY : R.L. PUTEK DATE : 05/2021
 CHECKED BY : H. A. LOCKLEAR DATE : 05/2021

DOCUMENT NOT CONSIDERED
 FINAL UNLESS ALL
 SIGNATURES COMPLETED

REVISIONS						SHEET NO.
NO.	BY:	DATE:	NO.	BY:	DATE:	
1			3			S9-14
2			4			TOTAL SHEETS 274