




AS-BUILT REPAIR QUANTITY TABLE				
BENT 2 NORTHBOUND	QUANTITIES			
	ESTIMATE		ACTUAL	
SHOTCRETE REPAIRS	AREA SO. FT.	VOLUME CU. FT.	AREA SO. FT.	VOLUME CU. FT.
CAP	0.0	0.0		
COLUMNS	0.0	0.0		
CONCRETE REPAIRS	AREA SO. FT.	VOLUME CU. FT.	AREA SO. FT.	VOLUME CU. FT.
CAP	0.0	0.0		
EPOXY RESIN INJECTION		LIN. FT.		LIN. FT.
CAP		1.5		
COLUMNS		0.0		
EPOXY COATING		SO. FT.		SO. FT.
TOP OF BENT CAP		141		

VALUES IN CHART REPRESENT ESTIMATED REPAIR TOTALS AFTER REMOVAL OF UNSOUND CONCRETE, MINIMUM OF 1" BEHIND REBAR AND MINIMUM 2" CLEARANCE TO SAWCUT. FOR REPAIR DETAILS, SEE "TYPICAL CAP AND COLUMN REPAIR DETAILS" SHEET.

NOTES:
 REPAIR LOCATIONS AND ESTIMATE OF QUANTITIES ARE BASED ON THE BEST INFORMATION AVAILABLE. IF ADDITIONAL REPAIRS NOT SHOWN ON THE DRAWINGS ARE DEEMED NECESSARY BY THE ENGINEER, THE ENGINEER SHALL NOTE ON THE DRAWINGS THE APPROXIMATE LOCATION AND DESCRIPTION OF THE REPAIRS AND ENTER THE ACTUAL QUANTITIES INTO THE AS-BUILT REPAIR QUANTITY TABLE.


CONCRETE REPAIRS MAYBE SUBSTITUTED IN LIEU OF SHOTCRETE REPAIRS WITH THE APPROVAL OF THE ENGINEER.
 FOR SHOTCRETE REPAIR SEE SPECIAL PROVISIONS.
 FOR CONCRETE REPAIR SEE SPECIAL PROVISIONS.
 FOR EPOXY RESIN INJECTION, SEE SPECIAL PROVISIONS.

CLEAN AND REMOVE DEBRIS FROM THE TOP OF THE CAP AND APPLY EPOXY PROTECTIVE COATING. EPOXY COATING SHALL BE APPLIED TO THE TOP SURFACE OF THE CAP. THE CONTRACTOR SHALL NOT COAT THE AREA OF THE CAP BENEATH THE MASONRY PLATES. FOR EPOXY COATING, SEE SPECIAL PROVISIONS.

-  SHOTCRETE REPAIR AREA
-  CONCRETE REPAIR AREA
-  EPOXY RESIN INJECTION (ERI)

PROJECT NO. I-5746C
MECKLENBURG COUNTY
 BRIDGE NO. 590327


SHEET 1 OF 2



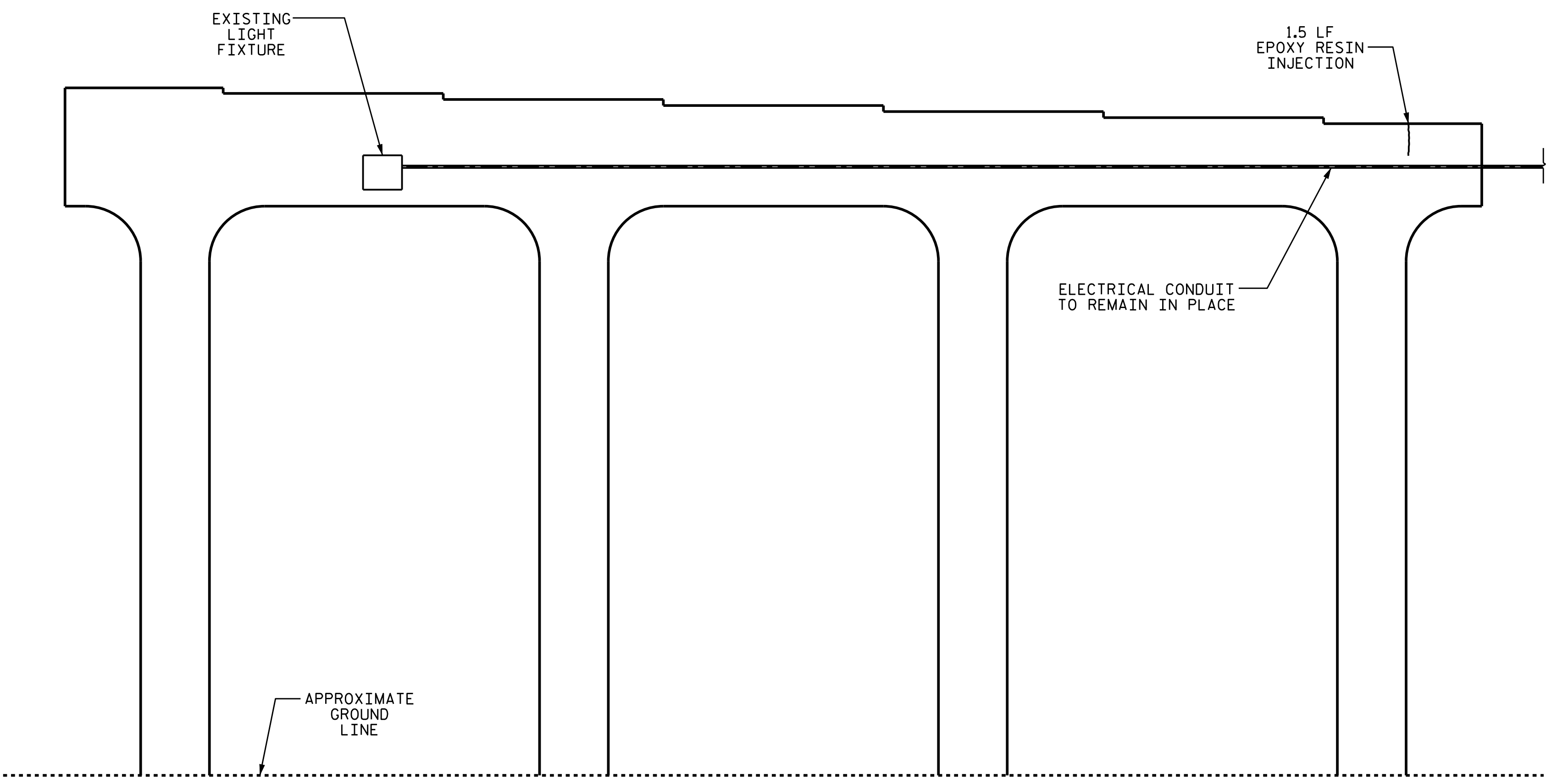
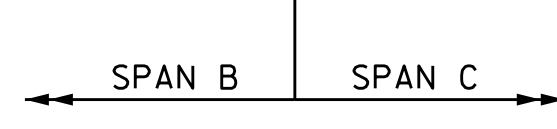
STATE OF NORTH CAROLINA
 DEPARTMENT OF TRANSPORTATION
 RALEIGH
**BENT 2
 NORTHBOUND
 SPAN B FACE**

REVISIONS						SHEET NO.
NO.	BY:	DATE:	NO.	BY:	DATE:	TOTAL SHEETS
1			3			274
2			4			


DOCUMENT NOT CONSIDERED FINAL UNLESS ALL SIGNATURES COMPLETED



TOP OF CAP



ELEVATION



END VIEW

BENT 2 - NORTHBOUND

DRAWN BY : R.L. PUTEK DATE : 05/2021
 CHECKED BY : H.A. LOCKLEAR DATE : 07/2021