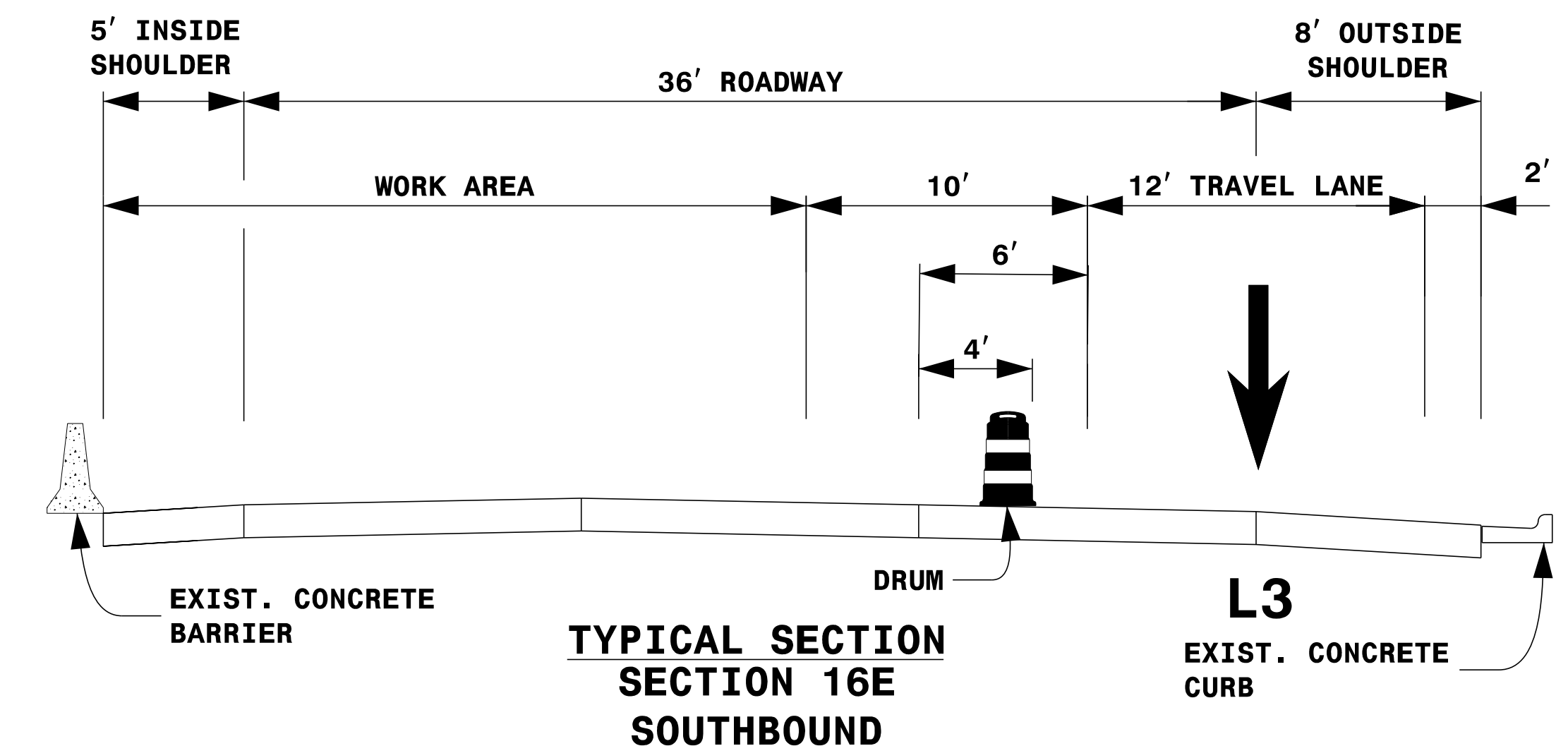
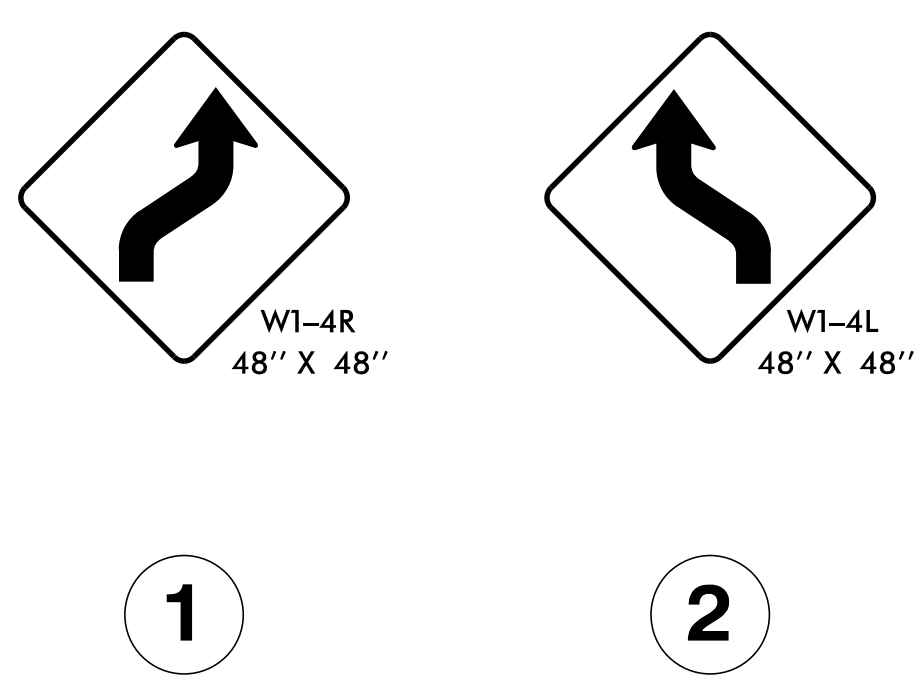


SEE RSD 1101.02 SHEET 8 OF 14




| LEGEND |   |
|--------|---|
|        | PORTABLE SIGN   |
|        | FLASHING ARROW BOARD (TYPE C) (96" X 48" MIN.) "CAUTION MODE" |
|        | TRUCK MOUNTED ATTENUATOR (TMA)                                |
|        | WORK AREA   |
|        | DIRECTION OF TRAFFIC FLOW                                     |
|        | TRAFFIC DRUM  |

**NOTES:**

1. THIS DRAWING IS TO BE USED IN CONJUNCTION WITH RSD 1101.02 SHEET 8 OF 14.
2. FOR ENTRANCE AND EXIT RAMP SIGNING, REFER TO RSD 1101.01, DETAIL B & C.
3. FOR ADDITIONAL NOTES, SEE RSD 1101.01, SHEET 2.
4. SEE TMP-3 (PAVEMENT PRESERVATION VICINITY MAP) FOR SECTION LOCATIONS.
5. TRAFFIC CONTROL DEVICES ① AND ② SHALL BE INSTALLED PER ENGINEER'S INSTRUCTIONS.

DocuSigned by:  
 John P. Mazeres  
 PROFESSIONAL ENGINEER  
 SEAL 043935  
 JOHN P. MAZERES  
 8/5/2021



LANE CLOSURE DETAIL  
 SECTION 16E  
 SOUTHBOUND  
 (STEP 1 OF 2)

8/5/2021 2:00:67 PM I5746E\_TMP-53\_LANE\_CLOSURE\_DETAIL\_SECTION\_16E\_SOUTHBOUND\_STEP\_1\_OF\_2.dgn User: jduke

DOCUMENT NOT CONSIDERED FINAL UNLESS ALL SIGNATURES COMPLETED