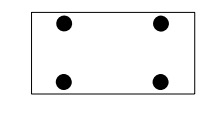
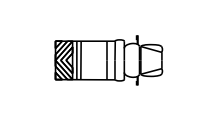







LEGEND

-  FLASHING ARROW BOARD (TYPE C) (96"X48" MIN.) "CAUTION MODE"
-  TRUCK MOUNTED ATTENUATOR (TMA)
-  WORK AREA
-  DIRECTION OF TRAFFIC FLOW
-  TRAFFIC DRUM

- NOTES:**
- THIS DRAWING IS TO BE USED IN CONJUNCTION WITH TMP-8 (OFFSITE DETOUR #33), TMP-10 (OFFSITE DETOUR #34B) AND RSD 1101.02 SHEET 8 OF 14.
 - FOR ENTRANCE AND EXIT RAMP SIGNING, REFER TO RSD 1101.01, DETAIL B & C.
 - FOR ADDITIONAL NOTES, SEE RSD 1101.01, SHEET 2.
 - SEE TMP-3 (PAVEMENT PRESERVATION VICINITY MAP) FOR SECTION LOCATIONS.
 - TRAFFIC CONTROL DEVICE **1** SHALL BE INSTALLED PER ENGINEER'S INSTRUCTIONS.

DocuSigned by:

 JOHN P. MAZERES
 ENGINEER
 8/5/2021

**DOCUMENT NOT CONSIDERED FINAL
 UNLESS ALL SIGNATURES COMPLETED**



**LANE CLOSURE DETAIL
 SECTIONS 7E & 8E
 NORTHBOUND
 (STEP 2 OF 2)**

8/5/2021
 200.50.151746E_TMP-36_LANE_CLOSURE_DETAIL_SECTION_7E_8E_NORTHBOUND (STEP 2 OF 2).dgn
 User: jduke