
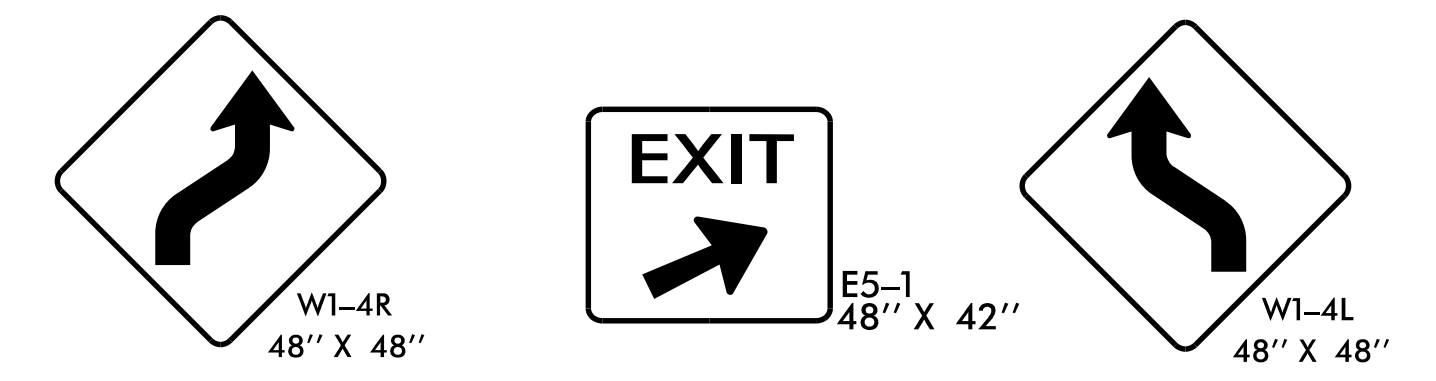
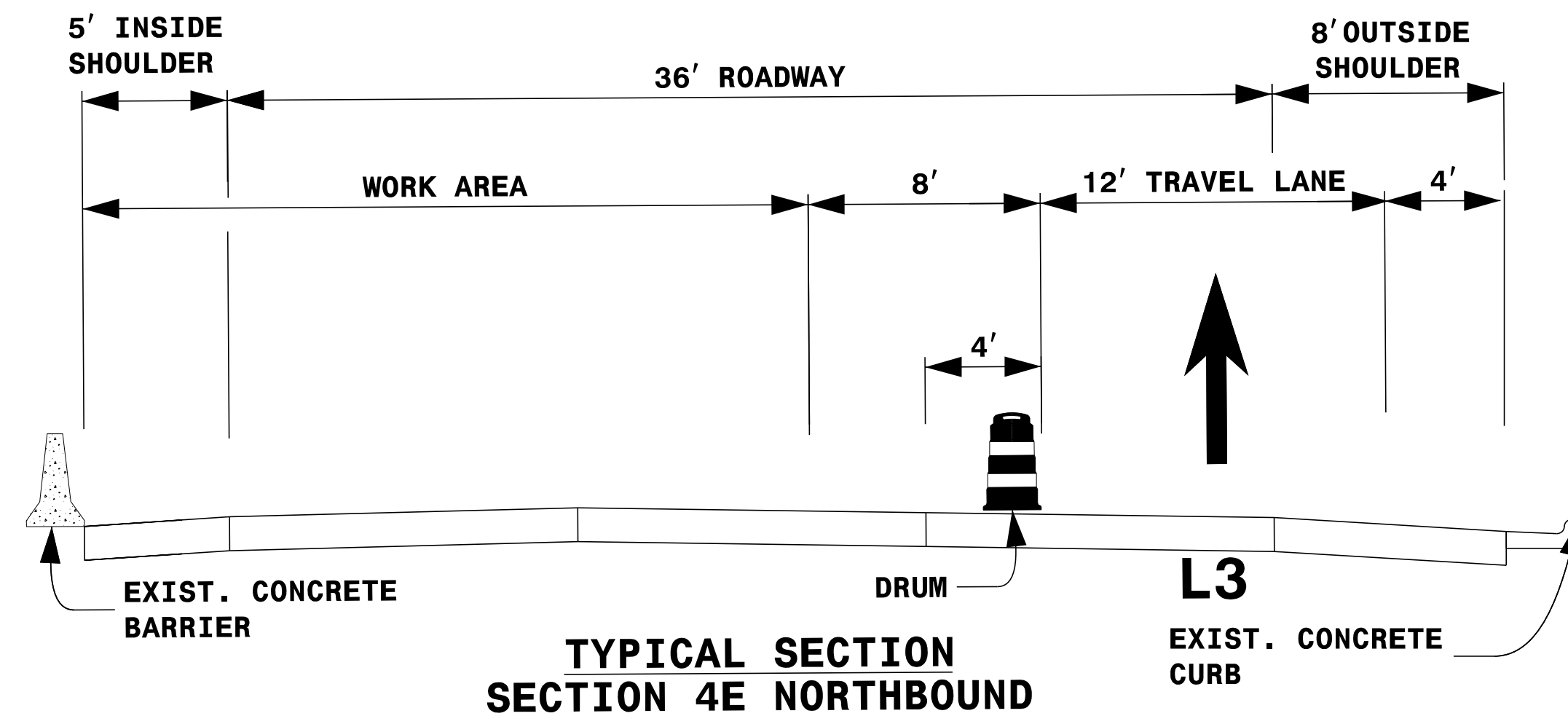


SEE RSD 1101.02 SHEET 8 OF 14 AT RAMP #36



LEGEND	
	PORTABLE SIGN
	FLASHING ARROW BOARD (TYPE C) (96"X48" MIN.) "CAUTION MODE"
	TRUCK MOUNTED ATTENUATOR (TMA)
	WORK AREA
	DIRECTION OF TRAFFIC FLOW
	TRAFFIC DRUM

- NOTES:**
- THIS DRAWING IS TO BE USED IN CONJUNCTION WITH TMP-12 (OFFSITE DETOUR #36) AND RSD 1101.02 SHEET 8 OF 14.
  - FOR ENTRANCE AND EXIT RAMP SIGNING, REFER TO RSD 1101.01, DETAIL B & C.
  - FOR ADDITIONAL NOTES, SEE RSD 1101.01, SHEET 2.
  - SEE TMP-3 (PAVEMENT PRESERVATION VICINITY MAP) FOR SECTION LOCATIONS.
  - TRAFFIC CONTROL DEVICES ① THRU ③ SHALL BE INSTALLED PER ENGINEER'S INSTRUCTIONS.
  - CONTINUE OUTSIDE LINE OF DRUMS TO RAMP #36 GORE AREA.

DocuSigned by:

LANE CLOSURE DETAIL  
 SECTION 4E  
 NORTHBOUND  
 (STEP 1 OF 2)

8/5/2021 2:00:43 PM I-5746E\_TMP-29\_LANE\_CLOSURE\_DETAIL\_SECTION\_4E\_NORTHBOUND\_STEP\_1\_OF\_2.dgn User: jduke