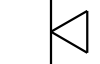

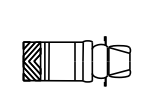







LEGEND	
	PORTABLE SIGN
	FLASHING ARROW BOARD (TYPE C) (96"X48" MIN.) "CAUTION MODE"
	TRUCK MOUNTED ATTENUATOR (TMA)
	WORK AREA
	DIRECTION OF TRAFFIC FLOW
	TRAFFIC DRUM

- NOTES:**
- THIS DRAWING IS TO BE USED IN CONJUNCTION WITH TMP-7 (OFFSITE DETOUR #30), TMP-13 (OFFSITE DETOUR #37) AND RSD 1101.02 SHEET 3 OF 14.
 - FOR ENTRANCE AND EXIT RAMP SIGNING, REFER TO RSD 1101.01, DETAIL B & C.
 - FOR ADDITIONAL NOTES, SEE RSD 1101.01, SHEET 2.
 - SEE TMP-3 (PAVEMENT PRESERVATION VICINITY MAP) FOR SECTION LOCATIONS.
 - TRAFFIC CONTROL DEVICES ① AND ② SHALL BE INSTALLED PER ENGINEER'S INSTRUCTIONS.

DocuSigned by:

 8/5/2021



LANE CLOSURE DETAIL
 SECTION 1E
 NORTHBOUND
 (STEP 2 OF 2)

8/5/2021 2:00:36 PM I-5746E_TMP-22_LANE_CLOSURE_DETAIL_SECTION_1E_NORTHBOUND (STEP 2 OF 2).dgn
 User: jduke