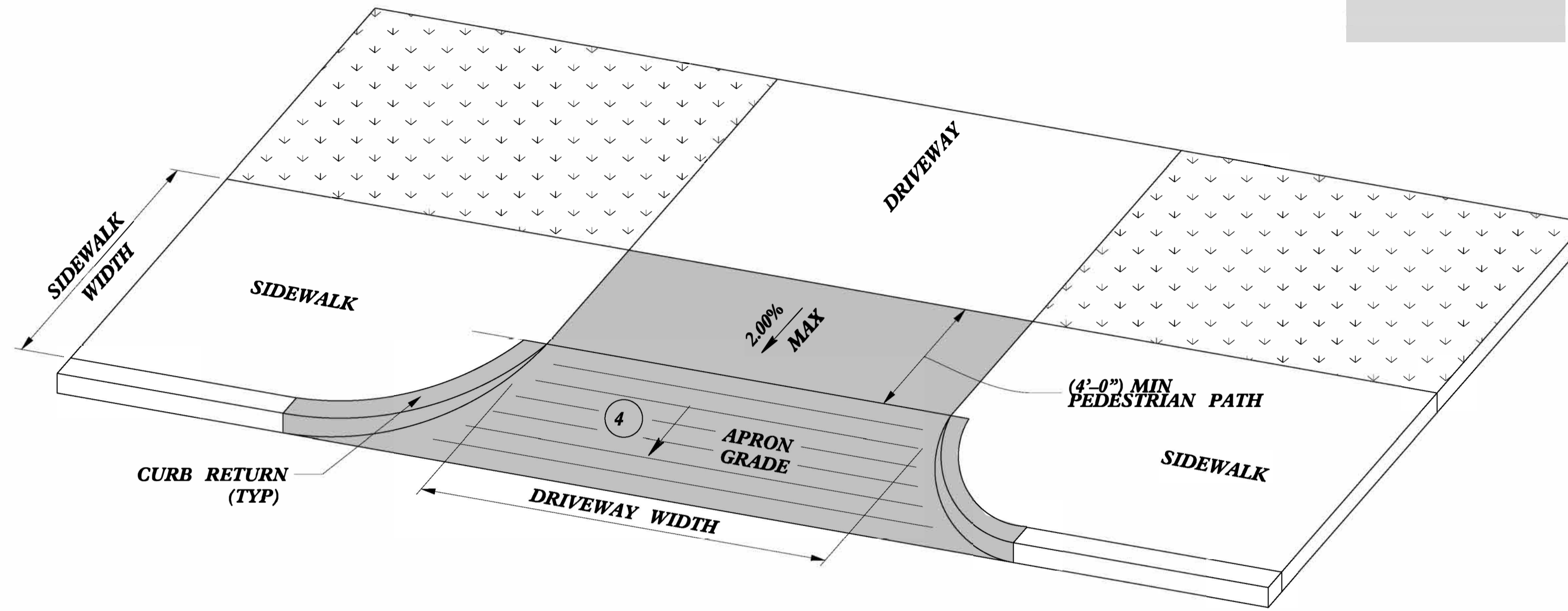
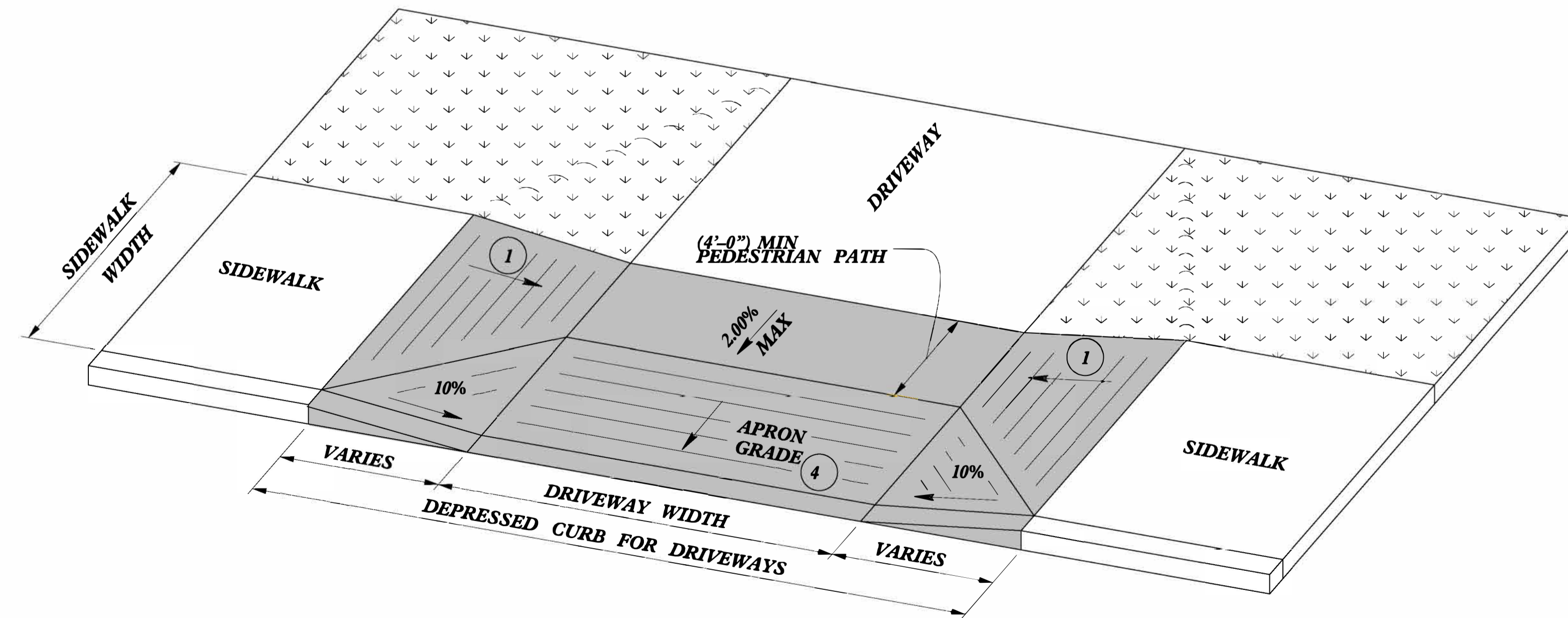


- 1 8.33% (12:1) MAX RAMP SLOPE
- 2 CROSS SLOPE: 2.00%
- 4 8.00% MAX CHANGE IN GRADE BETWEEN ROAD SURFACE AND DRIVEWAY

 PAY LIMITS FOR 1 CURB RAMP




DRIVEWAY APRON
OPTION 1



DRIVEWAY APRON
OPTION 2

-SEE ROADWAY DETAIL DRAWING 848.05 FOR DETECTABLE WARNING SURFACE AND FOR RAMP NOTES.

-SEE ROADWAY STANDARD DRAWING 848.02 FOR CONCRETE DRIVEWAYS.



DOCUMENT NOT CONSIDERED FINAL
UNLESS ALL SIGNATURES COMPLETED

**CONTRACT STANDARDS
AND DEVELOPMENT UNIT**
Office 919-707-6950 FAX 919-250-4119

CURB RAMPS
@ DRIVEWAY OPENINGS

ORIGINAL BY: J.S. HOWERTON DATE: 7/7/11
MODIFIED BY: _____ DATE: _____
CHECKED BY: _____ DATE: _____
FILE SPEC: stds/2012CurbRamp/CurbRampDetails.dgn

5/14/99
SYTIME
DUPLICATE
SUGGESTION