

ROUNDABOUT -C3- PAVEMENT PLAN



2300 WILKIFF ROAD
SUITE 410
RALEIGH, NC 27607
PHONE: 919.851.9339
NC CORP. NO. F-0529

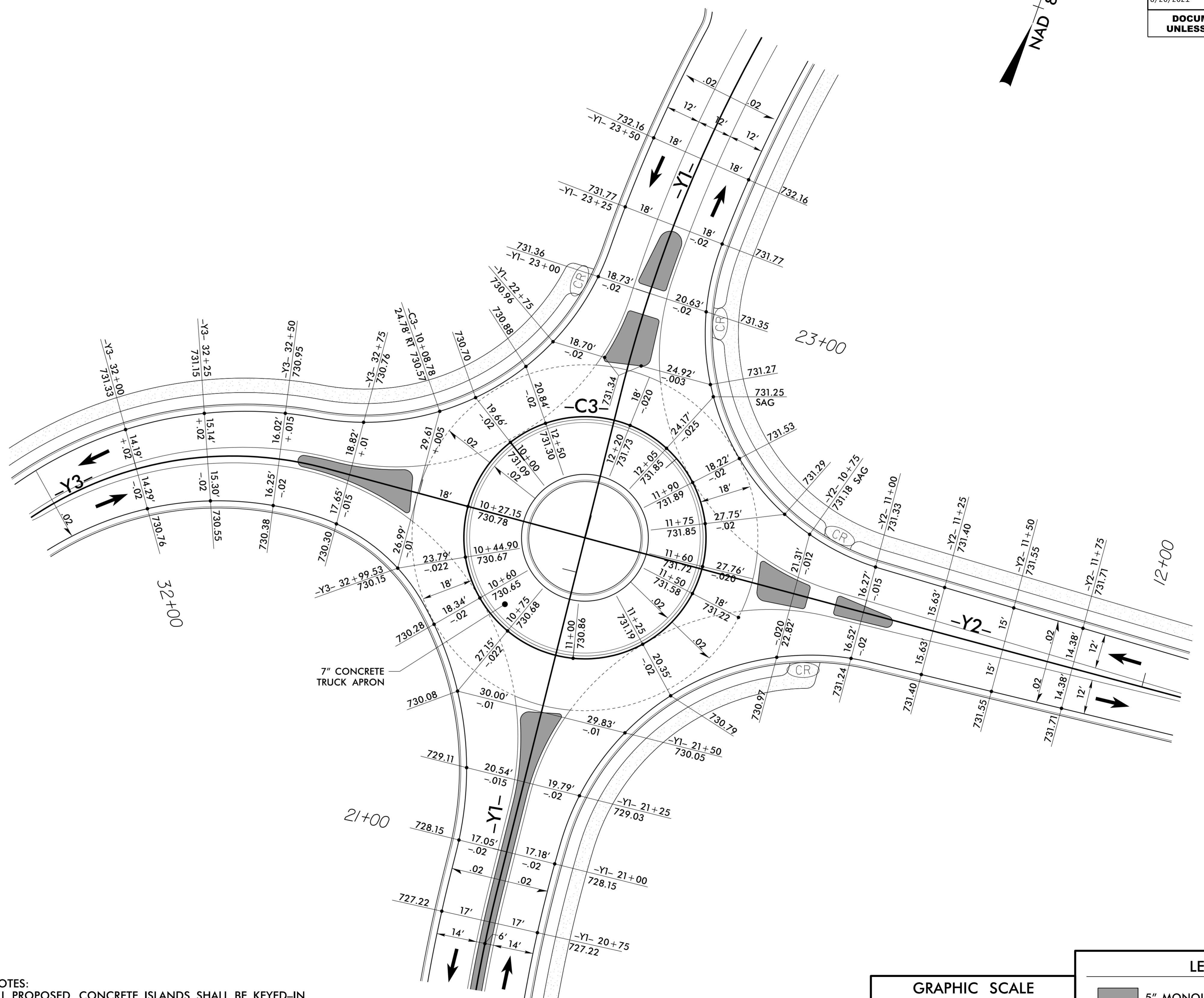
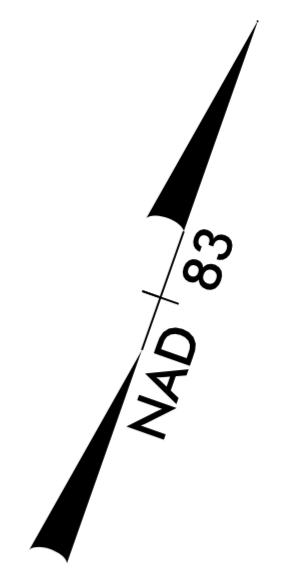
PROJECT REFERENCE NO.	SHEET NO.
R-5737	2B-6

R/W SHEET NO.

ROADWAY DESIGN ENGINEER	HYDRAULICS ENGINEER

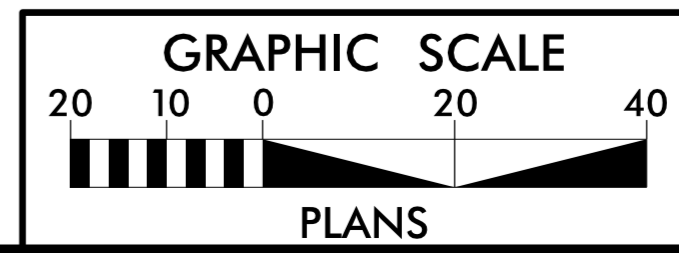
8/26/2021

**DOCUMENT NOT CONSIDERED FINAL
UNLESS ALL SIGNATURES COMPLETED**



INSCRIBED CIRCLE DIAMETER = 120'
 TRAVERABLE APRON WIDTH = 18'
 CENTRAL ISLAND DIAMETER = 84'
 CIRCULAR ROADWAY WIDTH = 18'

NOTES:
 ALL PROPOSED CONCRETE ISLANDS SHALL BE KEYED-IN
 AND HAVE 1' RADIUS CORNERS UNLESS OTHERWISE
 NOTED.



LEGEND

	5" MONOLITHIC CONCRETE ISLAND
	4" CONCRETE SIDEWALK