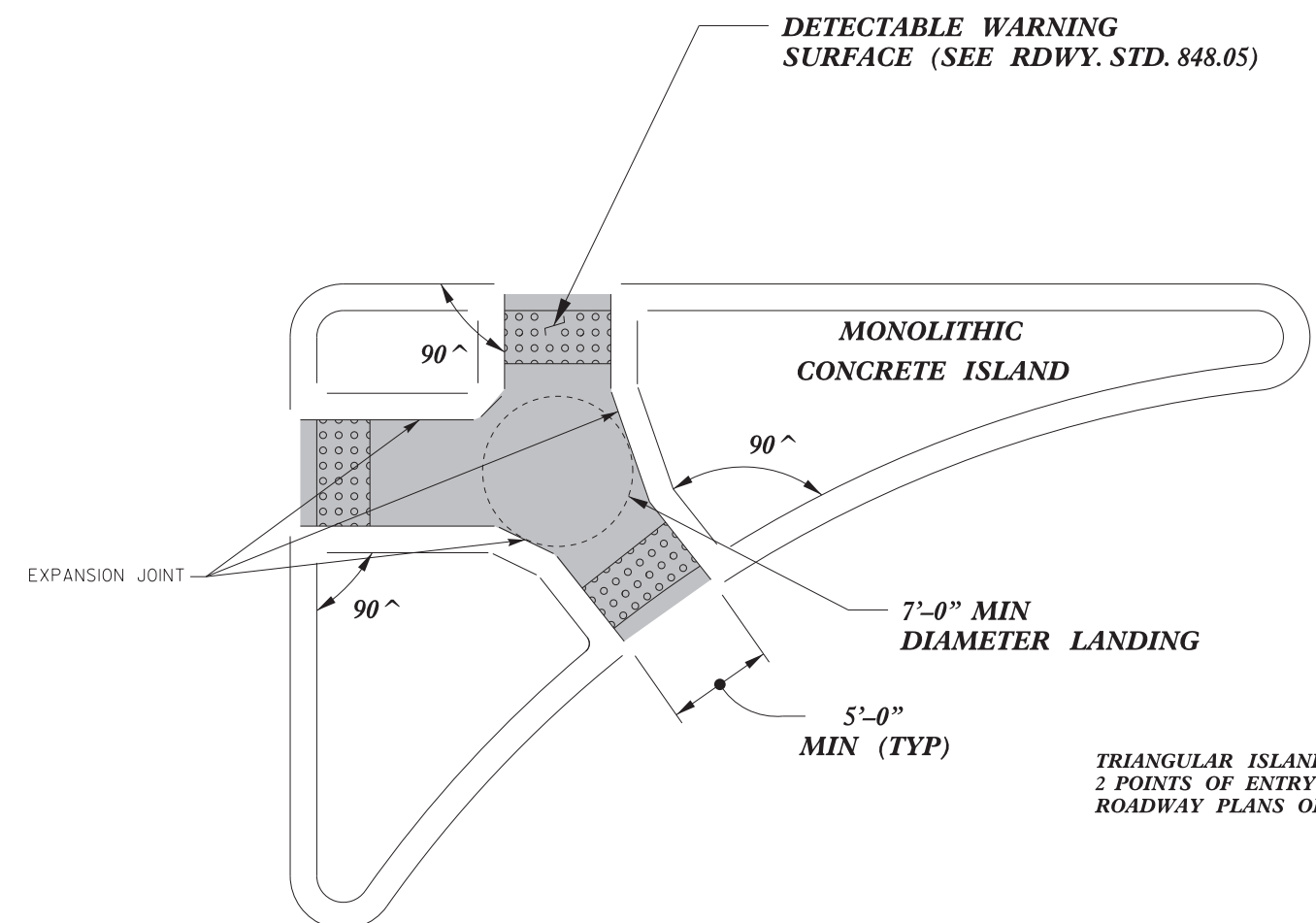
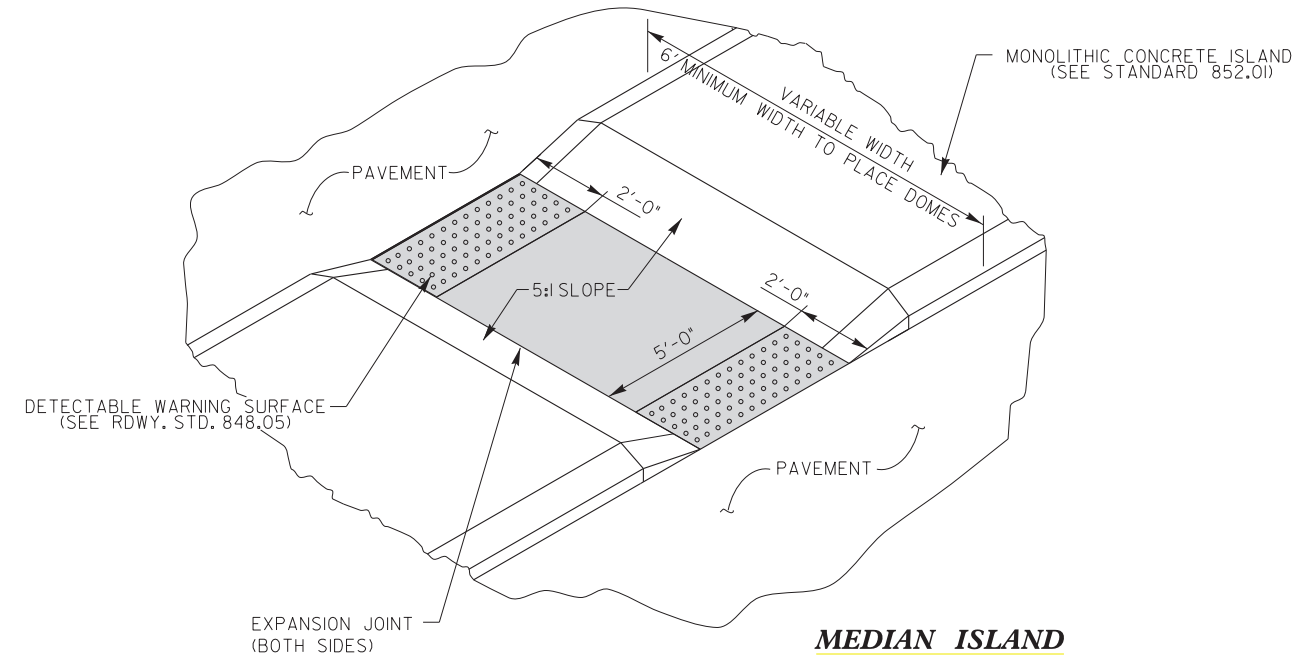


PAY LIMITS FOR 2 OR 3 CURB RAMPS
(CALCULATE BASED ON NUMBER OF
SETS OF TRUNCATED DOMES)

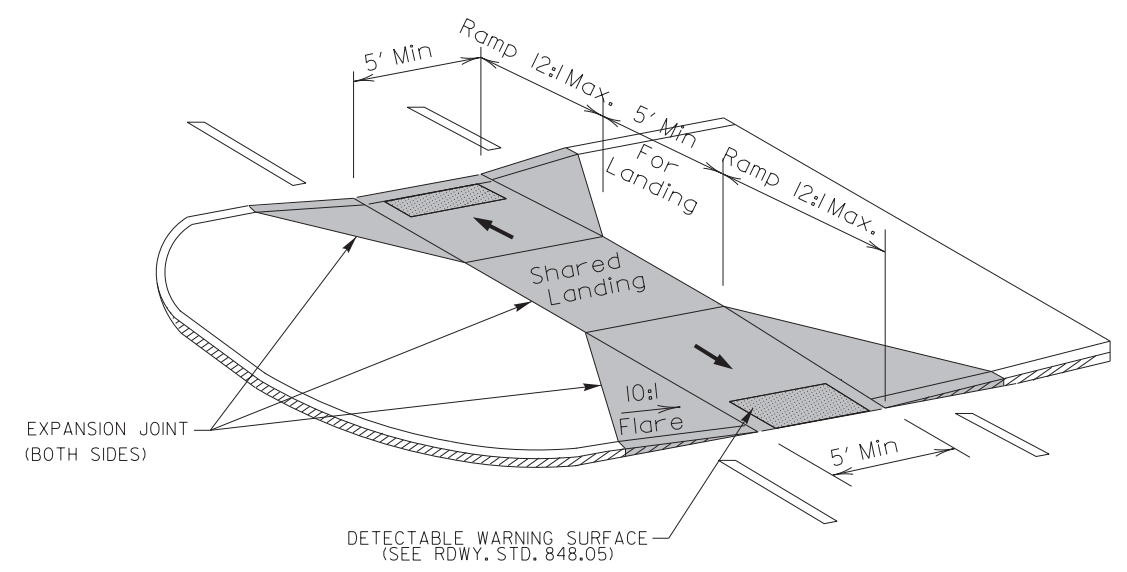


TRIANGULAR ISLANDS MAY BE CONSTRUCTED WITH ONLY
2 POINTS OF ENTRY AND EXIT AS SHOWN IN THE
ROADWAY PLANS OR AS DIRECTED BY THE ENGINEER.

**TRIANGULAR ISLAND
WITH CUT THROUGH
TYPE 6**



**MEDIAN ISLAND
WITH CUT THROUGH
TYPE 7**



**MEDIAN ISLAND
CURB RAMPS
TYPE 8
1/8/2020**

DOCUMENT NOT CONSIDERED FINAL
UNLESS ALL SIGNATURES COMPLETED

**CONTRACT STANDARDS
AND DEVELOPMENT UNIT**
Office 919-707-6950 FAX 919-250-4119

CURB RAMPS
Median or Turn Lane Islands

ORIGINAL BY: J.S. HOWERTON DATE: 7/7/11
MODIFIED BY: DATE:
CHECKED BY: DATE:
FILE SPEC. stds/2012CurbRamp/CurbRampDetails.dgn



Prepared by:
J.S. Howerton
873F3D17DCDC45F...

5/14/99
\$\$\$\$\$SYTIME\$\$\$\$\$
\$\$\$\$\$CON\$\$\$\$\$
\$\$\$\$\$USERNAME\$\$\$\$\$