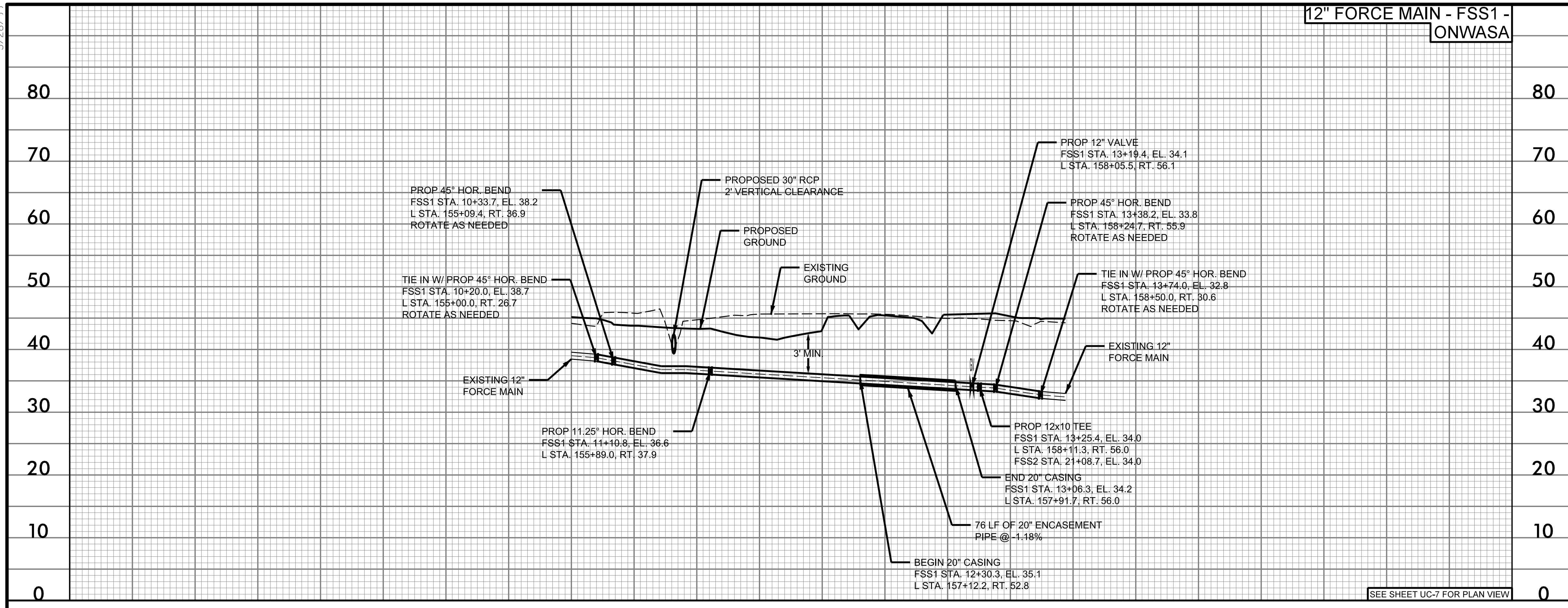


5/28/2016

5/28/2016 4:27:37 PM C:\Users\jgibson\OneDrive\Documents\Projects\WSE\Projects\NC\Cary\Projects\Utilities\Engineering\UC\Proj\U4906_ut.pfl\UC16_psh.dgn

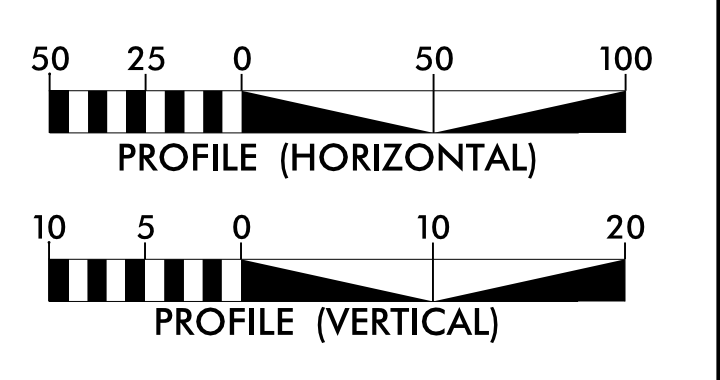


SEE SHEET UC-7 FOR PLAN VIEW

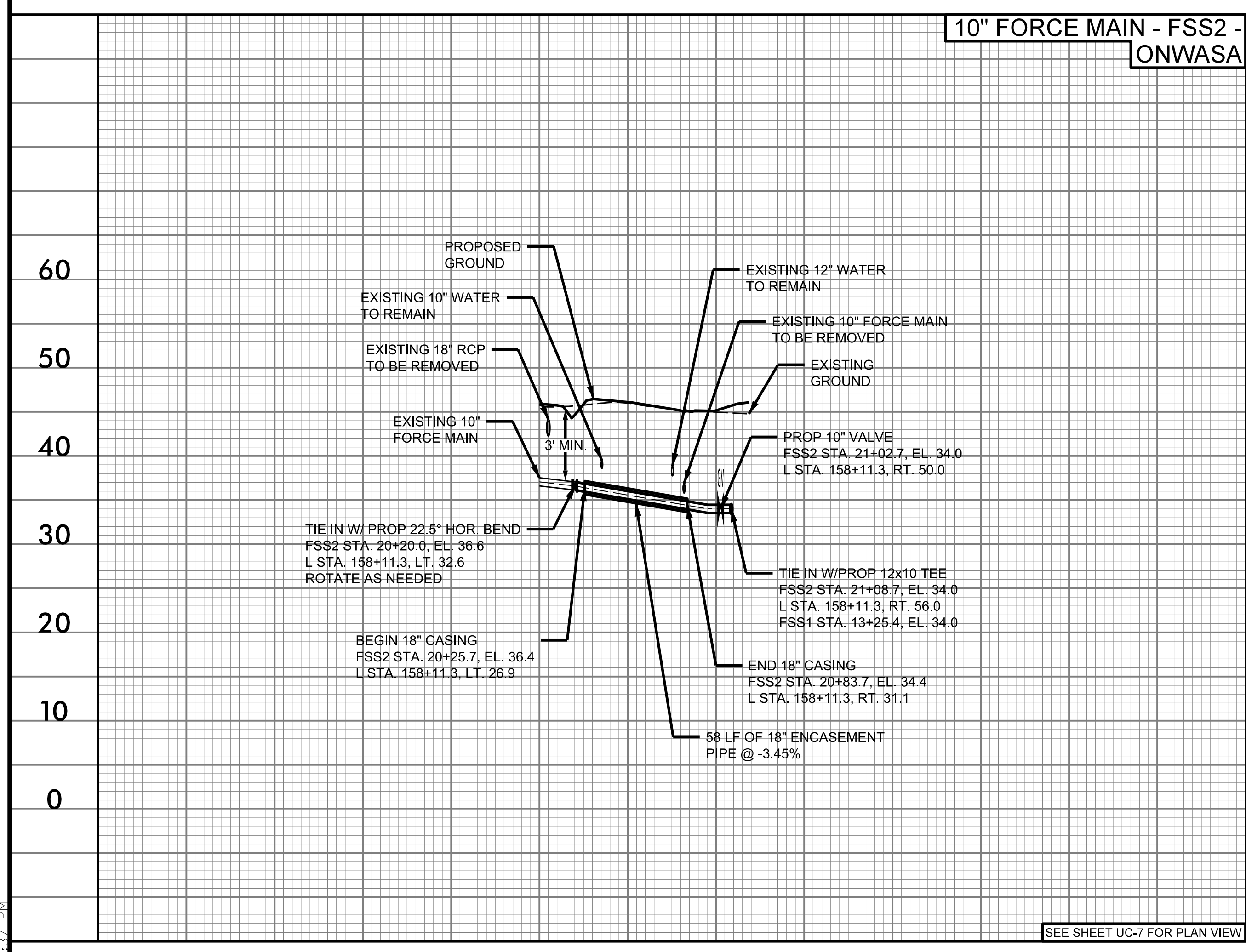
PROJECT REFERENCE NO.	SHEET NO.
U-4906	UC-16
DESIGNED BY: SHF	
DRAWN BY: SHF	
CHECKED BY: KCZ	
APPROVED BY: KCZ	
REVISED:	
NORTH CAROLINA DEPARTMENT OF TRANSPORTATION UTILITIES ENGINEERING SEC. PHONE: (919) 707-6690 FAX: (919) 250-4151 UTILITY CONSTRUCTION PLANS ONLY	

DOCUMENT NOT CONSIDERED FINAL UNLESS ALL SIGNATURES COMPLETED

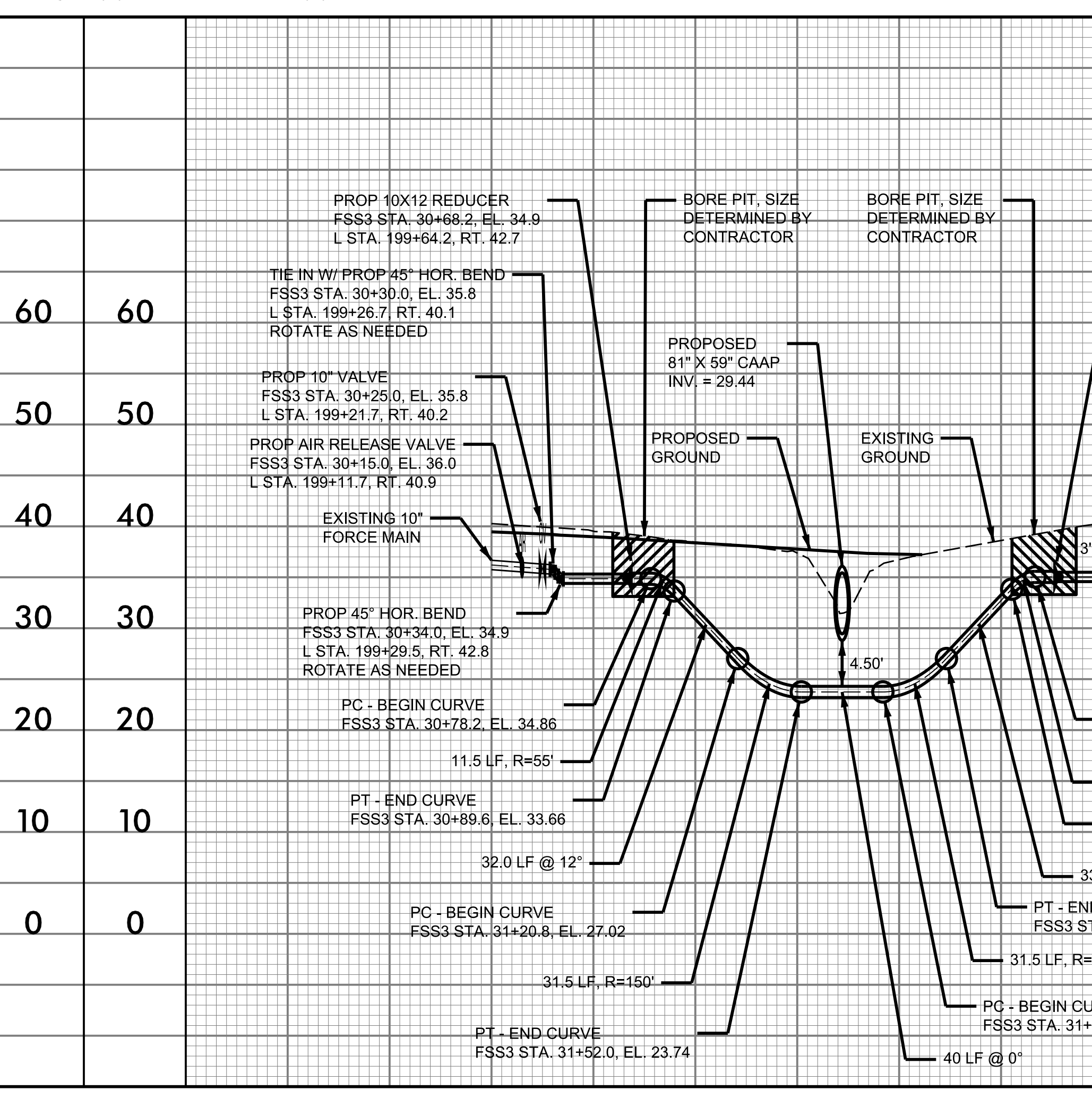
Weston & Sampson
 WSE of North Carolina, PC
 588 East Chatham Street, Suite 137, Cary, NC 27511
 Phone: 919.297.0220 Fax: 919.297.0221



- NOTES:
- EXISTING PIPE AT TIE-IN LOCATIONS ARE ESTIMATED BASED ON TEST HOLE INFORMATION PROVIDED BY OTHERS OR ASSUMED TO HAVE 3 FEET OF COVER. CONTRACTOR SHALL FIELD VERIFY PIPE LOCATION BEFORE STARTING WORK.
 - ALL PROPOSED PIPE ELEVATIONS IN PROFILE REFER TO CENTER OF PIPE.
 - OPEN TRENCH CONSTRUCTION SHALL PROVIDE 3 FEET MINIMUM COVER FROM FINAL GRADE TO TOP OF PIPE.
 - DIRECTIONAL DRILL AND BORE AND JACK INSTALLATIONS SHALL BE IN ACCORDANCE WITH DETAILS.
 - HDPE PIPE SHALL BE FIELD BENT WITH THE MANUFACTURERS MINIMUM ALLOWABLE BEND RADIUS.



SEE SHEET UC-7 FOR PLAN VIEW



SEE SHEET UC-9 FOR PLAN VIEW