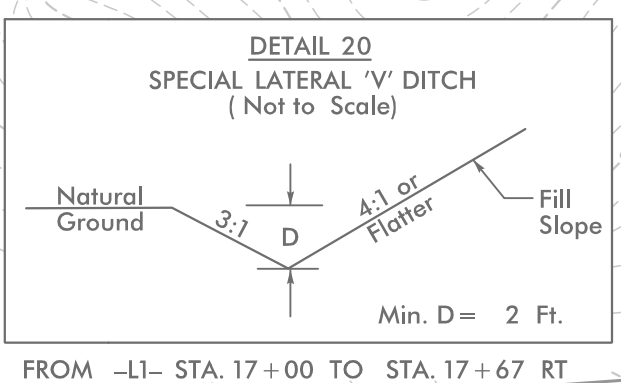
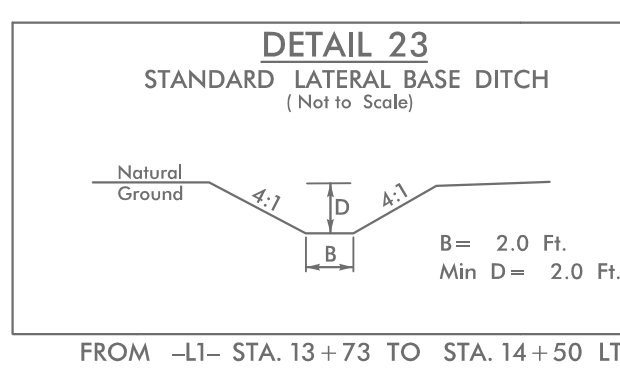
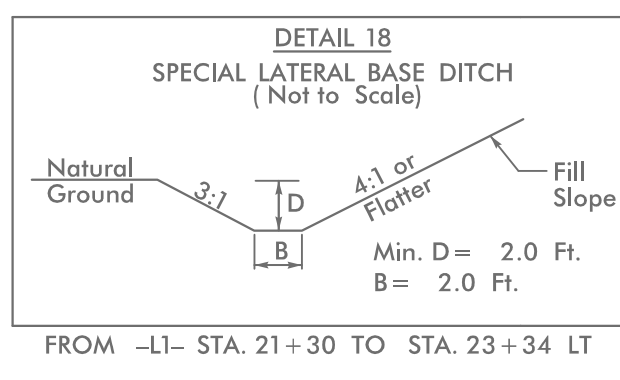
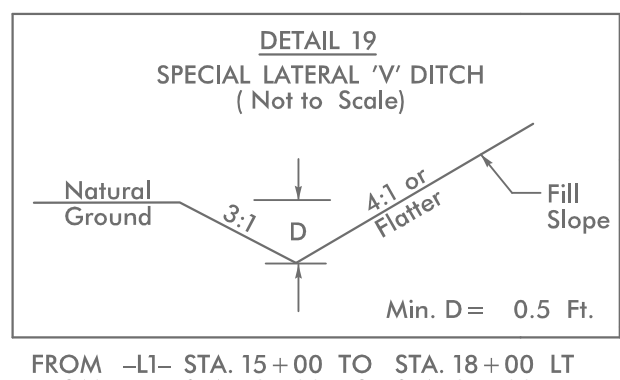
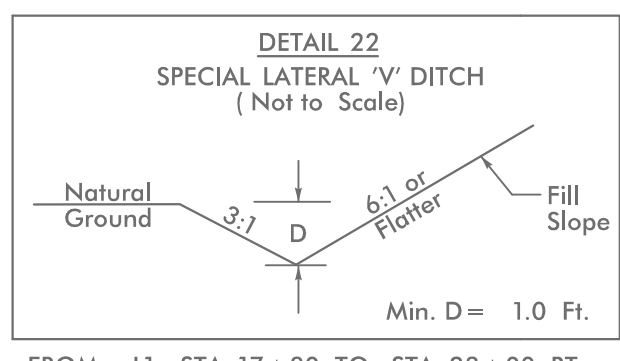


5/14/99

PROJECT REFERENCE NO.	SHEET NO.
U-4906	EC-23/CONST.23
RW SHEET NO.	
ROADWAY DESIGN ENGINEER	HYDRAULICS ENGINEER



BEGIN CONSTRUCTION
-L1- POT STA 13+73.34

93 x 30 x 2
1.5 inch Skimmer
with 1.125 inch
Orifice Diameter
10 ft. weir
ID 23.2B

55 x 22 x 3
1.5 inch Skimmer
with 1.0 inch
Orifice Diameter
4 ft. weir
ID 23.1B

END RESURFACING
-L1- POT STA 14+00.00

END CONSTRUCTION
-L1- POT STA 23+25.00
BEGIN RESURFACING
-L1- POT STA 23+25.00

DESIGN EXCEPTION REQUESTED FOR LANE WIDTHS (11') AND USABLE SHOULDER (4' MINIMUM)

NOTE: ALL DRIVEWAY RADII ARE 10' UNLESS OTHERWISE NOTED ON PLANS

FOR -L1- PROFILE, SEE SHEET 36

I:\V\2006\EC-23_Const-23.dgn