PROJECT REFERENCE NO.	SHEET NO.

High Speed Detection
(≥40 mph)

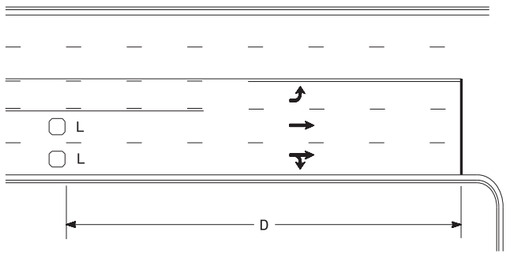

OR

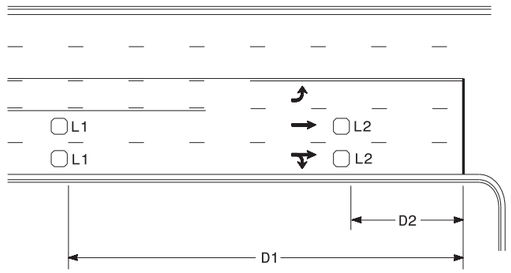

Speed Limit mph	D ft
40	250
45	300
50	355
55	420

L = 6ft X 6ft
Wired separately

Volume Density Operation

Speed Limit mph	D1 ft	D2 ft
40	250	80
45	300	90
50	355	100
55	420	110

L1 = 6ft X 6ft
Wired in series

L2 = 6ft X 6ft
Wired in series

"Stretch" Operation

Low Speed Detection
(≤35 mph)

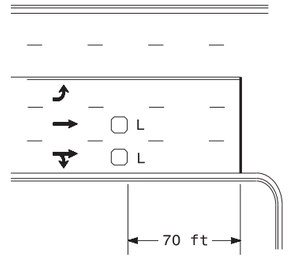

OR

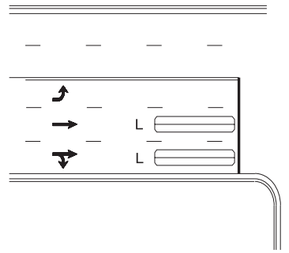

L = 6ft X 6ft
Wired in series

L = 6ft X 40ft
Quadrupole loop, wired separately

Left Turn Lane Detection

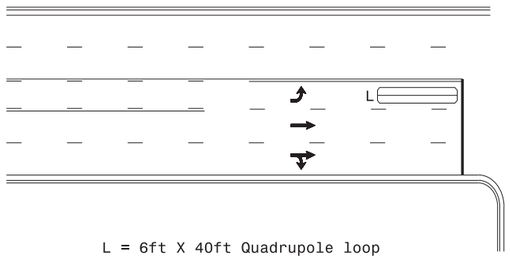

OR

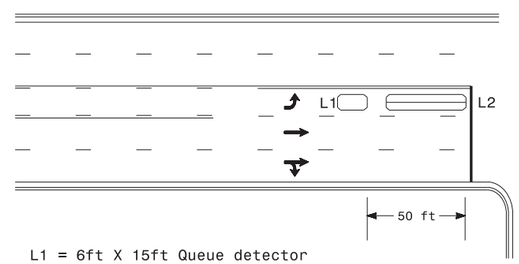

L = 6ft X 40ft Quadrupole loop

Presence Loop Detection

L1 = 6ft X 15ft Queue detector
L2 = 6ft X 40ft Quadrupole loop

Queue Loop Detection

Right Turn Lane Detection

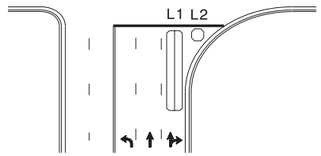

Shared Lane/
Wide Radius Turn

L1 = 6ft X 40ft Quadrupole loop
L2 = 6ft X 6ft [Minimum] Presence loop
Wired separately

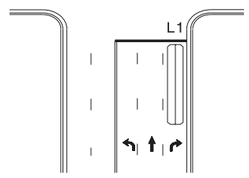

Standard Turn

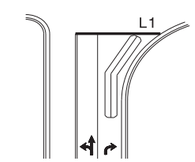

Wide Radius Turn

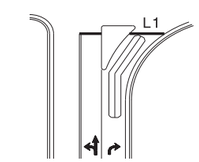

Channelized Turn

Side Street Detection

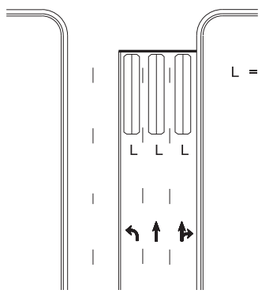

L = 6ft X 40ft
Quadrupole loop
Wired to separate
detectors/channels

Presence Loop Placement at Stop Lines

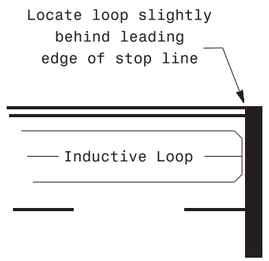

Note:
Loop may be located in advance of stop line under any of the following conditions:
1) stop line is greater than 15′ from edge of intersecting roadway
2) loop detects a permissive or protected/permissive left turn
3) for an exclusive right turn lane

Recommended Number of Turns

Single 6′ X 6′ loop
(when wired separately):

Length of Lead-in ft	Number of Turns
< 250	3
250-375	4
375-525	5
> 525	6

Quadrupole loops: Use 2-4-2 turns

6′ X 15′ Loops:
Lead-in < 150′, use 2 turns
Lead-in > 150′, use 3 turns

Prepared in the Offices of:
Transportation Mobility and Safety Division
STATE OF NORTH CAROLINA
DEPARTMENT OF TRANSPORTATION
Signal Design Section
750 N.Greenfield Pkwy,Garner,NC 27529

SCALE
N/A

Typical Signal Loop Locations

PLAN DATE: September 2020	REVIEWED BY: JPG
PREPARED BY: PLA	REVIEWED BY:

REVISIONS	INIT.	DATE

SEAL
NORTH CAROLINA PROFESSIONAL SEAL 029904 ENGINEER JASON P. GALLOWAY
9/8/2020
DATE
SIG. INVENTORY NO.

08-SEP-2020 11:54
S:\ITS&SU\ITS Signals\Signal Design Section\Eastern Region\Loop Typical\loop typical2015.dgn
jgalloway