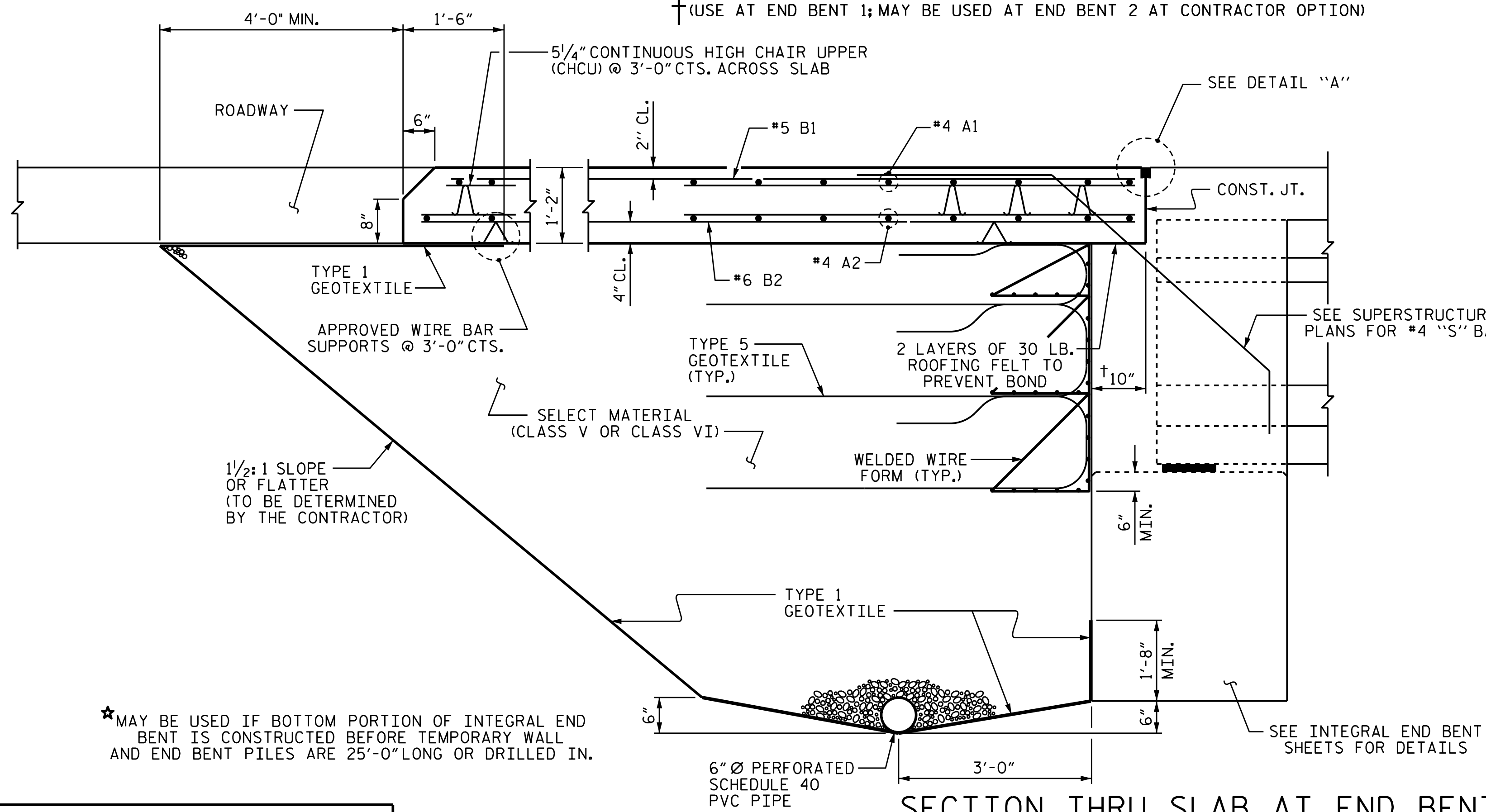


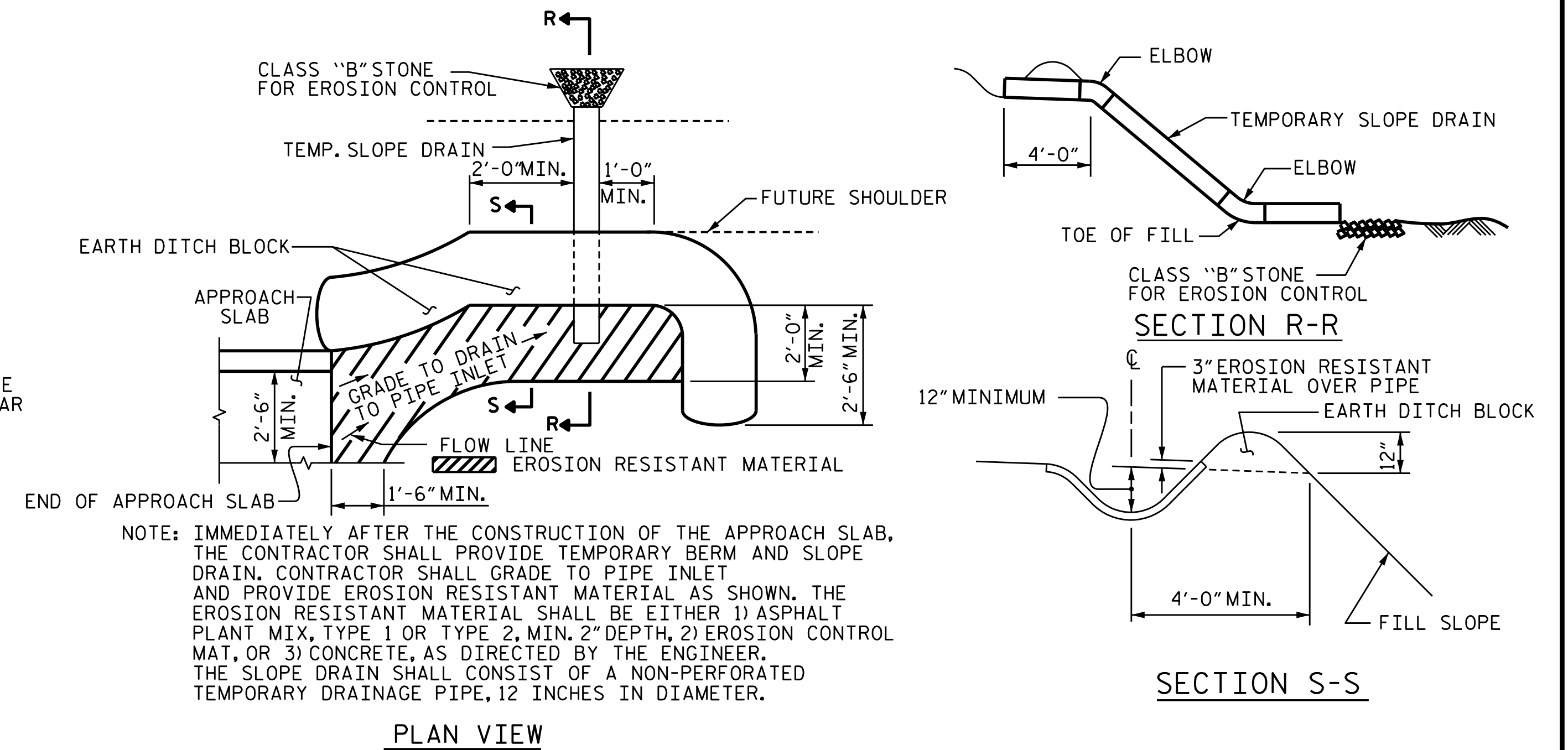
**SECTION THRU SLAB AT END BENT 1†**

(TYPE A - ALTERNATE APPROACH FILL)  
 †(USE AT END BENT 1; MAY BE USED AT END BENT 2 AT CONTRACTOR OPTION)



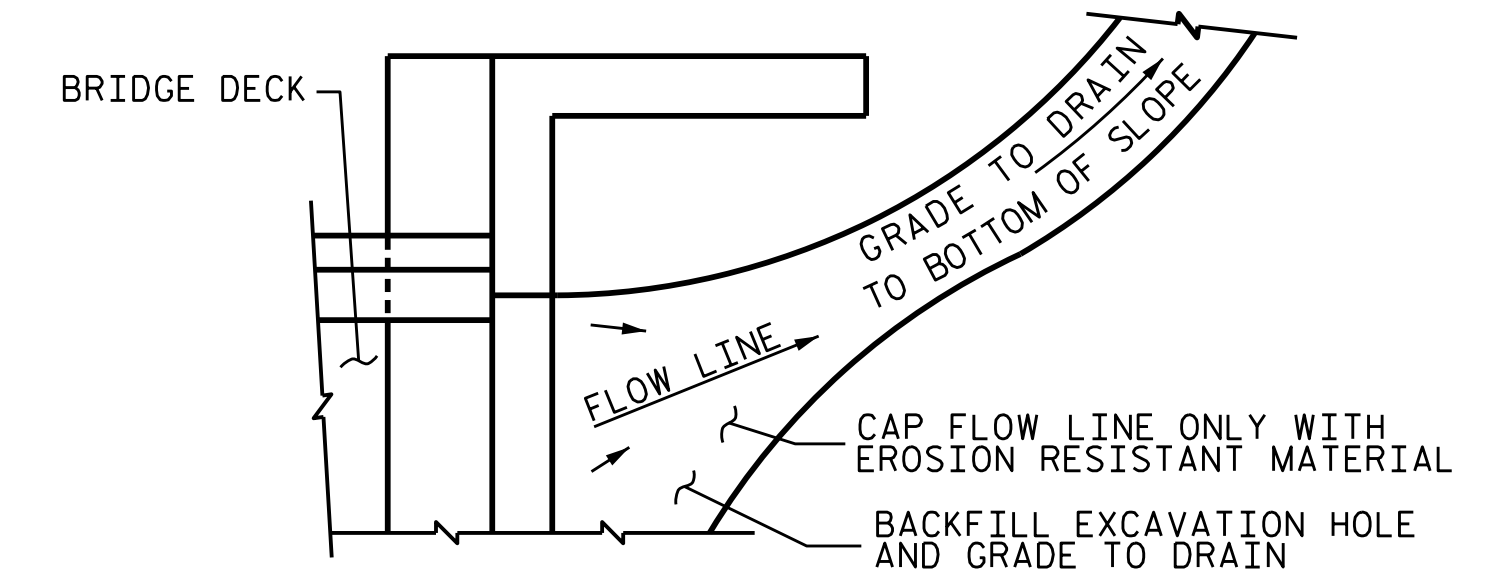
**SECTION THRU SLAB AT END BENT 1†**

(TYPE A - ALTERNATE APPROACH FILL)  
 †(USE AT END BENT 1; MAY BE USED AT END BENT 2 AT CONTRACTOR OPTION)



**TEMPORARY BERM AND SLOPE DRAIN DETAILS**

(TO BE USED WHEN SHOULDER BERM GUTTER IS REQUIRED)

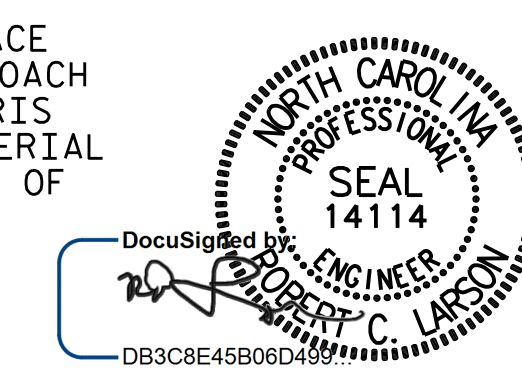


NOTE: IF THE APPROACH SLAB IS NOT CONSTRUCTED IMMEDIATELY AFTER THE BACKFILLING OF THE END BENT EXCAVATION, GRADE TO DRAIN TO THE BOTTOM OF THE SLOPE AND PROVIDE EROSION RESISTANT MATERIAL, SUCH AS FIBERGLASS ROVING OR AS DIRECTED BY THE ENGINEER TO PREVENT SOIL EROSION AND TO PROTECT THE AREA ADJACENT TO THE STRUCTURE. THE CONTRACTOR WILL BE REQUIRED TO REMOVE THESE MATERIALS PRIOR TO CONSTRUCTION OF THE APPROACH SLAB.

**TEMPORARY DRAINAGE DETAIL**

**NOTES**

- APPROACH SLAB SHALL NOT BE CONSTRUCTED PRIOR TO COMPLETION OF THE BRIDGE DECK.
- FOR TEMPORARY GEOTEXTILE WALL INCLUDING GEOTEXTILE, 6" Ø DRAINAGE PIPE, WELDED WIRE FORM, AND SELECT MATERIAL, SEE ROADWAY PLANS.
- GEOTEXTILE (TYPE 1 OR TYPE 5) SHALL BE IN ACCORDANCE WITH THE STANDARD SPECIFICATIONS SECTION 1056.
- SELECT MATERIAL BACKFILL (CLASS V OR CLASS VI) SHALL BE IN ACCORDANCE WITH STANDARD SPECIFICATIONS SECTION 1016.
- SELECT MATERIAL BACKFILL IS TO BE CONTINUOUS ALONG FILL FACE OF BACKWALL FROM OUTSIDE EDGE TO OUTSIDE EDGE OF APPROACH SLAB.
- FOR THE 6" Ø DRAINAGE PIPE OUTLET(S), SEE ROADWAY STANDARD DRAWINGS.
- AREA BETWEEN THE WINGWALL AND APPROACH SLAB SHALL BE GRADED TO DRAIN THE WATER AWAY FROM THE FILL FACE OF THE BRIDGE AND SHALL BE PAVED. SEE ROADWAY PLANS.
- THE JOINT OPENING AT THE APPROACH SLAB/DECK INTERFACE SHALL BE SAWED NO MORE THAN 12 HOURS AFTER THE APPROACH SLAB IS CAST. THE JOINT SHALL BE CLEANED OF ALL DEBRIS BEFORE THE SEALANT IS APPLIED. THE JOINT SEALER MATERIAL SHALL CONFORM TO THE REQUIREMENTS OF SECTION 1028-3 OF THE STANDARD SPECIFICATIONS.



PROJECT NO. B-5703  
CUMBERLAND/HARNETT COUNTY  
 STATION: 16+92.70 -L-

STATE OF NORTH CAROLINA  
 DEPARTMENT OF TRANSPORTATION  
 RALEIGH  
 STANDARD  
**BRIDGE APPROACH  
 SLAB DETAILS**

REVISIONS				SHEET NO.	
NO.	BY:	DATE:	NO.	BY:	DATE:
1			3		
2			4		

TOTAL SHEETS: 29

KCI JOB NO: 251801945.13

DESIGN ENGINEER OF RECORD: *[Signature]* DATE: 7/1/2021  
 DRAWN BY: A. K. ALLANKI DATE: 09/30/20  
 CHECKED BY: R. C. LARSON DATE: 10/12/20

**DOCUMENT NOT CONSIDERED FINAL  
 UNLESS ALL SIGNATURES COMPLETED**

**KCI Associates**  
 of North Carolina, P.A.  
 4205 Falls of House Road, Suite 400 Raleigh, NC 27609-6270 Phone 919-785-9244