


EDI MODEL 2018EClip-NC CONFLICT MONITOR PROGRAMMING DETAIL

(remove jumpers and set switches as shown)



NOTES:

1. Card is provided with all diode jumpers in place. Removal of any jumper allows its channels to run concurrently.
2. Ensure jumpers SEL2-SEL5 and SEL9 are present on the monitor board.
3. Ensure that Red Enable is active at all times during normal operation.
4. Integrate monitor with Ethernet network in cabinet.

■ = DENOTES POSITION OF SWITCH

NOTES

1. To prevent "flash-conflict" problems, insert red flash program blocks for all unused vehicle load switches in the output file. The installer shall verify that signal heads flash in accordance with the Signal Plans.
2. Program phases 4 and 8 for Dual Entry.
3. Program controller to start up in phase 2 Green and 6 Green.
4. The cabinet and controller are part of Signal System # 10605.

SIGNAL HEAD HOOK-UP CHART

LOAD SWITCH NO.	S1	S2	S3	S4	S5	S6	S7	S8	S9	S10	S11	S12
CMU CHANNEL NO.	1	2	13	3	4	14	5	6	15	7	8	16
PHASE	1	2	2 PED	3	4	4 PED	5	6	6 PED	7	8	8 PED
SIGNAL HEAD NO.	NU	21,22	NU	NU	41,42	NU	NU	61,62	NU	NU	81,82	NU
RED		128			101			134			107	
YELLOW		129			102			135			108	
GREEN		130			103			136			109	
RED ARROW												
YELLOW ARROW												
GREEN ARROW												

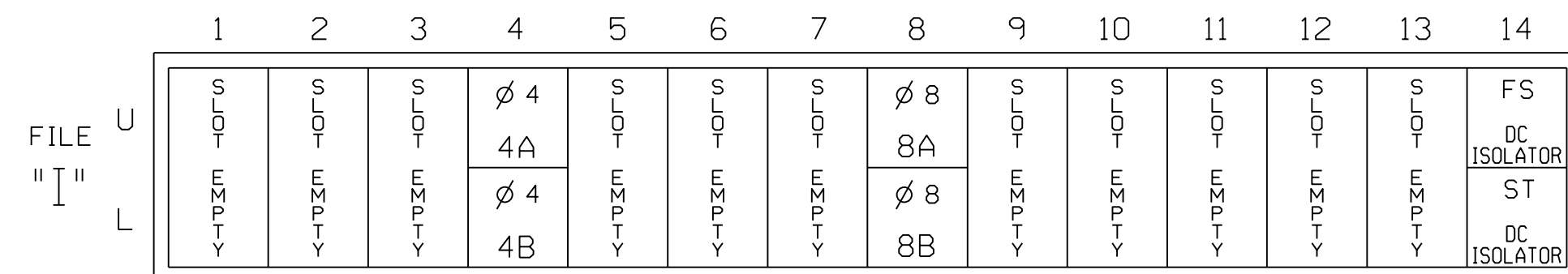
NU = Not Used

EQUIPMENT INFORMATION

CONTROLLER.....2070LX
 CABINET336
 SOFTWAREECONOLITE ASC/3-2070
 CABINET MOUNT.....POLE
 OUTPUT FILE POSITIONS...12
 LOAD SWITCHES USED.....S2,S5,S8,S11
 PHASES USED.....2,4,6,8
 OVERLAPS.....NONE

INPUT FILE POSITION LAYOUT

(front view)



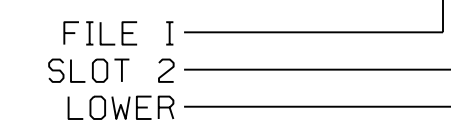
EX.: 1A, 2A, ETC. = LOOP NO.'S

FS = FLASH SENSE
 ST = STOP TIME

INPUT FILE CONNECTION & PROGRAMMING CHART

LOOP NO.	LOOP TERMINAL	INPUT FILE POS.	PIN NO.	DETECTOR NO.	NEMA PHASE	CALL	EXTEND TIME	DELAY TIME	ADDED INITIAL	DETECTOR TYPE
4A	TB21-7,8	I4U	41	4	4	YES		3		N
4B	TB23-7,8	I4L	45	14	4	YES		10		N
8A	TB22-1,2	I8U	42	8	8	YES		3		N
8B	TB24-1,2	I8L	46	18	8	YES		10		N


INPUT FILE POSITION LEGEND: I2L



THIS ELECTRICAL DETAIL IS FOR THE SIGNAL DESIGN: 06-0080
 DESIGNED: JULY 2003
 SEALED: 05/15/20
 REVISED:



1 Glenwood Avenue
 Raleigh, NC 27603
 Tel:919.789.9977
 Fax:919.789.9591
 License: C-2197



ELECTRICAL AND PROGRAMMING DETAILS FOR:

US 74-76 BUSINESS (WASHINGTON STREET)
 at
 SR 1916 (NORTH LEE STREET)

DIVISION 06 COLUMBUS COUNTY WHITEVILLE

PLAN DATE: APRIL 2020 REVIEWED BY: J. Rowe

PREPARED BY: M. Copple REVIEWED BY:

REVISIONS	INIT.	DATE

DocuSigned by: Matthew Copple

SIG. INVENTORY NO. 06-0080