DocuSign Envelope ID: 7ECE43C6-A0F5-45F6-8AEA-F331D1E344B5

PROJECT REFERENCE NO.	SHEET NO.
R-5020B	Sig. 10.0

PHASING DIAGRAM

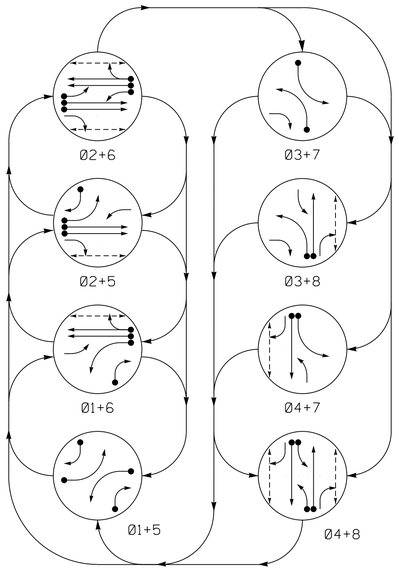

PHASING DIAGRAM DETECTION LEGEND

- DETECTED MOVEMENT
- UNDETECTED MOVEMENT (OVERLAP)
- UNSIGNALIZED MOVEMENT
- PEDESTRIAN MOVEMENT

TABLE OF OPERATION

SIGNAL FACE	PHASE 01+5	01+6	02+5	02+6	03+7	03+8	04+7	04+8	FLASH
11	←	←	F Y	F Y	← R	← R	← R	← R	← Y
21	R	R	G	G	R	R	R	R	Y
22	R	R	G	G	R / →	R / →	R	R	Y
31	← R	← R	← R	← R	←	←	← F Y	← F Y	← R
41	R	R	R	R	R	R	G	G	R
42	R / →	R	R / →	R	R	R	G	G	R
51	←	← F Y	←	← F Y	← R	← R	← R	← R	← Y
61,62	R	G	R	G	R	R	R	R	Y
71	← R	← R	← R	← R	←	← F Y	←	← F Y	← R
81	R	R	R	R	R	G	R	G	R
82	R / →	R / →	R	R	R	G	R	G	R
P21,P22	DW	DW	W	W	DW	DW	DW	DW	DRK
P41,P42	DW	DW	DW	DW	DW	DW	W	W	DRK
P61,P62	DW	W	DW	W	DW	DW	DW	DW	DRK
P81,P82	DW	DW	DW	DW	DW	W	DW	W	DRK

SIGNAL FACE I.D.

All Heads L.E.D.

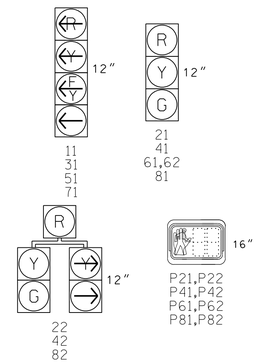

ASC/3 DETECTOR INSTALLATION CHART

DETECTOR LOOP	SIZE (FT)	DISTANCE FROM STOPBAR (FT)	TURNS	NEW LOOP	PROGRAMMING PHASE	CALLING	EXTEND TIME	DELAY TIME	USE ADDED INITIAL	TYPE	SYSTEM LOOP	NEW CARD
1A	6X40	0	2-4-2	X	1	Yes	-	15	-	N	-	X
					6	Yes	-	3	-	G	-	X
1B	6X40	0	2-4-2	X	1	Yes	-	15	-	N	-	X
2A	6X6	300	4	X	2	Yes	-	-	X	N	-	X
2B	6X6	300	4	X	2	Yes	-	-	X	N	-	X
3A	6X40	0	2-4-2	X	3	Yes	-	15	-	N	-	X
					8	Yes	-	3	-	N	-	X
4A	6X40	0	2-4-2	X	4	Yes	-	-	-	N	-	X
5A	6X40	0	2-4-2	X	5	Yes	-	15	-	N	-	X
					2	Yes	-	3	-	G	-	X
5B	6X40	0	2-4-2	X	5	Yes	-	15	-	N	-	X
6A	6X6	300	4	X	6	Yes	-	-	X	N	-	X
6B	6X6	300	4	X	6	Yes	-	-	X	N	-	X
7A	6X40	0	2-4-2	X	7	Yes	-	15	-	N	-	X
					4	Yes	-	3	-	N	-	X
8A	6X40	0	2-4-2	X	8	Yes	-	-	-	N	-	X
S7	6X6	+170	4	X	-	NO	-	-	-	N	X	X
S8	6X6	+140	4	X	-	NO	-	-	-	N	X	X
S9	6X6	+140	4	X	-	NO	-	-	-	N	X	X

8 Phase
Fully Actuated
SYSTEM #10605

NOTES

1. Refer to "Roadway Standard Drawings NCDOT" dated January 2018 and "Standard Specifications for Roads and Structures" dated January 2018.
2. Do not program signal for late night flashing operation unless otherwise directed by the Engineer.
3. Phase 1 and/or phase 5 may be lagged.
4. Phase 3 and /or phase 7 may be lagged.
5. Set all detector units to presence mode.
6. Omit "WALK" and flashing "DON'T WALK" with no pedestrian calls.
7. Program pedestrian heads to countdown the flashing "Don't Walk" time only.
8. Maximum times shown in timing chart are for free-run operation only. Coordinated signal system timing values shall supersede these values.

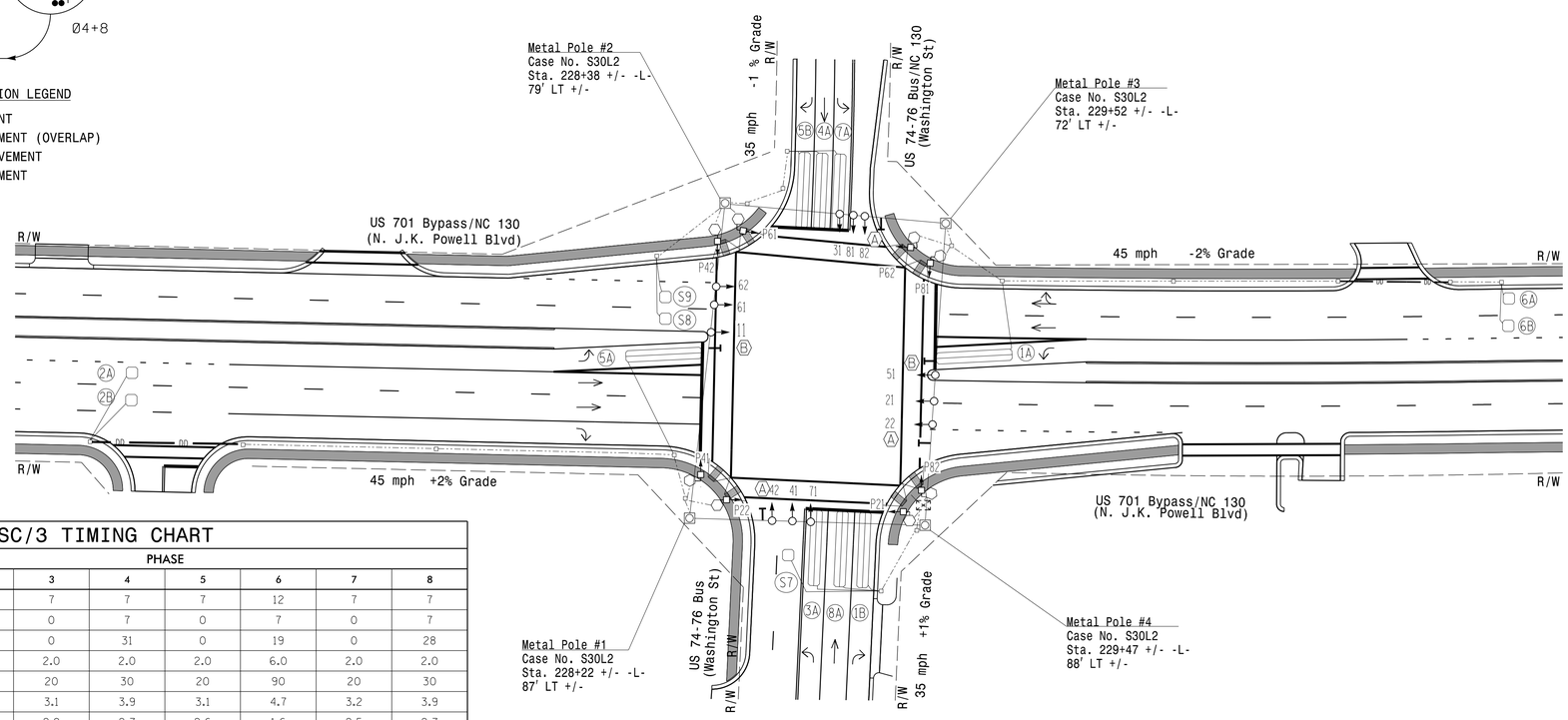

LEGEND

PROPOSED		EXISTING
	Traffic Signal Head	
	Modified Signal Head	N/A
	Sign	
	Pedestrian Signal Head With Push Button & Sign	
	Signal Pole with Guy	
	Signal Pole with Sidewalk Guy	
	Inductive Loop Detector	
	Controller & Cabinet	
	Junction Box	
	2-in Underground Conduit	
N/A	Right of Way	
	Directional Arrow	
DD	Directional Drill	N/A
	Metal Strain Pole	
	Type II Signal Pedestal	
N/A	Wheelchair Ramp	
A	Right Arrow "ONLY" Sign (R3-5R)	A
B	"U-TURN YIELD TO RIGHT TURN" Sign (R10-16)	B

ASC/3 TIMING CHART

FEATURE	PHASE 1	2	3	4	5	6	7	8
Min Green *	7	12	7	7	7	12	7	7
Walk *	0	7	0	7	0	7	0	7
Ped Clear	0	20	0	31	0	19	0	28
Veh. Extension *	2.0	6.0	2.0	2.0	2.0	6.0	2.0	2.0
Max 1 *	20	90	20	30	20	90	20	30
Yellow	3.3	4.7	3.1	3.9	3.1	4.7	3.2	3.9
Red Clear	2.8	1.6	2.9	2.7	2.6	1.6	2.5	2.7
Actuations B4 Add *	-	0	-	-	-	0	-	-
Seconds /Actuation *	-	1.5	-	-	-	1.5	-	-
Max Initial *	-	34	-	-	-	34	-	-
Time Before Reduction *	-	15	-	-	-	15	-	-
Time To Reduce *	-	30	-	-	-	30	-	-
Minimum Gap	-	3.0	-	-	-	3.0	-	-
Locking Detector	-	X	-	-	-	X	-	-
Recall Position	-	VEH. RECALL	-	-	-	VEH. RECALL	-	-
Dual Entry	-	-	-	X	-	-	-	X
Simultaneous Gap	X	X	X	X	X	X	X	X

* These values may be field adjusted. Do not adjust Min Green and Extension times for phases 2 and 6 lower than what is shown. Min Green for all other phases should not be lower than 4 seconds.

Signal Upgrade - Final Design

DOCUMENT NOT CONSIDERED FINAL UNLESS ALL SIGNATURES COMPLETED

Prepared for: Transportation Mobility and Safety Division, Signal Design Section, NORTH CAROLINA DEPARTMENT OF TRANSPORTATION
750 N.Greenfield Pkwy,Garner,NC 27529

US 701 Bypass/NC 130
(N. J.K. Powell Blvd)
at US 74-76 BUS/NC 130
(Washington Street)

Division 6 Columbus County Whiteville

PLAN DATE: November 2019 REVIEWED BY: G. G. Murr, Jr.
PREPARED BY: M. Ishak REVIEWED BY:

SCALE 0 40

REVISIONS	INIT.	DATE

SEAL
NORTH CAROLINA PROFESSIONAL SEAL 14543 ENGINEER GENE G. MURR, JR.
DocuSigned by: Gene G. Murr Jr. 5/15/2020
144508B1A0A4B8E... DATE
SIG. INVENTORY NO. 06-0109

SEPI Engineering & Construction, Inc.
1 Glenwood Avenue
Raleigh, NC 27603
Tel:919.789.9977
Fax:919.789.9591
License: C-2197

5/15/2020
R-5020B_sig_dsn_06-0109.dgn
USER:MCopple