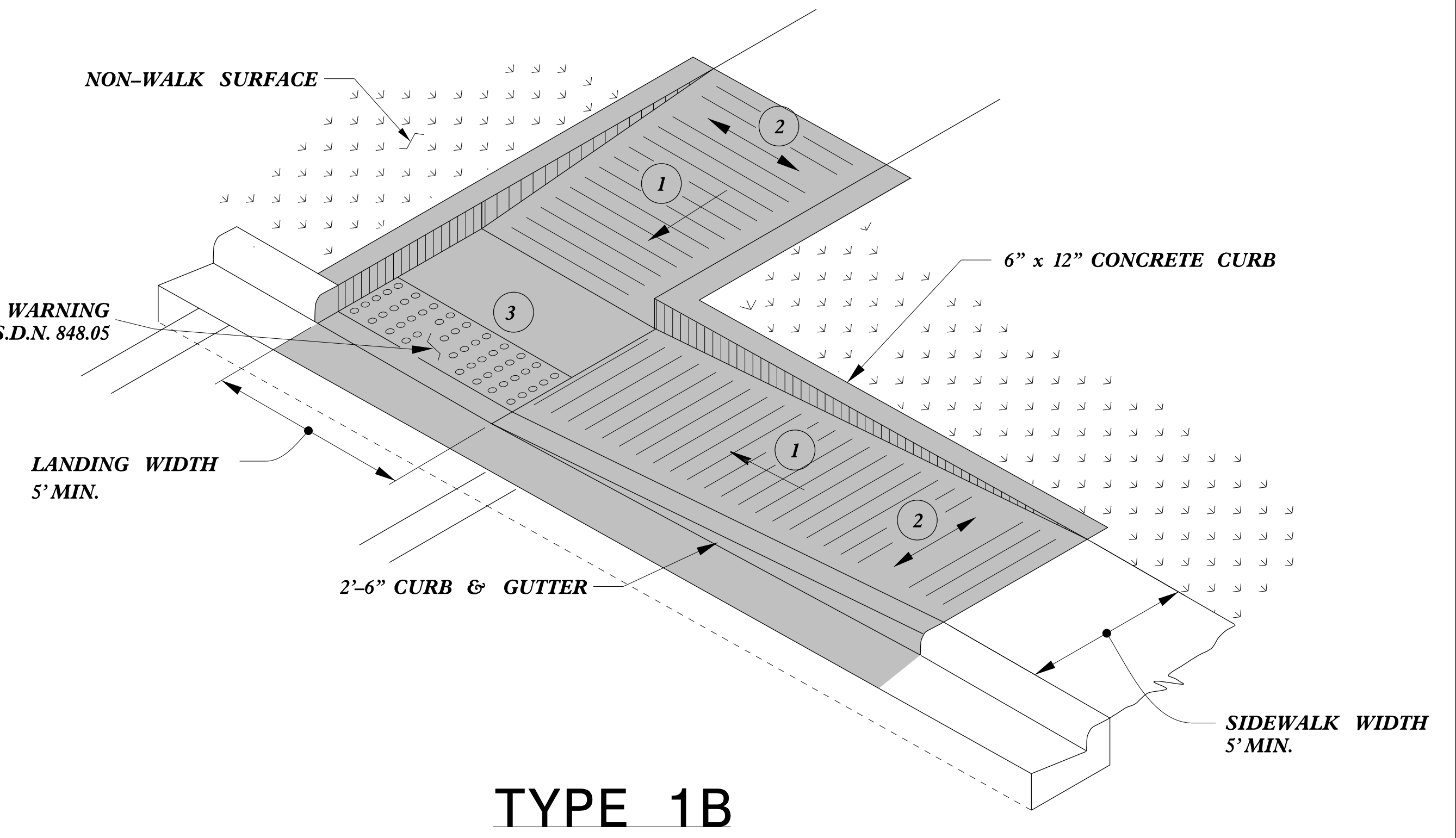


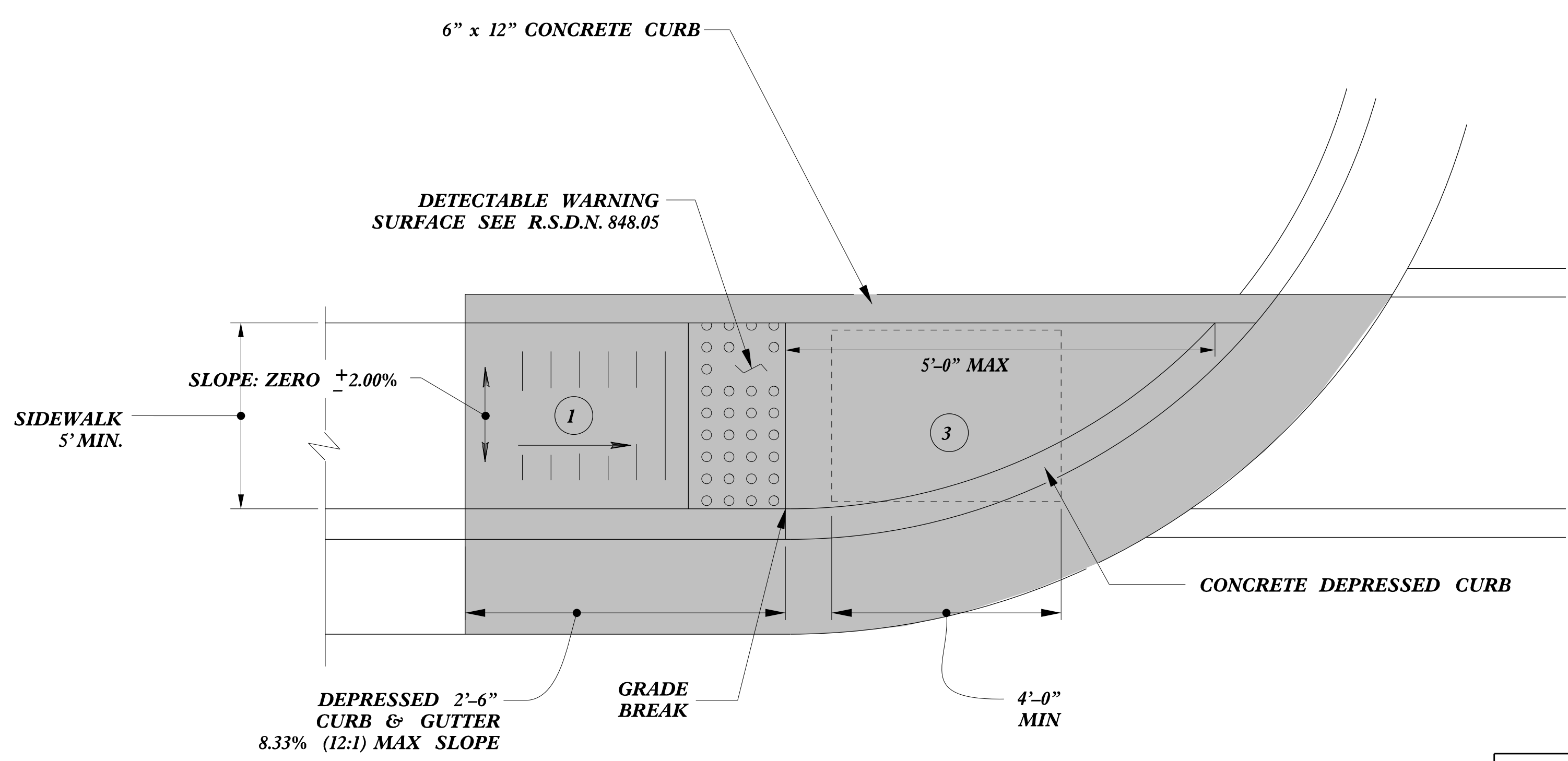
**TYPE 1A**




**TYPE 1B**

 PAY LIMITS FOR 1 CURB RAMP

- 1 8.33% (12:1) MAX RAMP SLOPE
- 2 CROSS SLOPE: 2.00%
- 3 CURB RAMPS REQUIRE A (4'-0") MINIMUM LANDING WITH A MAXIMUM CROSS SLOPE AND LONGITUDINAL SLOPE OF 2.00% WHERE PEDESTRIANS PERFORM TURNING MANEUVERS. SLOPE TO DRAIN TO CURB.



**TYPE 1**



DOCUMENT NOT CONSIDERED FINAL UNLESS ALL SIGNATURES COMPLETED

<b>CONTRACT STANDARDS AND DEVELOPMENT UNIT</b>	
Office 919-707-6950	FAX 919-250-4119
<b>CURB RAMPS</b>	
Directional Ramps	
ORIGINAL BY: J.S. HOWERTON	DATE: 7/7/11
MODIFIED BY:	DATE:
CHECKED BY:	DATE:
FILE SPEC.	stds/2012CurbRamp/CurbRampDetails.dgn

REFER TO ROADWAY STANDARD DRAWING NUMBER 848.05 SHEET 3 OF 3 FOR ALL RAMP NOTES

\$\$\$\$\$\$SYTIME\$\$\$\$\$  
 \$\$\$\$\$\$C:\CADD\DWG\CON\$\$\$\$\$  
 \$\$\$\$\$\$DUSTRNAME\$\$\$\$\$  
 \$\$\$\$\$\$\$\$\$\$\$