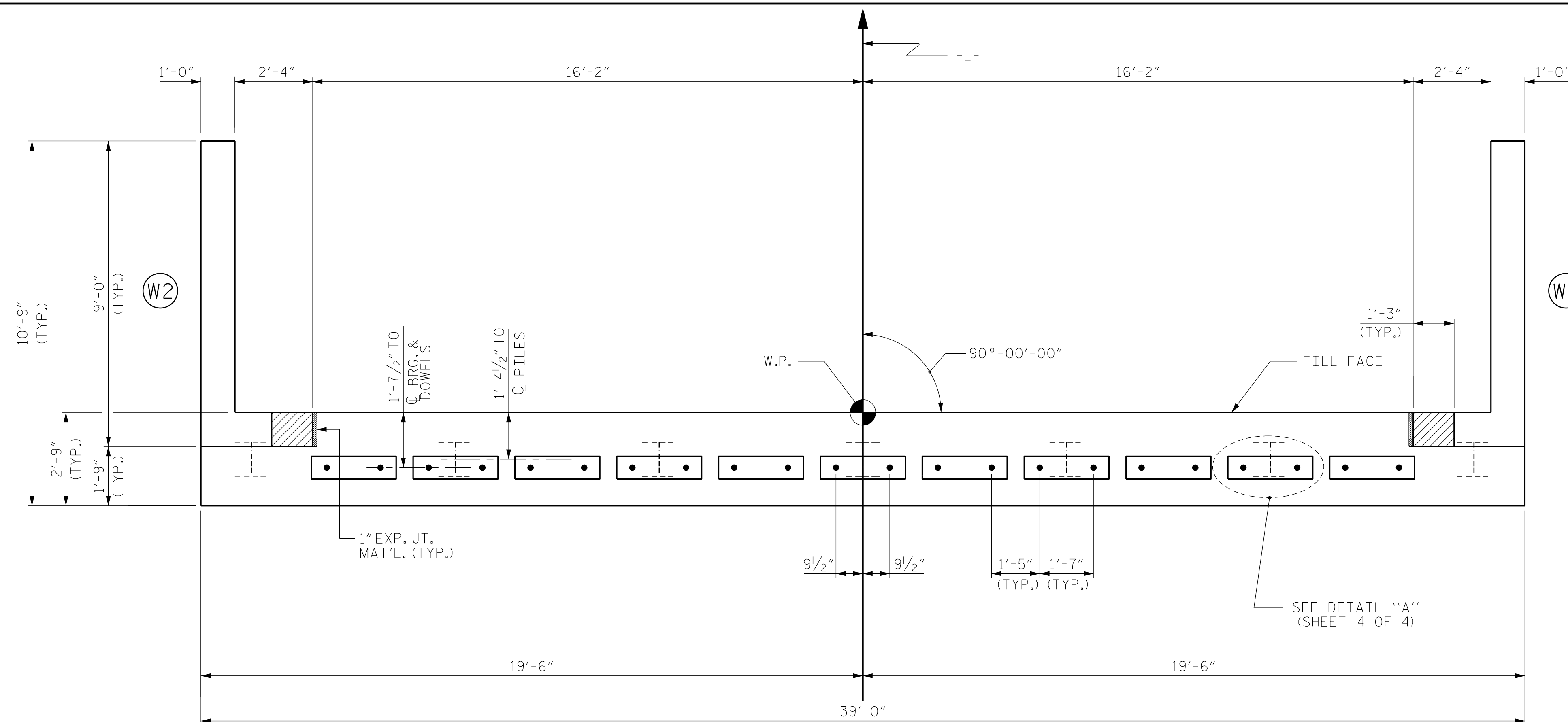
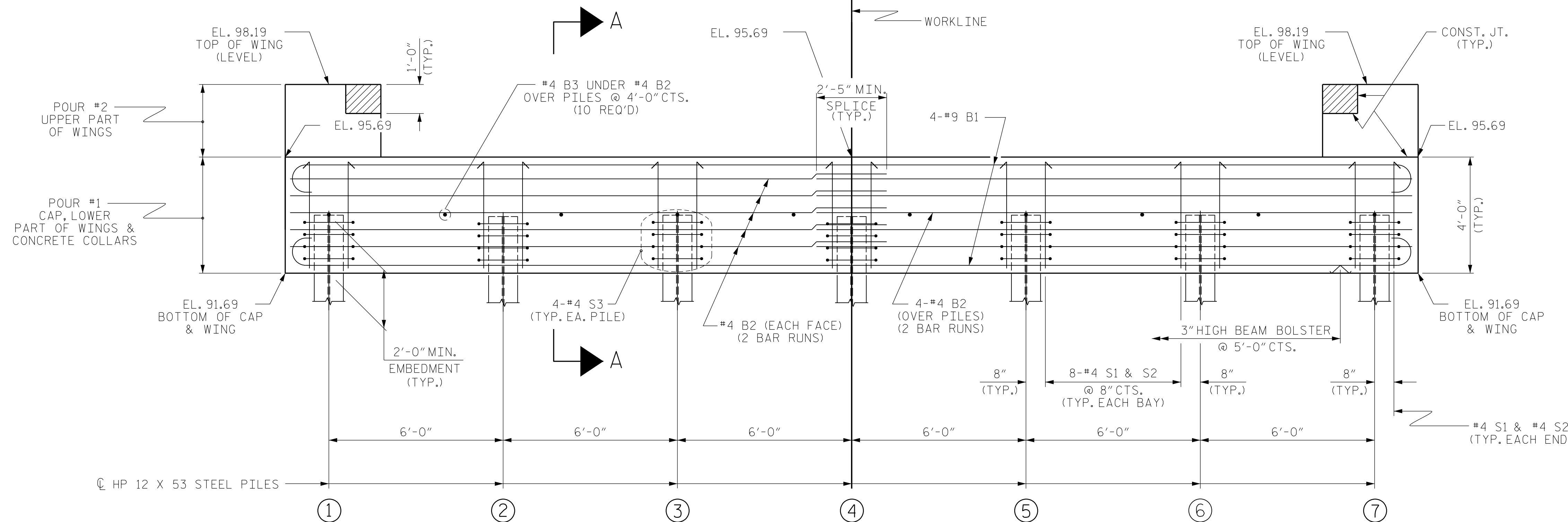


NOTES

STIRRUPS IN CAP MAY BE SHIFTED AS NECESSARY TO CLEAR DOWELS.
 THE CONCRETE IN THE SHADED AREA OF THE WING SHALL BE POURED AFTER THE VERTICAL CONCRETE BARRIER RAIL IS CAST IF SLIP FORMING IS USED.
 FOR PILE SPLICE DETAILS, SEE SHEET 4 OF 4.
 FOR WING DETAILS, SEE SHEET 3 OF 4.



PLAN




ELEVATION

WINGS NOT SHOWN FOR CLARITY.
 FOR SECTION A-A, SEE SHEET 4 OF 4.
 CONCRETE COLLARS FOR STEEL PILES NOT SHOWN IN PLAN AND ELEVATION VIEWS FOR CLARITY.
 SEE "CORROSION PROTECTION FOR STEEL PILES DETAIL", SHEET 4 OF 4.

PROJECT NO. 17BP.1.R.90
NORTHAMPTON COUNTY
 STATION: 15+50.00 -L-

SHEET 2 OF 4



2/21/2020



301 FAYETTEVILLE ST., SUITE 1500
 RALEIGH, NC 27601 (919) 882-7839
 NC FIRM LICENSE: C-1506

STATE OF NORTH CAROLINA
 DEPARTMENT OF TRANSPORTATION
 RALEIGH

SUBSTRUCTURE
 END BENT No. 2

DESIGN ENGINEER OF RECORD: JACOB H. DUKE DATE: 01/2020			
ASSEMBLED BY: DIEGO A. AGUIRRE DATE: 01/2020			
CHECKED BY: FIDEL L. FLORES DATE: 01/2020			
DRAWN BY: WJH 12/11	REV. 4/15	MAA/TMG	
CHECKED BY: AAC 12/11			

DOCUMENT NOT CONSIDERED
 FINAL UNLESS ALL
 SIGNATURES COMPLETED

REVISIONS						SHEET NO.
NO.	BY:	DATE:	NO.	BY:	DATE:	TOTAL SHEETS
1			3			18
2			4			